



NATIONAL CENTRE
FOR STATISTICS
& INFORMATION

Enhancing Knowledge

SULTANATE OF OMAN

Population Projections 2020-2040

August 2017



ملتزمون
بالجودة
ISO 9001:2015



@NCSIOman



+968 9145 9145




80076274



www.ncsi.gov.om

Population Projections 2020-2040

August 2017



Contents

| | |
|---|----|
| Introduction | 9 |
| Section One: Current situation of the Sultanate's population | 11 |
| - Population in 2016 | 13 |
| Section Two: Scenarios of population growth until 2040 | 17 |
| - Scenarios of population growth | 19 |
| - Assumption Related to Mortality | 23 |
| - Assumption Related to Migration | 24 |
| Section Three: Results of population projections until 2040 | 25 |
| - Population growth to 2020 | 27 |
| - Population growth to 2040 | 28 |
| - Population growth at the governorate level | 29 |
| - Population size by nationality | 30 |
| - Population density 2040 | 31 |
| Section Four: Tables | 33 |
| Table No. (1) : Total Population Mid-year by nationality, sex and years | 35 |
| Table No. (2) : Omani Population Mid-year by nationality, sex and Governorates | 36 |
| Table No. (3) : Expatriates Population Mid-year by nationality, sex and Governorates | 38 |
| Table No. (4) : Omani population by age groups and sex at Governorates level Mid-Year 2020 | 40 |
| Table No. (5) : Omani population by age groups and sex at Governorates level Mid-Year 2025 | 42 |
| Table No. (6) : Omani population by age groups and sex at Governorates level Mid-Year 2030 | 44 |
| Table No. (7) : Omani population by age groups and sex at Governorates level Mid-Year 2035 | 46 |
| Table No. (8) : Omani population by age groups and sex at Governorates level Mid-Year 2040 | 48 |
| Table No. (9) : Expatriates population by age groups and sex at Governorates level Mid-Year 2020 | 50 |
| Table No. (10) : Expatriates population by age groups and sex at Governorates level Mid-Year 2025 | 52 |
| Table No. (11) : Expatriates population by age groups and sex at Governorates level Mid-Year 2030 | 54 |

| | |
|--|----|
| Table No. (12) : Expatriates population by age groups and sex at Governorates level Mid-Year 2035 | 56 |
| Table No. (13) : Expatriates population by age groups and sex at Governorates level Mid-Year 2040 | 58 |
| Table No. (14) :Omani population by age groups and sex in Wilayats of Muscat Governorate Mid-Year 2020 | 60 |
| Table No. (15) :Omani population by age groups and sex in Wilayats of Dhofar Governorate Mid-Year 2020 | 61 |
| Table No. (16) :Omani population by age groups and sex in Wilayats of Musandam Governorate Mid-Year 2020 | 63 |
| Table No. (17) :Omani population by age groups and sex in Wilayats of Al -Buraymi Governorate Mid-Year 2020 | 64 |
| Table No. (18) :Omani population by age groups and sex in Wilayats of Ad -Dakhliyah Governorate Mid-Year 2020 | 65 |
| Table No. (19) :Omani population by age groups and sex in Wilayats of Al - Batinah North Governorate Mid-Year 2020 | 67 |
| Table No. (20) :Omani population by age groups and sex in Wilayats of Al - Batinah South Governorate Mid-Year 2020 | 68 |
| Table No. (21) :Omani population by age groups and sex in Wilayats of Ash-Sharqiyah South Governorate Mid-Year 2020 | 69 |
| Table No. (22) :Omani population by age groups and sex in Wilayats of Ash-Sharqiyah North Governorate Mid-Year 2020 | 70 |
| Table No. (23) :Omani population by age groups and sex in Wilayats of Adh -Dhahirah Governorate Mid-Year 2020 | 71 |
| Table No. (24) :Omani population by age groups and sex in Wilayats of Al -Wusta Governorate Mid-Year 2020 | 72 |
| Table No. (25) :Omani population by age groups and sex in Wilayats of Muscat Governorate Mid-Year 2025 | 73 |
| Table No. (26) :Omani population by age groups and sex in Wilayats of Dhofar Governorate Mid-Year 2025 | 74 |
| Table No. (27) :Omani population by age groups and sex in Wilayats of Musandam Governorate Mid-Year 2025 | 76 |

| | |
|---|----|
| Table No. (28) :Omani population by age groups and sex in Wilayats of Al -Buraymi Governorate Mid-Year 2025 | 77 |
| Table No. (29) :Omani population by age groups and sex in Wilayats of Ad -Dakhliyah Governorate Mid-Year 2025 | 78 |
| Table No. (30) :Omani population by age groups and sex in Wilayats of Al - Batinah North Governorate Mid-Year 2025 | 80 |
| Table No. (31) :Omani population by age groups and sex in Wilayats of Al - Batinah South Governorate Mid-Year 2025 | 81 |
| Table No. (32) :Omani population by age groups and sex in Wilayats of Ash-Sharqiyah South Governorate Mid-Year 2025 | 82 |
| Table No. (33) :Omani population by age groups and sex in Wilayats of Ash-Sharqiyah North Governorate Mid-Year 2025 | 83 |
| Table No. (34) :Omani population by age groups and sex in Wilayats of Adh -Dhahirah Governorate Mid-Year 2025 | 84 |
| Table No. (35) :Omani population by age groups and sex in Wilayats of Al -Wusta Governorate Mid-Year 2025 | 85 |
| Table No. (36) :Omani population by age groups and sex in Wilayats of Muscat Governorate Mid-Year 2030 | 86 |
| Table No. (37) :Omani population by age groups and sex in Wilayats of Dhofar Governorate Mid-Year 2030 | 87 |
| Table No. (38) :Omani population by age groups and sex in Wilayats of Musandam Governorate Mid-Year 2030 | 89 |
| Table No. (39) :Omani population by age groups and sex in Wilayats of Al -Buraymi Governorate Mid-Year 2030 | 90 |
| Table No. (40) :Omani population by age groups and sex in Wilayats of Ad -Dakhliyah Governorate Mid-Year 2030 | 91 |
| Table No. (41) :Omani population by age groups and sex in Wilayats of Al - Batinah North Governorate Mid-Year 2030 | 93 |
| Table No. (42) :Omani population by age groups and sex in Wilayats of Al - Batinah South Governorate Mid-Year 2030 | 94 |

| | |
|---|-----|
| Table No. (43) :Omani population by age groups and sex in Wilayats of Ash-Sharqiyah South Governorate Mid-Year 2030 | 95 |
| Table No. (44) :Omani population by age groups and sex in Wilayats of Ash-Sharqiyah North Governorate Mid-Year 2030 | 96 |
| Table No. (45) :Omani population by age groups and sex in Wilayats of Adh -Dhahirah Governorate Mid-Year 2030 | 97 |
| Table No. (46) :Omani population by age groups and sex in Wilayats of Al -Wusta Governorate Mid-Year 2030 | 98 |
| Table No. (47) :Omani population by age groups and sex in Wilayats of Muscat Governorate Mid-Year 2035 | 99 |
| Table No. (48) :Omani population by age groups and sex in Wilayats of Dhofar Governorate Mid-Year 2035 | 100 |
| Table No. (49) :Omani population by age groups and sex in Wilayats of Musandam Governorate Mid-Year 2035 | 102 |
| Table No. (50) :Omani population by age groups and sex in Wilayats of Al -Buraymi Governorate Mid-Year 2035 | 103 |
| Table No. (51) :Omani population by age groups and sex in Wilayats of Ad -Dakhliyah Governorate Mid-Year 2035 | 104 |
| Table No. (52) :Omani population by age groups and sex in Wilayats of Al - Batinah North Governorate Mid-Year 2035 | 106 |
| Table No. (53) :Omani population by age groups and sex in Wilayats of Al - Batinah South Governorate Mid-Year 2035 | 107 |
| Table No. (54) :Omani population by age groups and sex in Wilayats of Ash-Sharqiyah South Governorate Mid-Year 2035 | 108 |
| Table No. (55) :Omani population by age groups and sex in Wilayats of Ash-Sharqiyah North Governorate Mid-Year 2035 | 109 |
| Table No. (56) :Omani population by age groups and sex in Wilayats of Adh -Dhahirah Governorate Mid-Year 2035 | 110 |
| Table No. (57) :Omani population by age groups and sex in Wilayats of Al -Wusta Governorate Mid-Year 2035 | 111 |

| | |
|---|-----|
| Table No. (58) :Omani population by age groups and sex in Wilayats of Muscat Governorate Mid-Year 2040 | 112 |
| Table No. (59) :Omani population by age groups and sex in Wilayats of Dhofar Governorate Mid-Year 2040 | 113 |
| Table No. (60) :Omani population by age groups and sex in Wilayats of Musandam Governorate Mid-Year 2040 | 115 |
| Table No. (61) :Omani population by age groups and sex in Wilayats of Al -Buraymi Governorate Mid-Year 2040 | 116 |
| Table No. (62) :Omani population by age groups and sex in Wilayats of Ad -Dakhliyah Governorate Mid-Year 2040 | 117 |
| Table No. (63) :Omani population by age groups and sex in Wilayats of Al - Batinah North Governorate Mid-Year 2040 | 119 |
| Table No. (64) :Omani population by age groups and sex in Wilayats of Al - Batinah South Governorate Mid-Year 2040 | 120 |
| Table No. (65) :Omani population by age groups and sex in Wilayats of Ash-Sharqiyah South Governorate Mid-Year 2040 | 121 |
| Table No. (66) :Omani population by age groups and sex in Wilayats of Ash-Sharqiyah North Governorate Mid-Year 2040 | 122 |
| Table No. (67) :Omani population by age groups and sex in Wilayats of Adh -Dhahirah Governorate Mid-Year 2040 | 123 |
| Table No. (68) :Omani population by age groups and sex in Wilayats of Al -Wusta Governorate Mid-Year 2040 | 124 |

Introduction

Estimation of the future size of the population is considered one of the basic requirements for successful planning since investigating the future of the population and the changes in its size, composition and distribution is considered the basis for socio-economic planning for any community. The estimation of population size in the future is called population projections and is used in many planning objectives. For example, during the forecast period, population projections are used as a basis for specialized sector projections such as labour force, students, retirees, housing units needed, educational staff, classrooms, hospitals, medical staff and others. This data serves a wide spectrum of researchers and those specialized in the different fields, which facilitates the knowledge about population growth trends and their characteristics in the coming years.


Most population projections aim at providing future estimates about the size, characteristics and trends of expected population growth during the projection period. These are calculated on the basis of assumptions based on scientific principles and previous studies on trends and factors influencing growth (deaths, births and migration) in a society, as well as future trends and relevant government policies.

Population projections are built on various assumptions, among them are those factors influencing population growth change on a gradual and not a sudden basis during the forecast period. That is to assume that there will be no sudden and unaccounted developments. It is also assumed that the demographic indicators pervading at the projection and at their current levels will continue in the future irrespective of any effect on these trends. However, countries are continuing their development programs and plans, and the impact of these policies and programs on the population components should be taken into consideration.

In light of the above, the National Center for Statistics and Information is striving to provide up to date population data, both current and for the future, based on scientific principles which supply the different government units and other society groups. Thus, this issue provides population projects for Omanis and Expatriates during the period 2020-2040, by age and sex composition, at the level of governorates and Wilayats using the population data of 2015 as a base year.

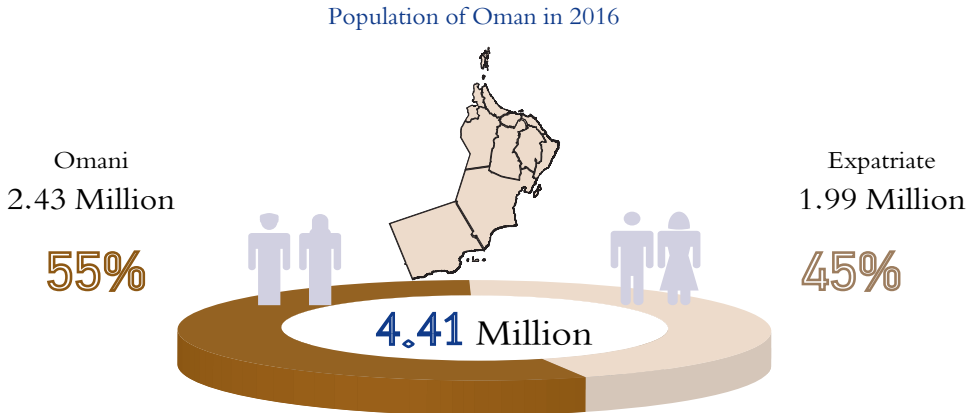
Section One:

Current situation of the Sultanate's population



Population in year 2016

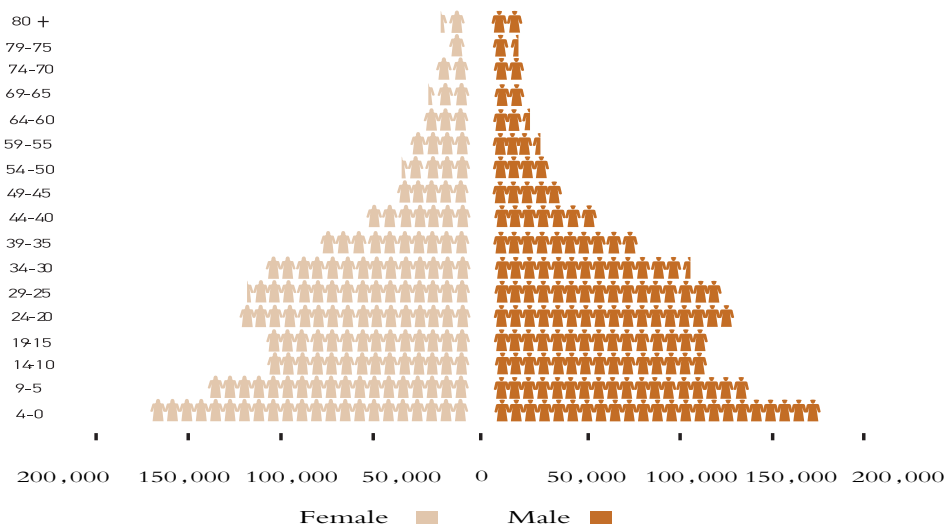
In 2016, the total population of the Sultanate was (4.41) million. Omanis represent (55%) of the total population (2.43 million), compared to (1.99) million expatriates, which is (45%) of the total population.



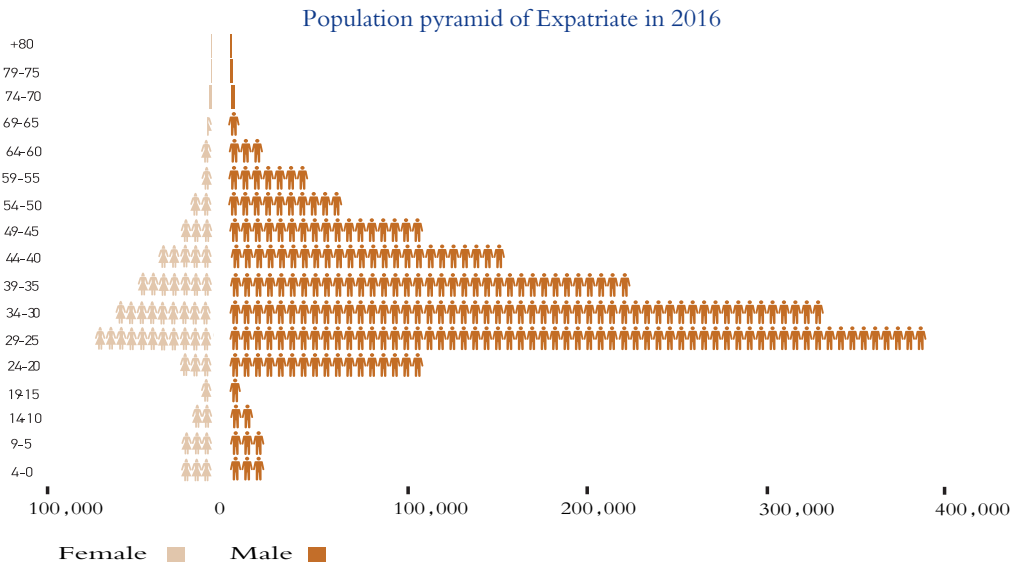
The number of males is about (1.22) million compared to (1.20) million females. Thus, the sex ratio is (102) male per 100 females. In contrast, the sex ratio among expatriates has reached (510), where the largest number of expatriates are males in the labor force.

The age structure of the population is one of the most important factors affecting the population projections because of its influence on population growth.

Population pyramid of Omani in 2016



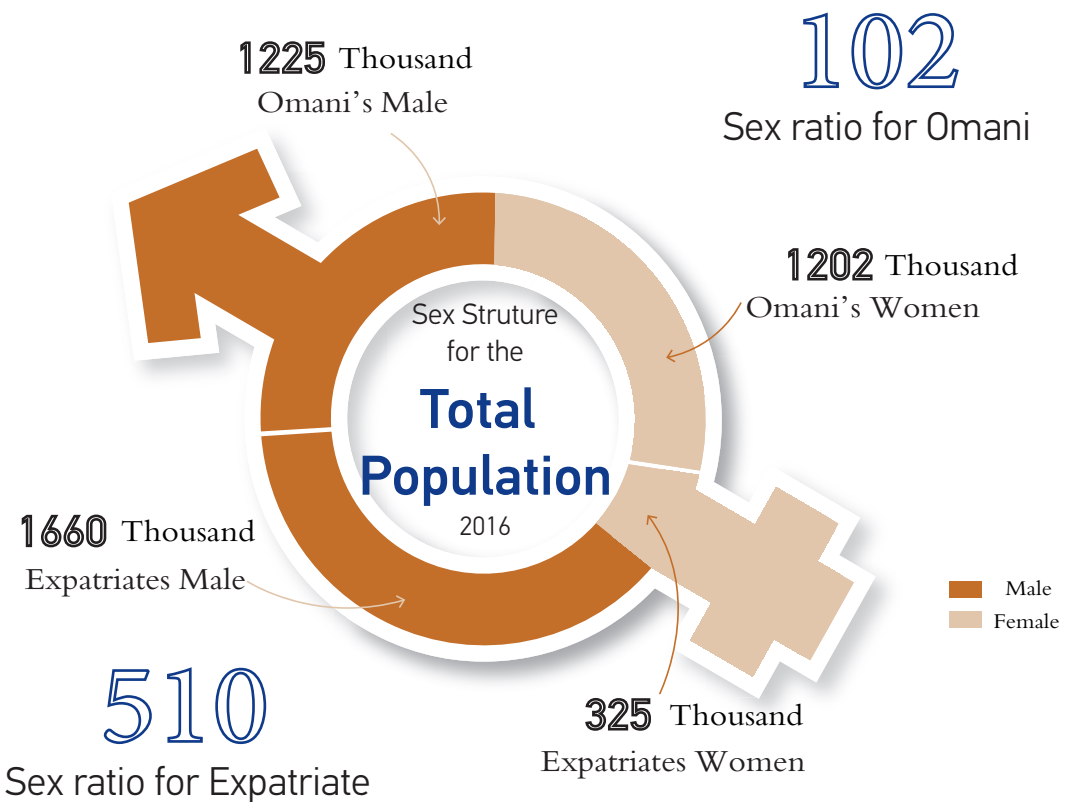
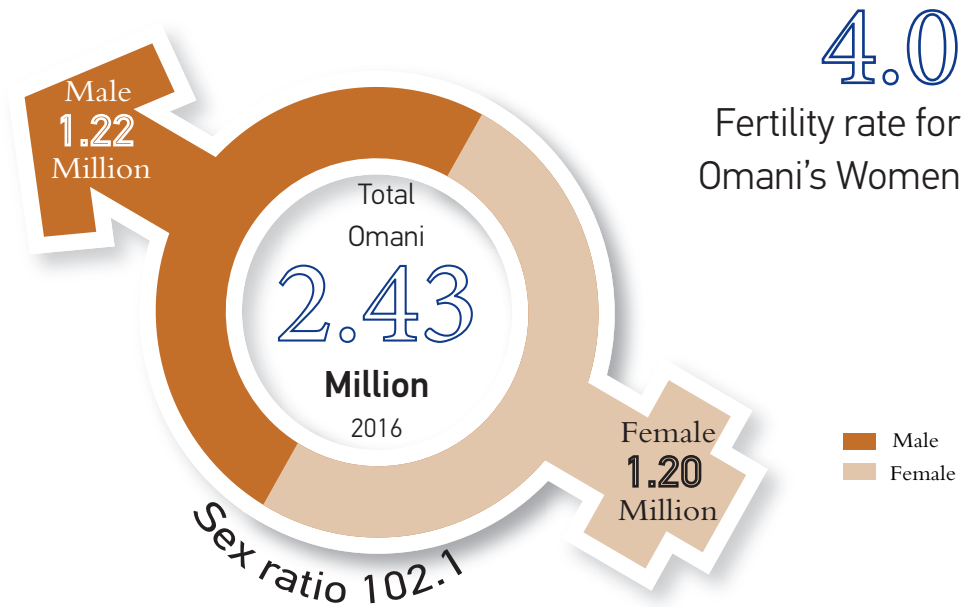
As figure shows, the base of the pyramid is significantly larger due to the increase in the proportion of individuals under 15 years old as (36%) of the total Omani population, and about two-thirds of Omanis (65%), are less than 30 years old.



For expatriates, the largest proportion are working males aged (15 to 64) years. The percentage of male expatriates is about (84%) of the total expatriates in the Sultanate. Expatriates of working age, (15-64) years, constitute the largest segment of expatriates reaching (95%) compared to only (5%) for the rest of the categories.

In terms of the fertility rates, the total fertility rate of Omani women increased during the year 2016 reaching (4.0) child per woman. This was after the rate stabilized at (3.7) between 2010 to 2012 and rose to (3.9) in 2014, indicating an increased upward trend in natural births for Omani women.

For mortality, data indicates a continued decline in mortality rates. In 2016, crude mortality reached (3.0) per thousand of the population and infant mortality was (9.2) per 1000 live births. This decline in mortality has led to a continued increase in life expectancy from birth to (76.9) years.



Section Two:

Scenarios of population growth to 2040



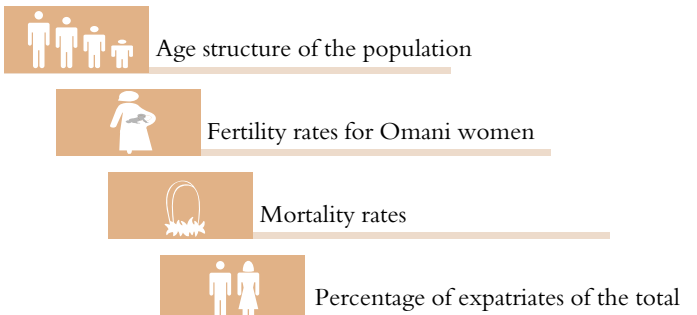
Scenarios of population growth

The forecasting process about population size, characteristics and growth trends during a specific time period is considered a scientific and practical basis on which planning and policy formulation depend. This forecast is laid down by the use of various scientific methods based on highly accurate population data for ensuring highly accurate results of population data during the specified projection period.

The Compilation Method used in projections of Omani population figures depends on the Cohort Component. This is the most accurate method for preparing long term population projections, taking into consideration the change of population components such as births, deaths and migration for both sexes within the different assumptions. Reliability and accuracy necessitate the introduction of alternative assumptions for these factors which determine the size of population in the future. The population at the end of the projection period, according to this methodology, will be the population at the beginning of the projection period plus the total of natural increase and migration. An electronic program designed for population projection, called Rural Urban Projection (RUB), is used for projection. The projection of population at governorate and Willayat levels, and age group distributions, is dependent on their relative weight in the last population census of 2010 and takes into account the population growth in the period between 2010 and 2015.

The method of estimating expatriate population differs from that used for Omani population because their growth depends on the economic situation and development projects implemented in the country rather than on demographic factors only (births, deaths and migration). In addition, most expatriates are single with no families and more often than not are substituted by persons with the same characteristics after the expiry of their work permits in the Sultanate, hence births and deaths have no impact on their growth. Estimating the expatriate population is based on their proportion of the total population, which will be dependent on government spending and economic growth in OMAN until 2040.

In order to determine the trends and patterns of population growth in the Sultanate the factors influencing population growth for the Omani population, as well as the expatriate percentage of the total population, were studied. Therefore, population growth will depend on the following factors:

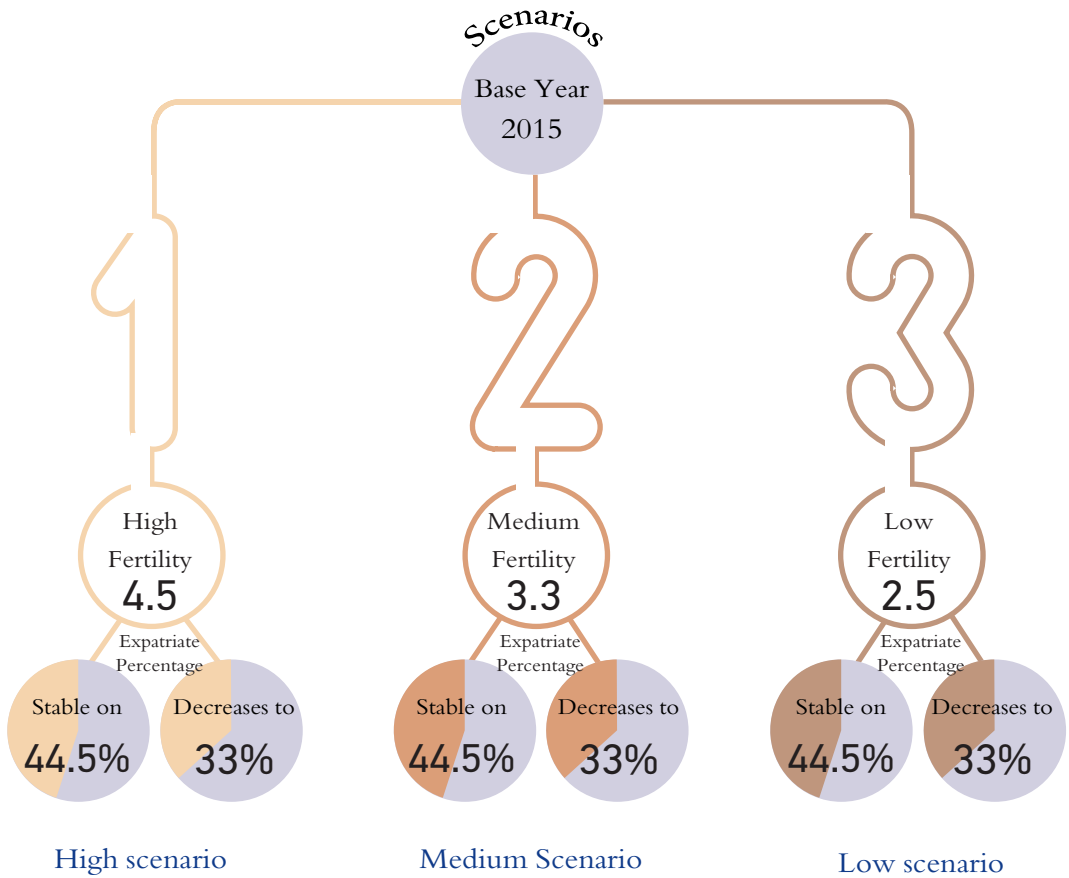


Fertility and mortality data are collected from annual data published in NCSI, while age structures were reviewed and evaluated by analyzing population data for different years.

When studying the assumptions of population growth scenarios these three scenarios are usually developed (high, medium, low). The medium assumption is usually weighted as being consistent with the prevailing fertility rates at the time of estimating population projections, taking into account other factors such as economic growth, education, Labor market developments and other related factors.

For external migration, which is reflected in the percentage of expatriates from the total population, it is currently about (44.5%), and its growth depends on the economic and development conditions of the Sultanate, as well as the region and the world.

Population growth scenarios are based on these two factors: the fertility rate (average number of children a woman gives birth to throughout her reproductive life) which has three scenarios, and the number of expatriates (their proportion of the population) which has two scenarios. As a result of these assumptions, and by applying models for estimating population growth scenarios, we will have three natural increase scenarios, each of which can be divided into two scenarios according to the indicators of expatriates. The figure below shows that for the first factor (the fertility rate of 4.0 births per woman in 2015), there are three assumptions:



This scenario indicates an increasing trend on fertility rates (which actually occurred from 2013 to 2015). Therefore, probability of fertility rates will rise in the future from 4.0 births per woman in 2015 to 4.5 births per year 2040.

In this scenario, the fertility indicates a slight decline in 2040 compared to 2015. It gives expectation about actual scenario for fertility in 2040.

This scenario is assumed to be the result of several factors, such as women's participation in the labor market, the continuing rise in female participation rates in education and the urbanization aspects, all of which lead to low fertility rates.

For the second factor
(Expatriates)
There are two
assumptions



First Assumption

The proportion of expatriates
at current level of

44.5%

Until the year 2040, assuming
the current patterns of
economic growth remain stable



Second Assumption

Adapted a policy to reduce the
proportion of expatriates to

33%

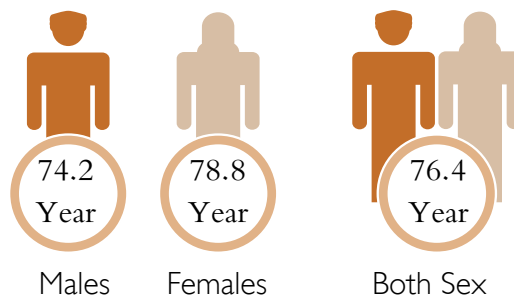
Of total population by 2040

Assumption Related to Mortality

Mortality is one of the important indicators which has a direct impact on the trends and patterns of population growth. The analysis of indicators pertinent to mortality for Omanis over the past years depicts a clear decline of these rates in relation to the improvement of health status and the sustainable development witnessed in the Sultanate since 1970. The infant mortality rate decreased from (118) per thousand live births in 1970 to (9.5) in 2015. Equally, the death rate of children under five years of age per thousand in the population dropped from (181) in 1970 to (11.4) in 2015.

As for the mortality rate expressed by life expectancy at birth for Omanis, it increased from (49.3) in 1970 to (76.4) in 2015. Use of the 2015 data was dependent upon the specified life expectancy at birth for Omanis, both males and females, and for each sex separately, by utilizing the Life table as follows:

Life Expectancy at Birth for Omanis in 2015




In conclusion, mortality assumptions were laid down on the basis of the improvement of health conditions during the projection period. These reflect on the life expectancy at birth indicator where the pace of decline in the mortality rate would be moderate, raising the average life expectancy at birth for both males and females by (0.14) annually, starting from the base year to (82.3) years for females and (77.7) for males by mid-year 2040.

Assumptions Related to Migration

Migration is usually influenced by the economic conditions in recipient and source countries of migrants. The Sultanate of Oman is one of the recipient countries of an expatriate labour force, and the number of Omanis residing abroad are registered and counted in the population. Therefore, their presence abroad should have no impact on the future population composition in the Sultanate hence the immigration and emigration of Omanis is considered to be zero.

Section Three:

Results of population projections until 2040

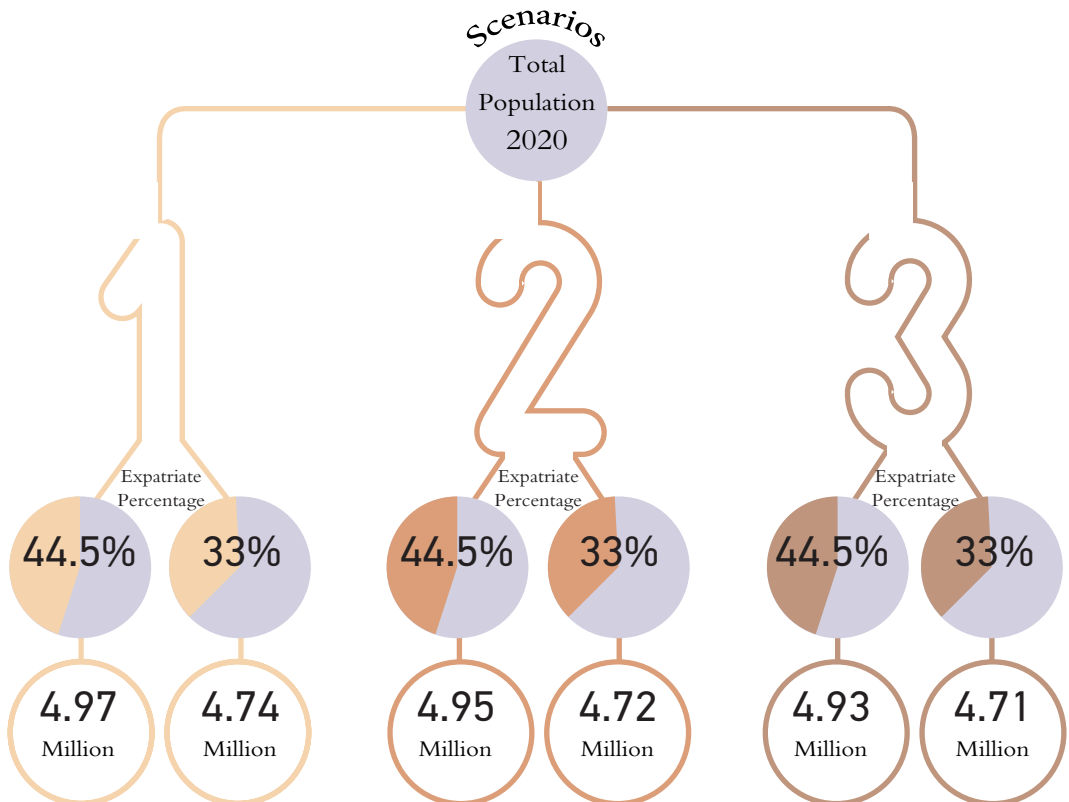


Population growth to 2020

The results of the population projections show that the total population of the Sultanate will exceed (4.9) million in 2020 by the end of the 9th Five-Year Plan (2016-2020), according to the high fertility scenario. In addition, it will reach (4.95) million according to the medium fertility scenario and (4.93) million in the case of the low fertility scenario, assuming that the proportion of expatriates remains at (44.5%).

In the case of adopting the policy of reducing the proportion of expatriates, it is expected - in the case of the high increase scenario – that the Sultanate's population will reach (4.74) million people in 2020.

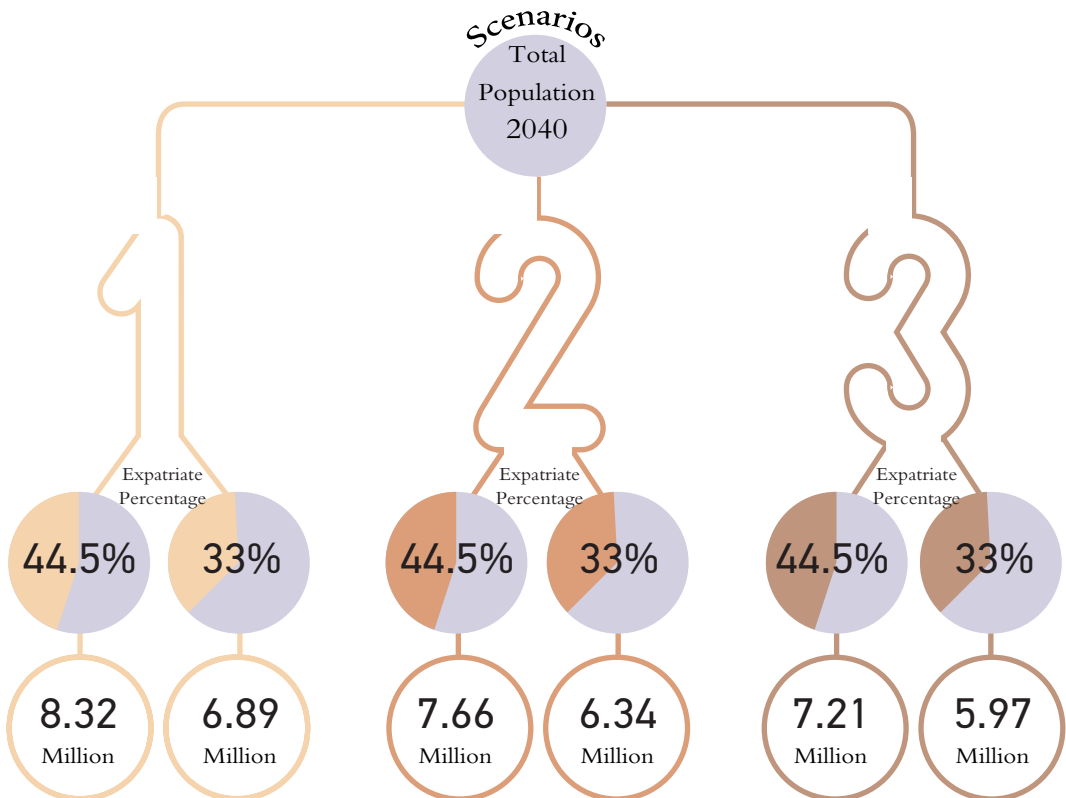
Estimates of the Sultanate's population according to the scenarios of population growth 2020



Population growth to 2040

Population projections indicate that the population of the Sultanate will exceed the 8 million mark by 2040, providing the ratio of expatriates is stable at (44.5%) and with the assumption of the high fertility scenario, which means a net increase in population of up to 4 million. For the medium scenario, the population is expected to reach (7.66) million and (7.21) in the case of a low fertility scenario. On the other hand, estimates of population growth in the case of a decline in percentages of expatriates indicate that the Sultanate's population in 2040 will reach (6.86) million according to the high fertility assumption, (6.34) million according to the medium fertility assumption, and (5.97) million according to the low fertility assumption.

Estimates of the Sultanate's population according to the scenarios of population growth 2040



Population growth at the Governorate Level

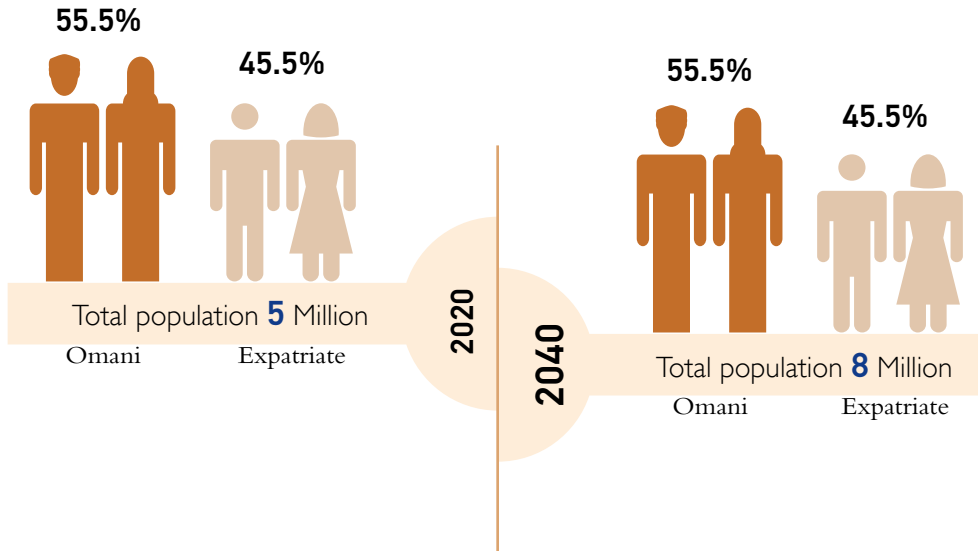
Population Size by Sex and Nationality at Governorate level from (2020 – 2040)

| Governorate | Omani | | | Expatriate | | |
|-----------------------|-----------|-----------|---------------|------------|-----------|---------------|
| | 2020 | 2040 | Change amount | 2020 | 2040 | Change amount |
| Muscat | 561,970 | 840,328 | 278,358 | 1,031,019 | 1,602,214 | 571,195 |
| Dhofar | 228,767 | 348,974 | 120,207 | 255,632 | 397,346 | 141,714 |
| Musandam | 30,395 | 45,946 | 15,551 | 18,132 | 28,206 | 10,074 |
| Al Buraymi | 61,122 | 96,755 | 35,633 | 64,618 | 100,433 | 35,815 |
| Ad - Dakhliyah | 384,569 | 615,960 | 231,391 | 120,592 | 187,462 | 66,870 |
| Al - Batinah North | 542,302 | 837,883 | 295,581 | 279,476 | 434,331 | 154,855 |
| Al - Batinah South | 328,794 | 507,597 | 178,803 | 123,733 | 192,311 | 68,578 |
| Ash - Sharqiyah South | 221,724 | 345,788 | 124,064 | 114,889 | 178,570 | 63,681 |
| Ash - Sharqiyah North | 191,913 | 299,306 | 107,393 | 108,464 | 168,595 | 60,131 |
| Adh - Dhahirah | 165,603 | 252,171 | 86,568 | 64,058 | 99,594 | 35,536 |
| Al - Wusta | 26,812 | 41,768 | 14,956 | 22,386 | 34,806 | 12,420 |
| Total | 2,743,971 | 4,232,476 | 1,488,505 | 2,202,999 | 3,423,868 | 1,220,869 |

The Sultanate's population is expected to increase by (2.71) million over the next 20 years (2020-2040) of which (1.49) million are Omani and (1.22) million are expatriates, according to the medium fertility scenario and the steady rate of expatriates residing/working in Oman. The governorate with the least amount of population increase was Al Wista governorate, recording about (15) thousand Omani and (12) thousand expatriates during the same period. The Muscat Governorate, which has the largest population increase among governorates, is expected to increase the Omani population by more than (278) thousand and the expatriates of more than (571) thousand people over the next 20 years, from (2020-2040).

Population size by nationality

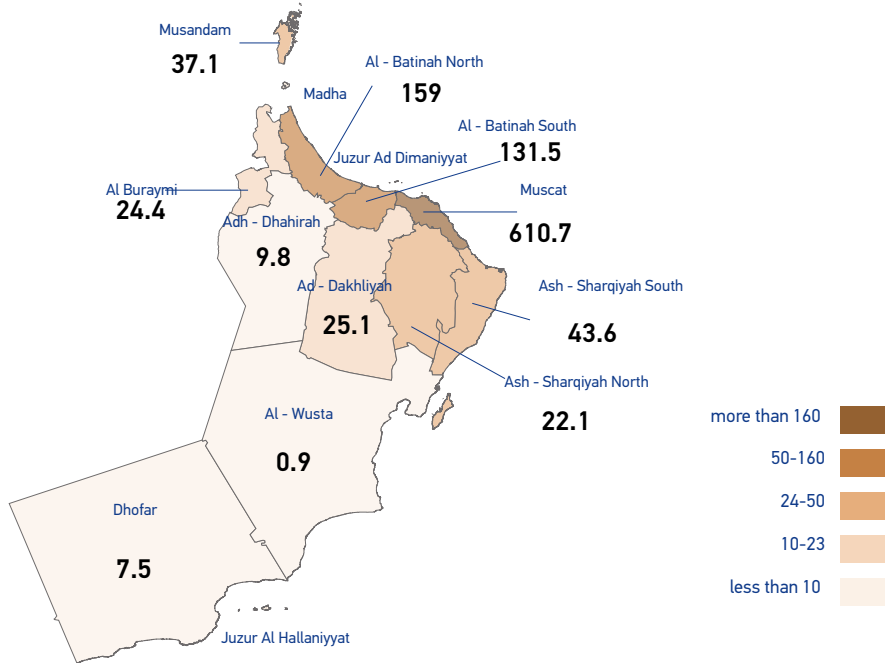
Total population (2020 & 2040)



In 2040, the population of the Sultanate will reach about (8) million, increasing by about (3) million as compared to 2020.

Population density 2040

Population density (person / Km²) in 2040

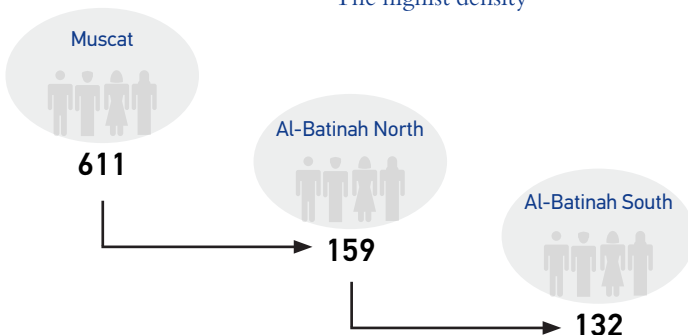


The limits is not authority on international and administrative boundaries.

Shown limits and dimensions of Governorates, Willayat and Populated Localities are set by National Centre for Statistics and Information for statistical purposes and are as such inaccurate and should not be relied upon officially.

Muscat governorate will remain the highest in the population density by about (611) person / km², followed by the governorates of North and South Al Batinah and Governorate of South Ash Sharqiyah by about (159, 132 and 44) person / km², respectively.

The highest density



Section Four:

Tables



جدول رقم (١) : جملة السكان منتصف العام حسب الجنسية والجنس والسنوات على مستوى السلطنة

Table No. (1) : Total Population Mid-year by nationality, sex and years

| Years | الإجمالي | | | وافدين | | | عمانيين | | | السنوات |
|-------|------------|----------------|--------------|------------|----------------|--------------|------------|----------------|--------------|---------|
| | Total | كلا الجنسين | | Expatriate | كلا الجنسين | | Omani | كلا الجنسين | | |
| | Both Sexes | اناث Female | ذكور Male | Both Sexes | اناث Female | ذكور Male | Both Sexes | اناث Female | ذكور Male | |
| 2020 | 4,947,211 | 1,718,892 | 3,228,319 | 2,203,240 | 361,102 | 1,842,138 | 2,743,971 | 1,357,790 | 1,386,181 | 2020 |
| 2021 | 5,086,033 | 1,767,000 | 3,319,033 | 2,265,460 | 371,298 | 1,894,162 | 2,820,573 | 1,395,702 | 1,424,871 | 2021 |
| 2022 | 5,224,452 | 1,814,992 | 3,409,460 | 2,327,519 | 381,470 | 1,946,049 | 2,896,933 | 1,433,522 | 1,463,411 | 2022 |
| 2023 | 5,362,073 | 1,862,709 | 3,499,364 | 2,389,247 | 391,585 | 1,997,662 | 2,972,826 | 1,471,124 | 1,501,702 | 2023 |
| 2024 | 5,498,634 | 1,910,064 | 3,588,570 | 2,450,533 | 401,630 | 2,048,903 | 3,048,101 | 1,508,434 | 1,539,667 | 2024 |
| 2025 | 5,634,119 | 1,957,055 | 3,677,064 | 2,511,378 | 411,602 | 2,099,776 | 3,122,741 | 1,545,453 | 1,577,288 | 2025 |
| 2026 | 5,768,360 | 2,003,565 | 3,764,795 | 2,571,748 | 421,497 | 2,150,251 | 3,196,612 | 1,582,068 | 1,614,544 | 2026 |
| 2027 | 5,901,310 | 2,049,657 | 3,851,653 | 2,631,565 | 431,302 | 2,200,263 | 3,269,745 | 1,618,355 | 1,651,390 | 2027 |
| 2028 | 6,033,121 | 2,095,359 | 3,937,762 | 2,690,902 | 441,024 | 2,249,878 | 3,342,219 | 1,654,335 | 1,687,884 | 2028 |
| 2029 | 6,164,135 | 2,140,797 | 4,023,338 | 2,749,922 | 450,699 | 2,299,223 | 3,414,213 | 1,690,098 | 1,724,115 | 2029 |
| 2030 | 6,294,682 | 2,186,069 | 4,108,613 | 2,808,776 | 460,345 | 2,348,431 | 3,485,906 | 1,725,724 | 1,760,182 | 2030 |
| 2031 | 6,425,076 | 2,231,292 | 4,193,784 | 2,867,577 | 469,982 | 2,397,595 | 3,557,499 | 1,761,310 | 1,796,189 | 2031 |
| 2032 | 6,555,470 | 2,276,534 | 4,278,936 | 2,926,406 | 479,625 | 2,446,781 | 3,629,064 | 1,796,909 | 1,832,155 | 2032 |
| 2033 | 6,686,367 | 2,321,967 | 4,364,400 | 2,985,484 | 489,307 | 2,496,177 | 3,700,883 | 1,832,660 | 1,868,223 | 2033 |
| 2034 | 6,818,491 | 2,367,840 | 4,450,651 | 3,045,129 | 499,081 | 2,546,048 | 3,773,362 | 1,868,759 | 1,904,603 | 2034 |
| 2035 | 6,952,260 | 2,414,283 | 4,537,977 | 3,105,575 | 508,988 | 2,596,587 | 3,846,685 | 1,905,295 | 1,941,390 | 2035 |
| 2036 | 7,088,156 | 2,461,473 | 4,626,683 | 3,166,965 | 519,051 | 2,647,914 | 3,921,191 | 1,942,422 | 1,978,769 | 2036 |
| 2037 | 7,226,225 | 2,509,428 | 4,716,797 | 3,229,370 | 529,278 | 2,700,092 | 3,996,855 | 1,980,150 | 2,016,705 | 2037 |
| 2038 | 7,366,780 | 2,558,264 | 4,808,516 | 3,292,906 | 539,690 | 2,753,216 | 4,073,874 | 2,018,574 | 2,055,300 | 2038 |
| 2039 | 7,510,134 | 2,608,083 | 4,902,051 | 3,357,724 | 550,315 | 2,807,409 | 4,152,410 | 2,057,768 | 2,094,642 | 2039 |
| 2040 | 7,656,342 | 2,658,889 | 4,997,453 | 3,423,866 | 561,156 | 2,862,710 | 4,232,476 | 2,097,733 | 2,134,743 | 2040 |

جدول رقم (٢) : السكان العمانيون منتصف العام حسب الجنسية والجنس والمحافظة

Table No. (2) : Omani Population Mid-year by nationality, sex and Governorates

| Years | شمال الباطنة | | الداخلية | | البريمي | | مسندم | | ظفار | | مسقط | | السنوات |
|-------|------------------|---------|-------------|---------|------------|--------|----------|--------|---------|---------|---------|---------|---------|
| | North Al Batinah | | Ad Dakhliya | | Al Buraymi | | Musandum | | Dhofar | | Muscat | | |
| | اناث | ذكور | اناث | ذكور | اناث | ذكور | اناث | ذكور | اناث | ذكور | اناث | ذكور | |
| | Female | Male | Female | Male | Female | Male | Female | Male | Female | Male | Female | Male | |
| 2020 | 267,032 | 275,270 | 192,130 | 192,439 | 29,223 | 31,899 | 14,774 | 15,621 | 111,967 | 116,800 | 276,077 | 285,893 | 2020 |
| 2021 | 274,152 | 283,539 | 199,088 | 200,022 | 30,171 | 33,069 | 15,216 | 15,872 | 114,824 | 119,678 | 282,801 | 290,437 | 2021 |
| 2022 | 281,581 | 291,208 | 204,482 | 205,432 | 30,989 | 33,964 | 15,628 | 16,301 | 117,935 | 122,915 | 290,464 | 298,293 | 2022 |
| 2023 | 288,967 | 298,827 | 209,846 | 210,807 | 31,802 | 34,853 | 16,038 | 16,728 | 121,029 | 126,131 | 298,083 | 306,098 | 2023 |
| 2024 | 296,296 | 306,382 | 215,168 | 216,137 | 32,608 | 35,734 | 16,445 | 17,150 | 124,098 | 129,320 | 305,643 | 313,837 | 2024 |
| 2025 | 303,571 | 313,882 | 220,438 | 221,416 | 33,414 | 36,598 | 16,847 | 17,573 | 127,153 | 132,471 | 313,130 | 321,514 | 2025 |
| 2026 | 310,374 | 321,926 | 227,460 | 229,153 | 34,357 | 37,784 | 17,274 | 17,781 | 129,873 | 135,164 | 319,440 | 325,217 | 2026 |
| 2027 | 317,493 | 329,273 | 232,678 | 234,382 | 35,145 | 38,646 | 17,670 | 18,187 | 132,852 | 138,249 | 326,767 | 332,639 | 2027 |
| 2028 | 324,552 | 336,550 | 237,850 | 239,562 | 35,926 | 39,500 | 18,063 | 18,589 | 135,806 | 141,304 | 334,032 | 339,989 | 2028 |
| 2029 | 331,567 | 343,774 | 242,992 | 244,704 | 36,703 | 40,348 | 18,454 | 18,988 | 138,742 | 144,337 | 341,253 | 347,288 | 2029 |
| 2030 | 338,564 | 350,973 | 248,104 | 249,826 | 37,471 | 41,192 | 18,847 | 19,381 | 141,652 | 147,356 | 348,452 | 354,549 | 2030 |
| 2031 | 345,109 | 358,862 | 255,222 | 257,720 | 38,424 | 42,383 | 19,261 | 19,556 | 144,273 | 149,875 | 354,381 | 357,486 | 2031 |
| 2032 | 352,084 | 366,047 | 260,380 | 262,880 | 39,201 | 43,231 | 19,650 | 19,948 | 147,189 | 152,877 | 361,543 | 364,644 | 2032 |
| 2033 | 359,089 | 373,254 | 265,561 | 268,056 | 39,980 | 44,082 | 20,041 | 20,340 | 150,117 | 155,886 | 368,737 | 371,823 | 2033 |
| 2034 | 366,162 | 380,522 | 270,792 | 273,275 | 40,768 | 44,941 | 20,436 | 20,736 | 153,074 | 158,922 | 376,000 | 379,063 | 2034 |
| 2035 | 373,317 | 387,874 | 276,073 | 278,556 | 41,555 | 45,813 | 20,833 | 21,143 | 156,073 | 161,975 | 383,357 | 386,388 | 2035 |
| 2036 | 380,122 | 396,129 | 283,662 | 286,986 | 42,567 | 47,074 | 21,275 | 21,295 | 158,761 | 164,565 | 389,442 | 389,066 | 2036 |
| 2037 | 387,506 | 403,724 | 289,172 | 292,488 | 43,394 | 47,976 | 21,688 | 21,703 | 161,844 | 167,720 | 397,006 | 396,525 | 2037 |
| 2038 | 395,024 | 411,450 | 294,783 | 298,086 | 44,236 | 48,895 | 22,109 | 22,119 | 164,985 | 170,929 | 404,710 | 404,113 | 2038 |
| 2039 | 402,695 | 419,326 | 300,507 | 303,792 | 45,095 | 49,830 | 22,538 | 22,542 | 168,188 | 174,201 | 412,568 | 411,849 | 2039 |
| 2040 | 410,523 | 427,360 | 306,350 | 309,610 | 45,968 | 50,787 | 22,973 | 22,973 | 171,449 | 177,525 | 420,589 | 419,739 | 2040 |

تابع - continue

جدول رقم (٢) : السكان العمانيون منتصف العام حسب الجنسية والجنس والمحافظات

Table No. (2) : Omani Population Mid-year by nationality, sex and Governorates

| Years | الجملة | | | الوسطى | | الظاهرة | | شمال الشرقية | | جنوب الشرقية | | جنوب الباطنة | | السنوات | | |
|-------|-------------|-----------|-----------|-------------|--------|-------------|---------|---------------------|---------|---------------------|---------|------------------|---------|---------|------|--|
| | Total | | | Adh Dhahira | | Adh Dhahira | | North Ash Sharqiyah | | South Ash Sharqiyah | | South Al Batinah | | | | |
| | كلا الجنسين | | | اناث | | ذكور | | اناث | | ذكور | | اناث | | | ذكور | |
| | Both Sex | Female | Male | Female | Male | Female | Male | Female | Male | Female | Male | Female | Male | | | |
| 2020 | 2,743,971 | 1,357,790 | 1,386,181 | 13,424 | 13,388 | 82,324 | 83,279 | 96,429 | 95,484 | 110,997 | 110,727 | 163,413 | 165,381 | 2020 | | |
| 2021 | 2,820,573 | 1,395,702 | 1,424,871 | 13,999 | 13,640 | 84,219 | 85,457 | 99,170 | 98,632 | 114,545 | 113,999 | 167,517 | 170,526 | 2021 | | |
| 2022 | 2,896,933 | 1,433,522 | 1,463,411 | 14,379 | 14,009 | 86,502 | 87,769 | 101,857 | 101,300 | 117,649 | 117,082 | 172,056 | 175,138 | 2022 | | |
| 2023 | 2,972,826 | 1,471,124 | 1,501,702 | 14,756 | 14,375 | 88,770 | 90,065 | 104,529 | 103,951 | 120,735 | 120,146 | 176,569 | 179,721 | 2023 | | |
| 2024 | 3,048,101 | 1,508,434 | 1,539,667 | 15,130 | 14,739 | 91,022 | 92,342 | 107,180 | 106,579 | 123,797 | 123,183 | 181,047 | 184,264 | 2024 | | |
| 2025 | 3,122,741 | 1,545,453 | 1,577,288 | 15,494 | 15,094 | 93,253 | 94,600 | 109,829 | 109,175 | 126,842 | 126,195 | 185,482 | 188,770 | 2025 | | |
| 2026 | 3,196,612 | 1,582,068 | 1,614,544 | 16,090 | 15,309 | 95,015 | 96,668 | 112,467 | 112,331 | 130,331 | 129,398 | 189,387 | 193,813 | 2026 | | |
| 2027 | 3,269,745 | 1,618,355 | 1,651,390 | 16,459 | 15,658 | 97,194 | 98,874 | 115,046 | 114,895 | 133,320 | 132,351 | 193,731 | 198,236 | 2027 | | |
| 2028 | 3,342,219 | 1,654,335 | 1,687,884 | 16,825 | 16,004 | 99,355 | 101,059 | 117,604 | 117,434 | 136,284 | 135,276 | 198,038 | 202,617 | 2028 | | |
| 2029 | 3,414,213 | 1,690,098 | 1,724,115 | 17,189 | 16,348 | 101,503 | 103,228 | 120,146 | 119,955 | 139,230 | 138,179 | 202,319 | 206,966 | 2029 | | |
| 2030 | 3,485,906 | 1,725,724 | 1,760,182 | 17,537 | 16,685 | 103,643 | 105,389 | 122,693 | 122,456 | 142,174 | 141,083 | 206,587 | 211,292 | 2030 | | |
| 2031 | 3,557,499 | 1,761,310 | 1,796,189 | 18,160 | 16,868 | 105,278 | 107,359 | 125,269 | 125,603 | 145,644 | 144,205 | 210,289 | 216,272 | 2031 | | |
| 2032 | 3,629,064 | 1,796,909 | 1,832,155 | 18,527 | 17,206 | 107,406 | 109,509 | 127,801 | 128,118 | 148,588 | 147,092 | 214,540 | 220,603 | 2032 | | |
| 2033 | 3,700,883 | 1,832,660 | 1,868,223 | 18,896 | 17,544 | 109,543 | 111,664 | 130,344 | 130,640 | 151,544 | 149,988 | 218,808 | 224,946 | 2033 | | |
| 2034 | 3,773,362 | 1,868,759 | 1,904,603 | 19,268 | 17,886 | 111,701 | 113,839 | 132,911 | 133,184 | 154,529 | 152,909 | 223,118 | 229,326 | 2034 | | |
| 2035 | 3,846,685 | 1,905,295 | 1,941,390 | 19,644 | 18,229 | 113,890 | 116,040 | 135,518 | 135,759 | 157,553 | 155,858 | 227,482 | 233,755 | 2035 | | |
| 2036 | 3,921,191 | 1,942,422 | 1,978,769 | 20,300 | 18,403 | 115,551 | 118,069 | 138,218 | 139,068 | 161,223 | 159,138 | 231,301 | 238,976 | 2036 | | |
| 2037 | 3,996,855 | 1,980,150 | 2,016,705 | 20,694 | 18,755 | 117,795 | 120,332 | 140,902 | 141,735 | 164,355 | 162,189 | 235,794 | 243,558 | 2037 | | |
| 2038 | 4,073,874 | 2,018,574 | 2,055,300 | 21,096 | 19,114 | 120,081 | 122,635 | 143,636 | 144,447 | 167,544 | 165,293 | 240,370 | 248,219 | 2038 | | |
| 2039 | 4,152,410 | 2,057,768 | 2,094,642 | 21,506 | 19,480 | 122,412 | 124,983 | 146,425 | 147,212 | 170,797 | 168,457 | 245,037 | 252,970 | 2039 | | |
| 2040 | 4,232,476 | 2,097,733 | 2,134,743 | 21,920 | 19,848 | 124,794 | 127,377 | 149,269 | 150,037 | 174,118 | 171,670 | 249,780 | 257,817 | 2040 | | |

جدول رقم (٣) : السكان الوافدون منتصف العام حسب الجنسية والجنس والمحافظة

Table No. (3) : Expatriates Population Mid-year by nationality, sex and Governorates

| Years | شمال الباطنة | | الداخلية | | البريمي | | مسندم | | ظفار | | مسقط | | السنوات |
|-------|------------------|---------|-------------|---------|------------|--------|----------|--------|--------|---------|---------|-----------|---------|
| | North Al Batinah | | Ad Dakhliya | | Al Buraymi | | Musandum | | Dhofar | | Muscat | | |
| | اناث | ذكور | اناث | ذكور | اناث | ذكور | اناث | ذكور | اناث | ذكور | اناث | ذكور | |
| | Female | Male | Female | Male | Female | Male | Female | Male | Female | Male | Female | Male | |
| 2020 | 45,601 | 233,866 | 21,696 | 98,900 | 13,652 | 50,968 | 2,424 | 15,729 | 35,638 | 220,025 | 177,610 | 853,539 | 2020 |
| 2021 | 46,888 | 240,471 | 22,309 | 101,693 | 14,037 | 52,408 | 2,492 | 16,173 | 36,645 | 226,239 | 182,626 | 877,643 | 2021 |
| 2022 | 48,173 | 247,058 | 22,920 | 104,479 | 14,422 | 53,843 | 2,560 | 16,617 | 37,649 | 232,436 | 187,629 | 901,684 | 2022 |
| 2023 | 49,450 | 253,610 | 23,528 | 107,250 | 14,804 | 55,271 | 2,628 | 17,057 | 38,647 | 238,601 | 192,605 | 925,599 | 2023 |
| 2024 | 50,719 | 260,116 | 24,131 | 110,001 | 15,184 | 56,689 | 2,696 | 17,495 | 39,638 | 244,721 | 197,545 | 949,340 | 2024 |
| 2025 | 51,978 | 266,574 | 24,730 | 112,732 | 15,561 | 58,097 | 2,763 | 17,929 | 40,623 | 250,797 | 202,450 | 972,912 | 2025 |
| 2026 | 53,228 | 272,982 | 25,325 | 115,442 | 15,935 | 59,493 | 2,829 | 18,360 | 41,599 | 256,826 | 207,317 | 996,299 | 2026 |
| 2027 | 54,466 | 279,331 | 25,914 | 118,127 | 16,306 | 60,877 | 2,895 | 18,787 | 42,567 | 262,799 | 212,139 | 1,019,472 | 2027 |
| 2028 | 55,694 | 285,630 | 26,498 | 120,791 | 16,673 | 62,250 | 2,960 | 19,211 | 43,526 | 268,725 | 216,922 | 1,042,460 | 2028 |
| 2029 | 56,915 | 291,895 | 27,079 | 123,440 | 17,039 | 63,615 | 3,025 | 19,632 | 44,481 | 274,619 | 221,680 | 1,065,324 | 2029 |
| 2030 | 58,133 | 298,142 | 27,659 | 126,082 | 17,404 | 64,976 | 3,090 | 20,052 | 45,433 | 280,496 | 226,424 | 1,088,125 | 2030 |
| 2031 | 59,350 | 304,383 | 28,238 | 128,722 | 17,768 | 66,337 | 3,155 | 20,472 | 46,384 | 286,368 | 231,164 | 1,110,904 | 2031 |
| 2032 | 60,568 | 310,628 | 28,817 | 131,362 | 18,133 | 67,697 | 3,219 | 20,892 | 47,336 | 292,243 | 235,907 | 1,133,694 | 2032 |
| 2033 | 61,791 | 316,899 | 29,399 | 134,014 | 18,499 | 69,064 | 3,284 | 21,314 | 48,291 | 298,143 | 240,670 | 1,156,581 | 2033 |
| 2034 | 63,025 | 323,230 | 29,986 | 136,692 | 18,868 | 70,444 | 3,350 | 21,740 | 49,256 | 304,100 | 245,477 | 1,179,688 | 2034 |
| 2035 | 64,276 | 329,646 | 30,582 | 139,405 | 19,243 | 71,842 | 3,416 | 22,171 | 50,234 | 310,136 | 250,350 | 1,203,105 | 2035 |
| 2036 | 65,547 | 336,162 | 31,186 | 142,161 | 19,623 | 73,262 | 3,484 | 22,609 | 51,227 | 316,267 | 255,299 | 1,226,887 | 2036 |
| 2037 | 66,838 | 342,786 | 31,801 | 144,962 | 20,010 | 74,706 | 3,553 | 23,055 | 52,236 | 322,499 | 260,330 | 1,251,063 | 2037 |
| 2038 | 68,153 | 349,531 | 32,426 | 147,814 | 20,403 | 76,176 | 3,622 | 23,509 | 53,264 | 328,844 | 265,452 | 1,275,677 | 2038 |
| 2039 | 69,495 | 356,411 | 33,065 | 150,724 | 20,805 | 77,675 | 3,694 | 23,971 | 54,313 | 335,317 | 270,677 | 1,300,787 | 2039 |
| 2040 | 70,864 | 363,431 | 33,716 | 153,693 | 21,215 | 79,205 | 3,767 | 24,444 | 55,382 | 341,922 | 276,009 | 1,326,411 | 2040 |

تابع - continue

جدول رقم (٣) : السكان الوافدون منتصف العام حسب الجنسية والجنس والمحافظات

Table No. (3) : Expatriates Population Mid-year by nationality, sex and Governorates

| Years | الجملة | | | الوسطى | | الظاهرة | | شمال الشرقية | | جنوب الشرقية | | جنوب الباطنة | | السنوات |
|-------|-------------|---------|-----------|-------------|--------|-------------|--------|---------------------|---------|---------------------|---------|------------------|---------|---------|
| | Total | | | Adh Dhahira | | Adh Dhahira | | North Ash Sharqiyah | | South Ash Sharqiyah | | South Al Batinah | | |
| | كلا الجنسين | اناث | ذكور | اناث | ذكور | اناث | ذكور | اناث | ذكور | اناث | ذكور | اناث | ذكور | |
| | Both Sex | Female | Male | Female | Male | Female | Male | Female | Male | Female | Male | Female | Male | |
| 2020 | 2,203,240 | 361,102 | 1,842,138 | 1,626 | 20,774 | 10,679 | 53,402 | 12,701 | 95,782 | 18,210 | 96,683 | 21,265 | 102,470 | 2020 |
| 2021 | 2,265,460 | 371,298 | 1,894,162 | 1,672 | 21,361 | 10,980 | 54,910 | 13,060 | 98,487 | 18,724 | 99,413 | 21,865 | 105,364 | 2021 |
| 2022 | 2,327,519 | 381,470 | 1,946,049 | 1,718 | 21,946 | 11,281 | 56,414 | 13,417 | 101,185 | 19,237 | 102,137 | 22,464 | 108,250 | 2022 |
| 2023 | 2,389,247 | 391,585 | 1,997,662 | 1,763 | 22,528 | 11,580 | 57,910 | 13,773 | 103,869 | 19,747 | 104,846 | 23,060 | 111,121 | 2023 |
| 2024 | 2,450,533 | 401,630 | 2,048,903 | 1,809 | 23,106 | 11,877 | 59,396 | 14,127 | 106,533 | 20,253 | 107,535 | 23,651 | 113,971 | 2024 |
| 2025 | 2,511,378 | 411,602 | 2,099,776 | 1,854 | 23,680 | 12,172 | 60,871 | 14,477 | 109,178 | 20,756 | 110,205 | 24,238 | 116,801 | 2025 |
| 2026 | 2,571,748 | 421,497 | 2,150,251 | 1,898 | 24,249 | 12,465 | 62,334 | 14,825 | 111,803 | 21,255 | 112,854 | 24,821 | 119,609 | 2026 |
| 2027 | 2,631,565 | 431,302 | 2,200,263 | 1,942 | 24,813 | 12,755 | 63,784 | 15,170 | 114,403 | 21,750 | 115,479 | 25,398 | 122,391 | 2027 |
| 2028 | 2,690,902 | 441,024 | 2,249,878 | 1,986 | 25,372 | 13,042 | 65,222 | 15,512 | 116,983 | 22,240 | 118,083 | 25,971 | 125,151 | 2028 |
| 2029 | 2,749,922 | 450,699 | 2,299,223 | 2,030 | 25,929 | 13,329 | 66,652 | 15,852 | 119,548 | 22,728 | 120,673 | 26,541 | 127,896 | 2029 |
| 2030 | 2,808,776 | 460,345 | 2,348,431 | 2,073 | 26,484 | 13,614 | 68,079 | 16,192 | 122,107 | 23,214 | 123,255 | 27,109 | 130,633 | 2030 |
| 2031 | 2,867,577 | 469,982 | 2,397,595 | 2,117 | 27,038 | 13,899 | 69,504 | 16,531 | 124,663 | 23,700 | 125,836 | 27,676 | 133,368 | 2031 |
| 2032 | 2,926,406 | 479,625 | 2,446,781 | 2,160 | 27,593 | 14,184 | 70,930 | 16,870 | 127,221 | 24,187 | 128,417 | 28,244 | 136,104 | 2032 |
| 2033 | 2,985,484 | 489,307 | 2,496,177 | 2,204 | 28,150 | 14,470 | 72,362 | 17,210 | 129,789 | 24,675 | 131,010 | 28,814 | 138,851 | 2033 |
| 2034 | 3,045,129 | 499,081 | 2,546,048 | 2,248 | 28,712 | 14,759 | 73,808 | 17,554 | 132,382 | 25,168 | 133,627 | 29,390 | 141,625 | 2034 |
| 2035 | 3,105,575 | 508,988 | 2,596,587 | 2,292 | 29,282 | 15,052 | 75,273 | 17,903 | 135,010 | 25,667 | 136,280 | 29,973 | 144,437 | 2035 |
| 2036 | 3,166,965 | 519,051 | 2,647,914 | 2,337 | 29,861 | 15,350 | 76,761 | 18,257 | 137,679 | 26,175 | 138,973 | 30,566 | 147,292 | 2036 |
| 2037 | 3,229,370 | 529,278 | 2,700,092 | 2,384 | 30,450 | 15,652 | 78,273 | 18,616 | 140,392 | 26,690 | 141,712 | 31,168 | 150,194 | 2037 |
| 2038 | 3,292,906 | 539,690 | 2,753,216 | 2,430 | 31,049 | 15,960 | 79,813 | 18,983 | 143,154 | 27,216 | 144,500 | 31,781 | 153,149 | 2038 |
| 2039 | 3,357,724 | 550,315 | 2,807,409 | 2,478 | 31,660 | 16,274 | 81,384 | 19,356 | 145,972 | 27,751 | 147,344 | 32,407 | 156,164 | 2039 |
| 2040 | 3,423,866 | 561,156 | 2,862,710 | 2,527 | 32,283 | 16,595 | 82,987 | 19,738 | 148,847 | 28,298 | 150,247 | 33,045 | 159,240 | 2040 |

جدول رقم (٤) : السكان العمانيون حسب فئات السن والجنس على مستوى المحافظات

Table No. (4) : Omani population by age groups and sex at Governorates level

منتصف عام 2020 Mid-year 2020

| Age Groups | شمال الباطنة | | الداخلية | | البريمي | | مسندم | | ظفار | | مسقط | | فئات السن |
|----------------|----------------|----------------|----------------|----------------|---------------|---------------|---------------|---------------|----------------|----------------|----------------|----------------|----------------|
| | Al - Batinah | North | Ad -Dakhliyah | | Al - Buraymi | | Musandam | | Dhofar | | Muscat | | |
| | اناث | ذكور | اناث | ذكور | اناث | ذكور | اناث | ذكور | اناث | ذكور | اناث | ذكور | |
| | Female | Male | Female | Male | Female | Male | Female | Male | Female | Male | Female | Male | |
| Total | 267,032 | 275,270 | 192,130 | 192,439 | 29,223 | 31,899 | 14,774 | 15,621 | 111,967 | 116,800 | 276,077 | 285,893 | الجملة |
| 0 - 4 | 40,000 | 41,988 | 30,118 | 32,448 | 4,248 | 4,658 | 1,976 | 2,073 | 15,333 | 16,449 | 38,401 | 39,932 | 4 - 0 |
| 5 - 9 | 32,762 | 34,072 | 27,225 | 28,044 | 3,891 | 4,165 | 1,738 | 1,702 | 13,818 | 14,692 | 34,011 | 35,066 | 9 - 5 |
| 10 - 14 | 26,794 | 27,815 | 19,339 | 20,310 | 3,066 | 3,151 | 1,264 | 1,330 | 10,654 | 11,114 | 24,361 | 24,924 | 14 - 10 |
| 15 - 19 | 23,222 | 23,893 | 15,555 | 15,529 | 2,360 | 2,600 | 1,101 | 1,153 | 8,386 | 8,593 | 19,488 | 20,598 | 19 - 15 |
| 20 - 24 | 22,418 | 23,767 | 15,236 | 14,527 | 2,383 | 2,680 | 1,206 | 1,256 | 9,258 | 9,585 | 21,250 | 23,861 | 24 - 20 |
| 25 - 29 | 24,881 | 26,359 | 16,603 | 16,370 | 2,744 | 3,025 | 1,476 | 1,657 | 11,283 | 11,520 | 25,104 | 26,783 | 29 - 25 |
| 30 - 34 | 22,835 | 23,961 | 16,479 | 16,327 | 2,686 | 2,969 | 1,330 | 1,541 | 10,494 | 11,412 | 26,468 | 27,908 | 34 - 30 |
| 35 - 39 | 18,975 | 19,397 | 13,419 | 14,223 | 2,181 | 2,343 | 1,102 | 1,109 | 7,882 | 9,026 | 25,285 | 25,721 | 39 - 35 |
| 40 - 44 | 14,210 | 14,480 | 10,089 | 9,301 | 1,660 | 1,964 | 799 | 892 | 6,692 | 6,740 | 20,360 | 20,912 | 44 - 40 |
| 45 - 49 | 9,349 | 9,396 | 6,584 | 6,364 | 1,086 | 1,141 | 502 | 556 | 4,441 | 5,048 | 11,695 | 13,544 | 49 - 45 |
| 50 - 54 | 7,173 | 6,782 | 4,600 | 4,228 | 752 | 815 | 424 | 416 | 3,307 | 3,751 | 7,545 | 8,198 | 54 - 50 |
| 55 - 59 | 6,307 | 5,899 | 4,132 | 3,904 | 655 | 836 | 490 | 502 | 2,644 | 2,573 | 6,229 | 6,302 | 59 - 55 |
| 60 - 64 | 5,400 | 4,782 | 4,037 | 3,201 | 481 | 524 | 465 | 425 | 2,400 | 1,953 | 5,139 | 4,383 | 64 - 60 |
| 65 - 69 | 4,015 | 3,332 | 2,669 | 2,183 | 360 | 314 | 315 | 340 | 1,712 | 1,410 | 3,551 | 2,623 | 69 - 65 |
| 70 - 74 | 2,876 | 2,929 | 1,988 | 1,765 | 253 | 224 | 224 | 240 | 1,327 | 891 | 2,697 | 1,954 | 74 - 70 |
| 75 - 79 | 2,282 | 2,679 | 1,581 | 1,405 | 203 | 184 | 198 | 192 | 988 | 720 | 1,985 | 1,388 | 79 - 75 |
| 80 + | 3,533 | 3,739 | 2,476 | 2,310 | 214 | 306 | 164 | 237 | 1,348 | 1,323 | 2,508 | 1,796 | 80+ |

تابع - continue

جدول رقم (٤) : السكان العمانيون حسب فئات السن والجنس على مستوى المحافظات

Table No. (4) : Omani population by age groups and sex at Governorates level

منتصف عام 2020

| Age Groups | الجملة | | | الوسطى | | الظاهرة | | شمال الشرقية | | جنوب الشرقية | | جنوب الباطنة | | فئات السن |
|----------------|------------------|------------------|------------------|---------------|---------------|---------------|---------------|-----------------------|---------------|-----------------------|----------------|--------------------|----------------|----------------|
| | Total | | | Al - Wusta | | Adh -Dhahirah | | Ash - Sharqiyah North | | Ash - Sharqiyah South | | Al - Batinah South | | |
| | كلا الجنسين | اناث | ذكور | اناث | ذكور | اناث | ذكور | اناث | ذكور | اناث | ذكور | اناث | ذكور | |
| Both Sexes | Female | Male | Female | Male | Female | Male | Female | Male | Female | Male | Female | Male | Female | Male |
| Total | 2,743,971 | 1,357,790 | 1,386,181 | 13,424 | 13,388 | 82,324 | 83,279 | 96,429 | 95,484 | 110,997 | 110,727 | 163,413 | 165,381 | الجملة |
| 0 - 4 | 411,588 | 200,342 | 211,246 | 2,053 | 2,090 | 11,452 | 12,123 | 14,859 | 15,727 | 18,000 | 18,661 | 23,902 | 25,097 | 4 - 0 |
| 5 - 9 | 360,090 | 176,535 | 183,555 | 1,941 | 2,001 | 10,330 | 10,968 | 13,742 | 14,351 | 15,601 | 16,086 | 21,476 | 22,408 | 9 - 5 |
| 10 - 14 | 274,175 | 134,663 | 139,512 | 1,556 | 1,572 | 8,373 | 8,457 | 10,172 | 10,778 | 11,566 | 11,879 | 17,518 | 18,182 | 14 - 10 |
| 15 - 19 | 220,333 | 108,509 | 111,824 | 1,212 | 1,173 | 6,567 | 6,960 | 7,753 | 8,121 | 8,681 | 8,747 | 14,184 | 14,457 | 19 - 15 |
| 20 - 24 | 219,522 | 107,882 | 111,640 | 1,170 | 1,105 | 6,352 | 6,522 | 7,257 | 7,089 | 8,135 | 7,873 | 13,217 | 13,375 | 24 - 20 |
| 25 - 29 | 247,836 | 122,414 | 125,422 | 1,025 | 1,063 | 7,677 | 7,736 | 8,010 | 7,346 | 9,226 | 9,242 | 14,385 | 14,321 | 29 - 25 |
| 30 - 34 | 241,152 | 119,468 | 121,684 | 838 | 798 | 7,827 | 7,394 | 7,709 | 7,188 | 9,076 | 8,710 | 13,726 | 13,476 | 34 - 30 |
| 35 - 39 | 206,464 | 101,925 | 104,539 | 814 | 693 | 6,035 | 6,226 | 6,566 | 6,010 | 7,943 | 7,590 | 11,723 | 12,201 | 39 - 35 |
| 40 - 44 | 157,796 | 79,138 | 78,658 | 781 | 687 | 4,552 | 4,731 | 5,231 | 4,672 | 5,847 | 5,947 | 8,917 | 8,332 | 44 - 40 |
| 45 - 49 | 101,909 | 49,720 | 52,189 | 445 | 450 | 2,512 | 2,868 | 3,413 | 3,145 | 3,805 | 3,900 | 5,888 | 5,777 | 49 - 45 |
| 50 - 54 | 71,476 | 35,858 | 35,618 | 323 | 367 | 2,262 | 2,134 | 2,459 | 2,252 | 2,898 | 2,689 | 4,115 | 3,986 | 54 - 50 |
| 55 - 59 | 61,016 | 31,239 | 29,777 | 264 | 337 | 1,930 | 1,903 | 2,264 | 2,037 | 2,647 | 2,332 | 3,677 | 3,152 | 59 - 55 |
| 60 - 64 | 50,971 | 27,621 | 23,350 | 287 | 262 | 1,934 | 1,433 | 2,026 | 1,648 | 2,374 | 2,013 | 3,078 | 2,726 | 64 - 60 |
| 65 - 69 | 35,860 | 19,702 | 16,158 | 202 | 217 | 1,424 | 1,072 | 1,460 | 1,294 | 1,680 | 1,334 | 2,314 | 2,039 | 69 - 65 |
| 70 - 74 | 28,051 | 14,785 | 13,266 | 171 | 184 | 1,008 | 893 | 1,202 | 1,266 | 1,252 | 1,160 | 1,787 | 1,760 | 74 - 70 |
| 75 - 79 | 22,062 | 11,308 | 10,754 | 121 | 131 | 837 | 739 | 833 | 776 | 910 | 1,015 | 1,370 | 1,525 | 79 - 75 |
| 80 + | 33,670 | 16,681 | 16,989 | 221 | 258 | 1,252 | 1,120 | 1,473 | 1,784 | 1,356 | 1,549 | 2,136 | 2,567 | 80+ |

جدول رقم (٥) : السكان العمانيون حسب فئات السن والجنس على مستوى المحافظات

Table No. (5) : Omani population by age groups and sex at Governorates level

منتصف عام 2025 Mid-year 2025

| Age Groups | شمال الباطنة | | الداخلية | | البريمي | | مسندم | | ظفار | | مسقط | | فئات السن |
|----------------|----------------|----------------|----------------|----------------|---------------|---------------|---------------|---------------|----------------|----------------|----------------|----------------|----------------|
| | Al - Batinah | North | Ad -Dakhliah | | Al - Buraymi | | Musandam | | Dhofar | | Muscat | | |
| | اناث | ذكور | اناث | ذكور | اناث | ذكور | اناث | ذكور | اناث | ذكور | اناث | ذكور | |
| | Female | Male | Female | Male | Female | Male | Female | Male | Female | Male | Female | Male | الجملة |
| Total | 303,571 | 313,882 | 220,438 | 221,416 | 33,414 | 36,598 | 16,847 | 17,573 | 127,153 | 132,471 | 313,130 | 321,514 | |
| 0 - 4 | 40,846 | 43,105 | 31,091 | 33,616 | 4,366 | 4,809 | 2,033 | 2,104 | 15,679 | 16,777 | 39,070 | 40,315 | 4 - 0 |
| 5 - 9 | 37,179 | 39,349 | 31,112 | 32,576 | 4,446 | 4,829 | 1,975 | 1,935 | 15,666 | 16,844 | 38,371 | 39,733 | 9 - 5 |
| 10 - 14 | 35,129 | 36,772 | 25,573 | 27,023 | 4,041 | 4,185 | 1,665 | 1,738 | 13,951 | 14,544 | 31,786 | 32,358 | 14 - 10 |
| 15 - 19 | 28,796 | 29,863 | 19,477 | 19,611 | 2,946 | 3,258 | 1,367 | 1,432 | 10,375 | 10,626 | 23,960 | 25,165 | 19 - 15 |
| 20 - 24 | 22,494 | 23,752 | 15,438 | 14,627 | 2,410 | 2,683 | 1,212 | 1,235 | 9,262 | 9,459 | 21,199 | 23,368 | 24 - 20 |
| 25 - 29 | 21,878 | 23,407 | 14,729 | 14,657 | 2,431 | 2,703 | 1,303 | 1,452 | 9,885 | 10,105 | 21,941 | 23,280 | 29 - 25 |
| 30 - 34 | 23,340 | 24,645 | 17,018 | 16,962 | 2,760 | 3,069 | 1,366 | 1,569 | 10,686 | 11,609 | 26,918 | 28,107 | 34 - 30 |
| 35 - 39 | 22,199 | 22,579 | 15,827 | 16,659 | 2,561 | 2,733 | 1,293 | 1,266 | 9,175 | 10,376 | 29,428 | 29,375 | 39 - 35 |
| 40 - 44 | 18,243 | 19,164 | 13,045 | 12,404 | 2,141 | 2,614 | 1,038 | 1,169 | 8,588 | 8,823 | 25,981 | 27,169 | 44 - 40 |
| 45 - 49 | 14,812 | 14,050 | 10,487 | 9,588 | 1,729 | 1,714 | 798 | 826 | 7,003 | 7,473 | 18,391 | 19,856 | 49 - 45 |
| 50 - 54 | 9,813 | 9,759 | 6,365 | 6,145 | 1,027 | 1,185 | 582 | 591 | 4,521 | 5,358 | 10,233 | 11,574 | 54 - 50 |
| 55 - 59 | 7,107 | 6,825 | 4,692 | 4,563 | 734 | 967 | 550 | 573 | 2,957 | 2,951 | 6,933 | 7,112 | 59 - 55 |
| 60 - 64 | 5,805 | 5,733 | 4,455 | 3,834 | 525 | 627 | 517 | 507 | 2,636 | 2,341 | 5,591 | 5,160 | 64 - 60 |
| 65 - 69 | 5,261 | 4,331 | 3,533 | 2,884 | 471 | 413 | 420 | 439 | 2,240 | 1,812 | 4,607 | 3,332 | 69 - 65 |
| 70 - 74 | 3,432 | 3,113 | 2,416 | 1,876 | 311 | 236 | 275 | 253 | 1,603 | 929 | 3,253 | 2,034 | 74 - 70 |
| 75 - 79 | 2,590 | 2,748 | 1,822 | 1,489 | 229 | 191 | 225 | 199 | 1,109 | 736 | 2,210 | 1,400 | 79 - 75 |
| 80 + | 4,647 | 4,687 | 3,358 | 2,902 | 286 | 382 | 228 | 285 | 1,817 | 1,708 | 3,258 | 2,176 | 80+ |

تابع - continue

جدول رقم (٥) : السكان العمانيون حسب فئات السن والجنس على مستوى المحافظات

Table No. (5) : Omani population by age groups and sex at Governorates level

منتصف عام 2025

| Age Groups | الجملة | | | الوسطى | | الظاهرة | | شمال الشرقية | | جنوب الشرقية | | جنوب الباطنة | | فئات السن |
|----------------|------------------|------------------|------------------|---------------|---------------|---------------|---------------|-----------------------|----------------|-----------------------|----------------|--------------------|----------------|----------------|
| | Total | | | Al - Wusta | | Adh -Dhahirah | | Ash - Sharqiyah North | | Ash - Sharqiyah South | | Al - Batinah South | | |
| | كلا الجنسين | اناث | ذكور | اناث | ذكور | اناث | ذكور | اناث | ذكور | اناث | ذكور | اناث | ذكور | |
| Both Sexes | Female | Male | Female | Male | Female | Male | Female | Male | Female | Male | Female | Male | Female | Male |
| Total | 3,122,741 | 1,545,453 | 1,577,288 | 15,494 | 15,094 | 93,253 | 94,600 | 109,829 | 109,175 | 126,842 | 126,195 | 185,482 | 188,770 | الجملة |
| 0 - 4 | 420,859 | 204,804 | 216,055 | 2,112 | 2,096 | 11,675 | 12,372 | 15,153 | 16,092 | 18,478 | 19,093 | 24,301 | 25,676 | 4 - 0 |
| 5 - 9 | 411,091 | 200,192 | 210,899 | 2,214 | 2,261 | 11,694 | 12,589 | 15,552 | 16,493 | 17,749 | 18,490 | 24,234 | 25,800 | 9 - 5 |
| 10 - 14 | 359,917 | 176,461 | 183,456 | 2,056 | 2,034 | 10,937 | 11,104 | 13,300 | 14,176 | 15,219 | 15,621 | 22,804 | 23,901 | 14 - 10 |
| 15 - 19 | 273,616 | 134,519 | 139,097 | 1,517 | 1,443 | 8,133 | 8,642 | 9,615 | 10,119 | 10,829 | 10,921 | 17,504 | 18,017 | 19 - 15 |
| 20 - 24 | 219,047 | 108,188 | 110,859 | 1,186 | 1,083 | 6,344 | 6,478 | 7,263 | 7,061 | 8,188 | 7,808 | 13,192 | 13,305 | 24 - 20 |
| 25 - 29 | 218,210 | 107,552 | 110,658 | 912 | 922 | 6,731 | 6,820 | 7,025 | 6,492 | 8,137 | 8,157 | 12,580 | 12,663 | 29 - 25 |
| 30 - 34 | 246,426 | 122,025 | 124,401 | 857 | 804 | 7,968 | 7,554 | 7,862 | 7,360 | 9,302 | 8,904 | 13,948 | 13,818 | 34 - 30 |
| 35 - 39 | 239,807 | 119,022 | 120,785 | 965 | 788 | 7,008 | 7,170 | 7,655 | 6,930 | 9,293 | 8,775 | 13,618 | 14,134 | 39 - 35 |
| 40 - 44 | 204,809 | 101,420 | 103,389 | 999 | 893 | 5,803 | 6,198 | 6,667 | 6,152 | 7,523 | 7,819 | 11,392 | 10,984 | 44 - 40 |
| 45 - 49 | 156,005 | 78,530 | 77,475 | 702 | 661 | 3,954 | 4,265 | 5,365 | 4,670 | 6,022 | 5,784 | 9,267 | 8,588 | 49 - 45 |
| 50 - 54 | 100,023 | 49,032 | 50,991 | 450 | 514 | 3,096 | 3,057 | 3,369 | 3,230 | 3,982 | 3,854 | 5,594 | 5,724 | 54 - 50 |
| 55 - 59 | 69,317 | 35,086 | 34,231 | 301 | 384 | 2,171 | 2,190 | 2,544 | 2,353 | 2,987 | 2,679 | 4,110 | 3,634 | 59 - 55 |
| 60 - 64 | 57,827 | 30,044 | 27,783 | 312 | 296 | 2,078 | 1,684 | 2,184 | 1,939 | 2,588 | 2,387 | 3,353 | 3,275 | 64 - 60 |
| 65 - 69 | 46,735 | 25,794 | 20,941 | 267 | 277 | 1,860 | 1,397 | 1,912 | 1,689 | 2,210 | 1,732 | 3,013 | 2,635 | 69 - 65 |
| 70 - 74 | 31,772 | 17,786 | 13,986 | 202 | 193 | 1,190 | 935 | 1,435 | 1,332 | 1,511 | 1,218 | 2,158 | 1,867 | 74 - 70 |
| 75 - 79 | 23,854 | 12,786 | 11,068 | 135 | 131 | 943 | 759 | 947 | 813 | 1,036 | 1,044 | 1,540 | 1,558 | 79 - 75 |
| 80 + | 43,426 | 22,212 | 21,214 | 307 | 314 | 1,668 | 1,386 | 1,981 | 2,274 | 1,788 | 1,909 | 2,874 | 3,191 | 80+ |

جدول رقم (٦) : السكان العمانيون حسب فئات السن والجنس على مستوى المحافظات

Table No. (6) : Omani population by age groups and sex at Governorates level

منتصف عام 2030 Mid-year 2030

| Age Groups | شمال الباطنة | | الداخلية | | البريمي | | مسندم | | ظفار | | مسقط | | فئات السن |
|----------------|----------------|----------------|----------------|----------------|---------------|---------------|---------------|---------------|----------------|----------------|----------------|----------------|----------------|
| | Al - Batinah | North | Ad -Dakhliah | | Al - Buraymi | | Musandam | | Dhofar | | Muscat | | |
| | اناث | ذكور | اناث | ذكور | اناث | ذكور | اناث | ذكور | اناث | ذكور | اناث | ذكور | |
| | Female | Male | Female | Male | Female | Male | Female | Male | Female | Male | Female | Male | الجملة |
| Total | 338,564 | 350,973 | 248,104 | 249,826 | 37,471 | 41,192 | 18,847 | 19,381 | 141,652 | 147,356 | 348,452 | 354,549 | |
| 0 - 4 | 39,988 | 42,385 | 30,919 | 33,615 | 4,322 | 4,765 | 1,994 | 2,042 | 15,405 | 16,465 | 38,385 | 39,217 | 4 - 0 |
| 5 - 9 | 37,840 | 40,222 | 32,124 | 33,822 | 4,576 | 4,971 | 2,012 | 1,954 | 15,981 | 17,179 | 39,223 | 40,170 | 9 - 5 |
| 10 - 14 | 39,713 | 42,265 | 29,273 | 31,502 | 4,604 | 4,847 | 1,886 | 1,974 | 15,762 | 16,615 | 35,997 | 36,730 | 14 - 10 |
| 15 - 19 | 37,554 | 39,245 | 25,790 | 26,196 | 3,882 | 4,319 | 1,791 | 1,852 | 13,547 | 13,887 | 31,410 | 32,719 | 19 - 15 |
| 20 - 24 | 27,759 | 29,552 | 19,367 | 18,491 | 3,007 | 3,358 | 1,503 | 1,509 | 11,420 | 11,672 | 26,238 | 28,672 | 24 - 20 |
| 25 - 29 | 21,857 | 23,269 | 14,947 | 14,816 | 2,455 | 2,706 | 1,297 | 1,423 | 9,851 | 9,965 | 21,938 | 22,765 | 29 - 25 |
| 30 - 34 | 20,430 | 21,772 | 15,119 | 15,230 | 2,443 | 2,738 | 1,191 | 1,361 | 9,332 | 10,178 | 23,629 | 24,469 | 34 - 30 |
| 35 - 39 | 22,608 | 23,118 | 16,348 | 17,337 | 2,635 | 2,814 | 1,316 | 1,268 | 9,321 | 10,559 | 30,047 | 29,676 | 39 - 35 |
| 40 - 44 | 21,226 | 22,154 | 15,410 | 14,604 | 2,520 | 3,044 | 1,218 | 1,332 | 10,007 | 10,162 | 30,285 | 31,110 | 44 - 40 |
| 45 - 49 | 18,904 | 18,489 | 13,575 | 12,832 | 2,227 | 2,272 | 1,030 | 1,068 | 8,943 | 9,778 | 23,551 | 25,779 | 49 - 45 |
| 50 - 54 | 15,408 | 14,513 | 10,155 | 9,278 | 1,640 | 1,779 | 923 | 865 | 7,101 | 7,925 | 16,188 | 16,973 | 54 - 50 |
| 55 - 59 | 9,683 | 9,788 | 6,520 | 6,642 | 1,016 | 1,402 | 747 | 809 | 3,999 | 4,204 | 9,414 | 10,057 | 59 - 55 |
| 60 - 64 | 6,515 | 6,598 | 5,059 | 4,508 | 595 | 730 | 576 | 566 | 2,929 | 2,668 | 6,251 | 5,823 | 64 - 60 |
| 65 - 69 | 5,667 | 5,162 | 3,886 | 3,457 | 514 | 487 | 457 | 510 | 2,398 | 2,148 | 5,027 | 3,915 | 69 - 65 |
| 70 - 74 | 4,483 | 4,021 | 3,195 | 2,493 | 404 | 311 | 363 | 323 | 2,086 | 1,209 | 4,233 | 2,572 | 74 - 70 |
| 75 - 79 | 3,092 | 2,916 | 2,202 | 1,587 | 279 | 204 | 275 | 206 | 1,328 | 764 | 2,666 | 1,447 | 79 - 75 |
| 80 + | 5,837 | 5,504 | 4,215 | 3,416 | 352 | 445 | 268 | 319 | 2,242 | 1,978 | 3,970 | 2,455 | 80+ |

تابع - continue

جدول رقم (٦) : السكان العمانيون حسب فئات السن والجنس على مستوى المحافظات

Table No. (6) : Omani population by age groups and sex at Governorates level

منتصف عام 2030

| Age Groups | الجملة | | | الوسطى | | الظاهرة | | شمال الشرقية | | جنوب الشرقية | | جنوب الباطنة | | فئات السن |
|----------------|------------------|------------------|------------------|---------------|---------------|----------------|----------------|-----------------------|----------------|-----------------------|----------------|--------------------|----------------|----------------|
| | Total | | | Al - Wusta | | Adh -Dhahirah | | Ash - Sharqiyah North | | Ash - Sharqiyah South | | Al - Batinah South | | |
| | كلا الجنسين | اناث | ذكور | اناث | ذكور | اناث | ذكور | اناث | ذكور | اناث | ذكور | اناث | ذكور | |
| Both Sexes | Female | Male | Female | Male | Female | Male | Female | Male | Female | Male | Female | Male | Female | Male |
| Total | 3,485,906 | 1,725,724 | 1,760,182 | 17,537 | 16,685 | 103,643 | 105,389 | 122,693 | 122,456 | 142,174 | 141,083 | 206,587 | 211,292 | الجملة |
| 0 - 4 | 414,226 | 201,523 | 212,703 | 2,099 | 2,023 | 11,439 | 12,135 | 14,906 | 15,892 | 18,289 | 18,869 | 23,777 | 25,295 | 4 - 0 |
| 5 - 9 | 420,494 | 204,741 | 215,753 | 2,279 | 2,268 | 11,910 | 12,832 | 15,891 | 16,920 | 18,259 | 18,984 | 24,646 | 26,431 | 9 - 5 |
| 10 - 14 | 410,864 | 200,068 | 210,796 | 2,357 | 2,294 | 12,349 | 12,744 | 15,061 | 16,328 | 17,347 | 18,025 | 25,719 | 27,472 | 14 - 10 |
| 15 - 19 | 359,079 | 176,232 | 182,847 | 1,999 | 1,858 | 10,609 | 11,322 | 12,585 | 13,343 | 14,262 | 14,401 | 22,803 | 23,705 | 19 - 15 |
| 20 - 24 | 271,822 | 134,083 | 137,739 | 1,470 | 1,317 | 7,823 | 8,041 | 9,001 | 8,827 | 10,199 | 9,727 | 16,296 | 16,573 | 24 - 20 |
| 25 - 29 | 217,670 | 107,829 | 109,841 | 924 | 906 | 6,732 | 6,764 | 7,056 | 6,488 | 8,200 | 8,124 | 12,572 | 12,615 | 29 - 25 |
| 30 - 34 | 216,968 | 107,222 | 109,746 | 766 | 691 | 6,983 | 6,657 | 6,907 | 6,537 | 8,209 | 7,883 | 12,213 | 12,230 | 34 - 30 |
| 35 - 39 | 245,100 | 121,607 | 123,493 | 993 | 791 | 7,126 | 7,310 | 7,810 | 7,116 | 9,551 | 9,000 | 13,852 | 14,504 | 39 - 35 |
| 40 - 44 | 237,905 | 118,464 | 119,441 | 1,178 | 1,001 | 6,743 | 7,124 | 7,777 | 7,123 | 8,838 | 9,069 | 13,262 | 12,718 | 44 - 40 |
| 45 - 49 | 202,402 | 100,621 | 101,781 | 900 | 848 | 5,025 | 5,588 | 6,864 | 6,158 | 7,760 | 7,635 | 11,842 | 11,334 | 49 - 45 |
| 50 - 54 | 153,105 | 77,435 | 75,670 | 711 | 742 | 4,865 | 4,520 | 5,309 | 4,802 | 6,330 | 5,751 | 8,805 | 8,522 | 54 - 50 |
| 55 - 59 | 96,981 | 47,947 | 49,034 | 408 | 536 | 2,984 | 3,132 | 3,480 | 3,388 | 4,112 | 3,852 | 5,584 | 5,224 | 59 - 55 |
| 60 - 64 | 65,701 | 33,738 | 31,963 | 348 | 337 | 2,334 | 1,950 | 2,459 | 2,256 | 2,923 | 2,767 | 3,749 | 3,760 | 64 - 60 |
| 65 - 69 | 52,854 | 27,987 | 24,867 | 300 | 327 | 1,985 | 1,645 | 2,067 | 1,997 | 2,420 | 2,062 | 3,266 | 3,157 | 69 - 65 |
| 70 - 74 | 41,408 | 23,260 | 18,148 | 277 | 249 | 1,558 | 1,219 | 1,876 | 1,734 | 1,990 | 1,597 | 2,795 | 2,420 | 74 - 70 |
| 75 - 79 | 27,020 | 15,364 | 11,656 | 167 | 138 | 1,132 | 794 | 1,132 | 846 | 1,247 | 1,100 | 1,844 | 1,654 | 79 - 75 |
| 80 + | 52,307 | 27,603 | 24,704 | 361 | 359 | 2,046 | 1,612 | 2,512 | 2,701 | 2,238 | 2,237 | 3,562 | 3,678 | 80+ |

جدول رقم (٧) : السكان العمانيون حسب فئات السن والجنس على مستوى المحافظات

Table No. (7) : Omani population by age groups and sex at Governorates level

منتصف عام 2035 Mid-year 2035

| Age Groups | شمال الباطنة | | الداخلية | | البريمي | | مسندم | | ظفار | | مسقط | | فئات السن |
|----------------|--------------------|----------------|----------------|----------------|---------------|---------------|---------------|---------------|----------------|----------------|----------------|----------------|----------------|
| | AI - Batinah North | | Ad -Dakhliyah | | AI - Buraymi | | Musandam | | Dhofar | | Muscat | | |
| | اناث | ذكور | اناث | ذكور | اناث | ذكور | اناث | ذكور | اناث | ذكور | اناث | ذكور | |
| | Female | Male | Female | Male | Female | Male | Female | Male | Female | Male | Female | Male | |
| Total | 373,317 | 387,874 | 276,073 | 278,556 | 41,555 | 45,813 | 20,833 | 21,143 | 156,073 | 161,975 | 383,357 | 386,388 | الجملة |
| 0 - 4 | 40,589 | 43,134 | 31,807 | 34,820 | 4,436 | 4,885 | 2,008 | 2,025 | 15,634 | 16,718 | 39,175 | 39,606 | 4 - 0 |
| 5 - 9 | 37,036 | 39,464 | 31,896 | 33,802 | 4,529 | 4,918 | 1,951 | 1,870 | 15,641 | 16,811 | 38,676 | 39,171 | 9 - 5 |
| 10 - 14 | 40,426 | 43,114 | 30,196 | 32,720 | 4,737 | 4,985 | 1,906 | 1,967 | 16,009 | 16,863 | 36,875 | 37,211 | 14 - 10 |
| 15 - 19 | 42,350 | 44,953 | 29,508 | 30,503 | 4,425 | 4,998 | 2,010 | 2,067 | 15,253 | 15,843 | 35,771 | 37,359 | 19 - 15 |
| 20 - 24 | 36,193 | 38,729 | 25,607 | 24,701 | 3,967 | 4,441 | 1,940 | 1,932 | 14,830 | 15,222 | 34,377 | 37,257 | 24 - 20 |
| 25 - 29 | 26,968 | 28,880 | 18,716 | 18,731 | 3,068 | 3,387 | 1,584 | 1,721 | 12,081 | 12,251 | 27,170 | 27,878 | 29 - 25 |
| 30 - 34 | 20,398 | 21,593 | 15,313 | 15,399 | 2,472 | 2,739 | 1,180 | 1,314 | 9,311 | 10,025 | 23,686 | 23,932 | 34 - 30 |
| 35 - 39 | 19,785 | 20,391 | 14,510 | 15,564 | 2,335 | 2,503 | 1,141 | 1,093 | 8,142 | 9,240 | 26,438 | 25,910 | 39 - 35 |
| 40 - 44 | 21,603 | 22,608 | 15,893 | 15,201 | 2,597 | 3,131 | 1,225 | 1,326 | 10,156 | 10,329 | 30,996 | 31,529 | 44 - 40 |
| 45 - 49 | 21,963 | 21,327 | 16,010 | 15,061 | 2,612 | 2,629 | 1,182 | 1,200 | 10,390 | 11,297 | 27,509 | 29,483 | 49 - 45 |
| 50 - 54 | 19,644 | 19,066 | 13,146 | 12,405 | 2,119 | 2,348 | 1,180 | 1,108 | 9,008 | 10,328 | 20,778 | 22,067 | 54 - 50 |
| 55 - 59 | 15,216 | 14,506 | 10,379 | 10,027 | 1,616 | 2,097 | 1,175 | 1,178 | 6,234 | 6,176 | 14,880 | 14,758 | 59 - 55 |
| 60 - 64 | 8,923 | 9,442 | 6,982 | 6,559 | 816 | 1,060 | 767 | 794 | 3,961 | 3,782 | 8,499 | 8,216 | 64 - 60 |
| 65 - 69 | 6,346 | 5,934 | 4,411 | 4,069 | 582 | 568 | 502 | 571 | 2,669 | 2,448 | 5,629 | 4,431 | 69 - 65 |
| 70 - 74 | 4,781 | 4,793 | 3,516 | 2,980 | 443 | 365 | 395 | 371 | 2,259 | 1,421 | 4,640 | 3,039 | 74 - 70 |
| 75 - 79 | 4,029 | 3,740 | 2,905 | 2,111 | 367 | 269 | 351 | 266 | 1,729 | 985 | 3,472 | 1,846 | 79 - 75 |
| 80 + | 7,067 | 6,200 | 5,278 | 3,903 | 434 | 490 | 336 | 340 | 2,766 | 2,236 | 4,786 | 2,695 | 80+ |

تابع - continue

جدول رقم (٧) : السكان العمانيون حسب فئات السن والجنس على مستوى المحافظات

Table No. (7) : Omani population by age groups and sex at Governorates level

منتصف عام 2035 Mid-year

| Age Groups | الجملة | | | الوسطى | | الظاهرة | | شمال الشرقية | | جنوب الشرقية | | جنوب الباطنة | | فئات السن |
|--------------|------------------|------------------|------------------|---------------|---------------|----------------|----------------|-----------------------|----------------|-----------------------|----------------|--------------------|----------------|---------------|
| | Total | | | Al - Wusta | | Adh -Dhahirah | | Ash - Sharqiyah North | | Ash - Sharqiyah South | | Al - Batinah South | | |
| | كلا الجنسين | اناث | ذكور | اناث | ذكور | اناث | ذكور | اناث | ذكور | اناث | ذكور | اناث | ذكور | |
| Both Sexes | Female | Male | Female | Male | Female | Male | Female | Male | Female | Male | Female | Male | Female | Male |
| Total | 3,846,685 | 1,905,295 | 1,941,390 | 19,644 | 18,229 | 113,890 | 116,040 | 135,518 | 135,759 | 157,553 | 155,858 | 227,482 | 233,755 | الجملة |
| 0 - 4 | 422,706 | 205,565 | 217,141 | 2,170 | 2,031 | 11,590 | 12,336 | 15,206 | 16,313 | 18,780 | 19,373 | 24,170 | 25,900 | 4 - 0 |
| 5 - 9 | 413,975 | 201,520 | 212,455 | 2,271 | 2,201 | 11,643 | 12,580 | 15,637 | 16,753 | 18,089 | 18,791 | 24,151 | 26,094 | 9 - 5 |
| 10 - 14 | 420,276 | 204,587 | 215,689 | 2,441 | 2,318 | 12,544 | 12,995 | 15,401 | 16,792 | 17,855 | 18,542 | 26,197 | 28,182 | 14 - 10 |
| 15 - 19 | 409,794 | 199,776 | 210,018 | 2,293 | 2,094 | 11,926 | 12,974 | 14,255 | 15,384 | 16,243 | 16,570 | 25,742 | 27,273 | 19 - 15 |
| 20 - 24 | 356,513 | 175,602 | 180,911 | 1,955 | 1,695 | 10,193 | 10,536 | 11,804 | 11,678 | 13,450 | 12,849 | 21,286 | 21,871 | 24 - 20 |
| 25 - 29 | 269,999 | 133,597 | 136,402 | 1,179 | 1,120 | 8,286 | 8,396 | 8,761 | 8,125 | 10,221 | 10,137 | 15,563 | 15,776 | 29 - 25 |
| 30 - 34 | 216,443 | 107,555 | 108,888 | 781 | 676 | 6,968 | 6,603 | 6,953 | 6,544 | 8,289 | 7,866 | 12,204 | 12,197 | 34 - 30 |
| 35 - 39 | 215,895 | 106,904 | 108,991 | 883 | 687 | 6,221 | 6,439 | 6,877 | 6,318 | 8,427 | 7,987 | 12,145 | 12,859 | 39 - 35 |
| 40 - 44 | 243,169 | 121,044 | 122,125 | 1,205 | 1,001 | 6,828 | 7,263 | 7,941 | 7,338 | 9,077 | 9,321 | 13,523 | 13,078 | 44 - 40 |
| 45 - 49 | 235,079 | 117,513 | 117,566 | 1,069 | 965 | 5,819 | 6,416 | 8,028 | 7,142 | 9,127 | 8,863 | 13,804 | 13,183 | 49 - 45 |
| 50 - 54 | 198,617 | 99,178 | 99,439 | 915 | 953 | 6,166 | 5,923 | 6,801 | 6,384 | 8,157 | 7,593 | 11,264 | 11,264 | 54 - 50 |
| 55 - 59 | 148,484 | 75,688 | 72,796 | 662 | 786 | 4,675 | 4,648 | 5,508 | 5,070 | 6,535 | 5,748 | 8,808 | 7,802 | 59 - 55 |
| 60 - 64 | 91,883 | 46,127 | 45,756 | 493 | 476 | 3,175 | 2,781 | 3,368 | 3,250 | 4,020 | 3,982 | 5,123 | 5,414 | 64 - 60 |
| 65 - 69 | 60,069 | 31,431 | 28,638 | 341 | 369 | 2,223 | 1,890 | 2,331 | 2,330 | 2,739 | 2,385 | 3,658 | 3,643 | 69 - 65 |
| 70 - 74 | 46,805 | 25,247 | 21,558 | 308 | 286 | 1,660 | 1,431 | 2,032 | 2,076 | 2,167 | 1,894 | 3,046 | 2,902 | 74 - 70 |
| 75 - 79 | 35,208 | 20,075 | 15,133 | 221 | 177 | 1,474 | 1,032 | 1,483 | 1,124 | 1,649 | 1,439 | 2,395 | 2,144 | 79 - 75 |
| 80 + | 61,770 | 33,886 | 27,884 | 457 | 394 | 2,499 | 1,797 | 3,132 | 3,138 | 2,728 | 2,518 | 4,403 | 4,173 | 80+ |

جدول رقم (٨) : السكان العمانيون حسب فئات السن والجنس على مستوى المحافظات

Table No. (8) : Omani population by age groups and sex at Governorates level

منتصف عام 2040 Mid-year 2040

| Age Groups | شمال الباطنة | | الداخلية | | البريمي | | مسندم | | ظفار | | مسقط | | فئات السن |
|----------------|----------------|----------------|----------------|----------------|---------------|---------------|---------------|---------------|----------------|----------------|----------------|----------------|----------------|
| | Al - Batinah | North | Ad -Dakhliyah | | Al - Buraymi | | Musandam | | Dhofar | | Muscat | | |
| | اناث | ذكور | اناث | ذكور | اناث | ذكور | اناث | ذكور | اناث | ذكور | اناث | ذكور | |
| | Female | Male | Female | Male | Female | Male | Female | Male | Female | Male | Female | Male | |
| Total | 410,523 | 427,360 | 306,350 | 309,610 | 45,968 | 50,787 | 22,973 | 22,973 | 171,449 | 177,525 | 420,589 | 419,739 | الجملة |
| 0 - 4 | 44,148 | 47,008 | 34,970 | 38,434 | 4,878 | 5,358 | 2,162 | 2,137 | 17,000 | 18,175 | 42,799 | 42,951 | 4 - 0 |
| 5 - 9 | 37,614 | 40,159 | 32,791 | 34,885 | 4,652 | 5,049 | 1,962 | 1,845 | 15,893 | 17,073 | 39,570 | 39,744 | 9 - 5 |
| 10 - 14 | 39,620 | 42,327 | 29,937 | 32,548 | 4,696 | 4,930 | 1,843 | 1,873 | 15,648 | 16,494 | 36,379 | 36,405 | 14 - 10 |
| 15 - 19 | 43,135 | 45,862 | 30,393 | 31,531 | 4,554 | 5,144 | 2,027 | 2,041 | 15,505 | 16,096 | 36,676 | 37,988 | 19 - 15 |
| 20 - 24 | 40,876 | 44,359 | 29,253 | 28,698 | 4,527 | 5,149 | 2,163 | 2,159 | 16,677 | 17,349 | 38,996 | 42,429 | 24 - 20 |
| 25 - 29 | 35,201 | 37,882 | 24,715 | 24,928 | 4,048 | 4,481 | 2,045 | 2,185 | 15,711 | 15,982 | 35,623 | 36,247 | 29 - 25 |
| 30 - 34 | 25,204 | 26,820 | 19,124 | 19,375 | 3,096 | 3,435 | 1,444 | 1,575 | 11,469 | 12,376 | 29,325 | 29,356 | 34 - 30 |
| 35 - 39 | 19,764 | 20,216 | 14,697 | 15,659 | 2,365 | 2,507 | 1,129 | 1,056 | 8,147 | 9,125 | 26,508 | 25,443 | 39 - 35 |
| 40 - 44 | 18,924 | 19,952 | 14,099 | 13,604 | 2,301 | 2,787 | 1,060 | 1,135 | 8,873 | 9,046 | 27,267 | 27,646 | 44 - 40 |
| 45 - 49 | 22,384 | 21,786 | 16,471 | 15,605 | 2,693 | 2,702 | 1,189 | 1,194 | 10,532 | 11,490 | 28,143 | 29,936 | 49 - 45 |
| 50 - 54 | 22,906 | 22,056 | 15,501 | 14,490 | 2,498 | 2,729 | 1,362 | 1,247 | 10,398 | 11,832 | 24,240 | 25,308 | 54 - 50 |
| 55 - 59 | 19,411 | 19,055 | 13,397 | 13,356 | 2,086 | 2,785 | 1,486 | 1,483 | 7,930 | 8,042 | 19,067 | 19,220 | 59 - 55 |
| 60 - 64 | 14,007 | 13,994 | 11,116 | 9,856 | 1,313 | 1,588 | 1,210 | 1,144 | 6,206 | 5,583 | 13,434 | 12,073 | 64 - 60 |
| 65 - 69 | 8,680 | 8,490 | 6,107 | 5,908 | 809 | 821 | 665 | 789 | 3,596 | 3,469 | 7,642 | 6,272 | 69 - 65 |
| 70 - 74 | 5,373 | 5,500 | 3,991 | 3,495 | 503 | 428 | 436 | 414 | 2,509 | 1,631 | 5,197 | 3,437 | 74 - 70 |
| 75 - 79 | 4,350 | 4,479 | 3,149 | 2,507 | 404 | 321 | 380 | 307 | 1,884 | 1,165 | 3,786 | 2,151 | 79 - 75 |
| 80 + | 8,926 | 7,415 | 6,639 | 4,731 | 545 | 573 | 410 | 389 | 3,471 | 2,597 | 5,937 | 3,133 | 80+ |

تابع - continue

جدول رقم (٨) : السكان العمانيون حسب فئات السن والجنس على مستوى المحافظات

Table No. (8) : Omani population by age groups and sex at Governorates level

منتصف عام 2040

| Age Groups | الجملة | | | الوسطى | | الظاهرة | | شمال الشرقية | | جنوب الشرقية | | جنوب الباطنة | | فئات السن |
|------------|-------------|-----------|-----------|------------|--------|---------------|---------|-----------------------|---------|-----------------------|---------|--------------------|---------|-----------|
| | Total | | | Al - Wusta | | Adh -Dhahirah | | Ash - Sharqiyah North | | Ash - Sharqiyah South | | Al - Batinah South | | |
| | كلا الجنسين | اناث | ذكور | اناث | ذكور | اناث | ذكور | اناث | ذكور | اناث | ذكور | اناث | ذكور | |
| Both Sexes | Female | Male | Female | Male | Female | Male | Female | Male | Female | Male | Female | Male | Female | Male |
| Total | 4,232,476 | 2,097,733 | 2,134,743 | 21,920 | 19,848 | 124,794 | 127,377 | 149,269 | 150,037 | 174,118 | 171,670 | 249,780 | 257,817 | الجملة |
| 0 - 4 | 461,625 | 224,424 | 237,201 | 2,411 | 2,187 | 12,508 | 13,413 | 16,598 | 17,918 | 20,595 | 21,232 | 26,355 | 28,388 | 4 - 0 |
| 5 - 9 | 422,553 | 205,660 | 216,893 | 2,361 | 2,219 | 11,743 | 12,775 | 15,951 | 17,195 | 18,539 | 19,244 | 24,584 | 26,705 | 9 - 5 |
| 10 - 14 | 413,662 | 201,309 | 212,353 | 2,445 | 2,257 | 12,202 | 12,734 | 15,155 | 16,629 | 17,654 | 18,318 | 25,730 | 27,838 | 14 - 10 |
| 15 - 19 | 419,024 | 204,244 | 214,780 | 2,390 | 2,116 | 12,050 | 13,218 | 14,567 | 15,822 | 16,669 | 16,980 | 26,278 | 27,982 | 19 - 15 |
| 20 - 24 | 406,599 | 198,997 | 207,602 | 2,261 | 1,911 | 11,452 | 12,050 | 13,396 | 13,463 | 15,313 | 14,810 | 24,083 | 25,225 | 24 - 20 |
| 25 - 29 | 354,024 | 174,945 | 179,079 | 1,568 | 1,452 | 10,744 | 10,993 | 11,482 | 10,746 | 13,437 | 13,350 | 20,371 | 20,833 | 29 - 25 |
| 30 - 34 | 268,463 | 133,276 | 135,187 | 995 | 834 | 8,562 | 8,201 | 8,639 | 8,180 | 10,314 | 9,803 | 15,104 | 15,232 | 34 - 30 |
| 35 - 39 | 215,478 | 107,276 | 108,202 | 902 | 685 | 6,201 | 6,398 | 6,913 | 6,339 | 8,473 | 7,937 | 12,177 | 12,837 | 39 - 35 |
| 40 - 44 | 214,239 | 106,430 | 107,809 | 1,084 | 872 | 5,943 | 6,386 | 6,987 | 6,521 | 8,006 | 8,253 | 11,886 | 11,607 | 44 - 40 |
| 45 - 49 | 240,292 | 120,050 | 120,242 | 1,110 | 976 | 5,878 | 6,543 | 8,193 | 7,348 | 9,343 | 9,091 | 14,114 | 13,571 | 49 - 45 |
| 50 - 54 | 230,634 | 115,762 | 114,872 | 1,086 | 1,081 | 7,102 | 6,801 | 7,948 | 7,441 | 9,563 | 8,806 | 13,158 | 13,081 | 54 - 50 |
| 55 - 59 | 192,532 | 96,884 | 95,648 | 868 | 1,017 | 5,881 | 6,084 | 7,058 | 6,714 | 8,412 | 7,578 | 11,288 | 10,314 | 59 - 55 |
| 60 - 64 | 140,753 | 72,822 | 67,931 | 791 | 693 | 4,974 | 4,116 | 5,311 | 4,851 | 6,355 | 5,941 | 8,105 | 8,092 | 64 - 60 |
| 65 - 69 | 83,965 | 42,958 | 41,007 | 485 | 526 | 3,027 | 2,709 | 3,204 | 3,354 | 3,745 | 3,432 | 4,998 | 5,237 | 69 - 65 |
| 70 - 74 | 53,210 | 28,367 | 24,843 | 351 | 332 | 1,853 | 1,647 | 2,290 | 2,410 | 2,443 | 2,193 | 3,421 | 3,356 | 74 - 70 |
| 75 - 79 | 39,722 | 21,766 | 17,956 | 248 | 208 | 1,585 | 1,212 | 1,587 | 1,318 | 1,791 | 1,708 | 2,602 | 2,580 | 79 - 75 |
| 80 + | 75,701 | 42,563 | 33,138 | 564 | 482 | 3,089 | 2,097 | 3,990 | 3,788 | 3,466 | 2,994 | 5,526 | 4,939 | 80+ |

جدول رقم (٩) : السكان الوافدون حسب فئات السن والجنس على مستوى المحافظات

Table No. (9): Expatriates population by age groups and sex at Governorates level

منتصف عام 2020 Mid-year 2020

| Age Groups | شمال الباطنة | | الداخلية | | البريمي | | مسندم | | ظفار | | مسقط | | فئات السن |
|----------------|---------------|----------------|---------------|---------------|---------------|---------------|--------------|---------------|---------------|----------------|----------------|----------------|----------------|
| | Al - Batinah | North | Ad -Dakhliah | | Al - Buraymi | | Musandam | | Dhofar | | Muscat | | |
| | اناث | ذكور | اناث | ذكور | اناث | ذكور | اناث | ذكور | اناث | ذكور | اناث | ذكور | |
| | Female | Male | Female | Male | Female | Male | Female | Male | Female | Male | Female | Male | |
| Total | 45,600 | 233,876 | 21,689 | 98,903 | 13,651 | 50,967 | 2,408 | 15,724 | 35,622 | 220,010 | 177,548 | 853,471 | الجملة |
| 0 - 4 | 1,510 | 1,712 | 760 | 709 | 621 | 549 | 129 | 136 | 2,073 | 2,322 | 9,998 | 10,559 | 4 - 0 |
| 5 - 9 | 1,410 | 1,530 | 1,008 | 969 | 822 | 884 | 112 | 136 | 2,183 | 2,286 | 9,537 | 9,937 | 9 - 5 |
| 10 - 14 | 1,162 | 1,205 | 714 | 733 | 753 | 961 | 76 | 125 | 1,820 | 1,922 | 7,854 | 8,665 | 14 - 10 |
| 15 - 19 | 662 | 872 | 366 | 339 | 404 | 511 | 50 | 51 | 1,232 | 1,434 | 5,974 | 6,594 | 19 - 15 |
| 20 - 24 | 3,398 | 19,285 | 1,588 | 8,118 | 1,119 | 3,900 | 163 | 1,134 | 1,972 | 17,531 | 10,007 | 62,731 | 24 - 20 |
| 25 - 29 | 12,994 | 65,622 | 5,714 | 26,312 | 3,184 | 12,013 | 552 | 3,600 | 6,282 | 55,476 | 29,265 | 191,937 | 29 - 25 |
| 30 - 34 | 9,886 | 55,331 | 4,613 | 23,211 | 2,486 | 10,993 | 519 | 3,251 | 6,331 | 52,146 | 30,264 | 185,959 | 34 - 30 |
| 35 - 39 | 6,425 | 34,070 | 3,202 | 14,816 | 1,781 | 7,500 | 356 | 2,480 | 5,006 | 32,460 | 24,431 | 133,306 | 39 - 35 |
| 40 - 44 | 4,063 | 21,809 | 1,922 | 9,558 | 1,149 | 5,153 | 204 | 1,918 | 3,732 | 20,644 | 18,806 | 94,844 | 44 - 40 |
| 45 - 49 | 2,044 | 15,486 | 926 | 6,886 | 608 | 3,949 | 110 | 1,432 | 2,295 | 15,047 | 12,711 | 66,865 | 49 - 45 |
| 50 - 54 | 1,091 | 9,455 | 530 | 4,014 | 368 | 2,247 | 68 | 789 | 1,383 | 9,052 | 8,885 | 38,911 | 54 - 50 |
| 55 - 59 | 584 | 5,341 | 215 | 2,348 | 201 | 1,537 | 35 | 503 | 728 | 6,321 | 5,253 | 27,478 | 59 - 55 |
| 60 - 64 | 193 | 1,738 | 60 | 723 | 86 | 589 | 14 | 148 | 327 | 2,665 | 2,365 | 11,598 | 64 - 60 |
| 65 - 69 | 100 | 322 | 33 | 119 | 31 | 131 | 11 | 18 | 153 | 557 | 1,075 | 2,957 | 69 - 65 |
| 70 - 74 | 51 | 62 | 19 | 36 | 22 | 38 | 6 | 2 | 48 | 105 | 508 | 750 | 74 - 70 |
| 75 - 79 | 16 | 23 | 11 | 7 | 8 | 8 | 1 | 1 | 29 | 29 | 304 | 246 | 79 - 75 |
| 80 + | 11 | 13 | 8 | 5 | 8 | 4 | 2 | 0 | 28 | 13 | 311 | 134 | 80+ |

تابع - continue

جدول رقم (٩) : السكان الوافدون حسب فئات السن والجنس على مستوى المحافظات

Table No. (9) : Expatriates population by age groups and sex at Governorates level
منتصف عام 2020

| Age Groups | الجملة | | | الوسطى | | الظاهرة | | شمال الشرقية | | جنوب الشرقية | | جنوب الباطنة | | فئات السن |
|------------|-------------|---------|-----------|------------|--------|---------------|--------|-----------------------|--------|-----------------------|--------|--------------------|---------|-----------|
| | Total | | | Al - Wusta | | Adh -Dhahirah | | Ash - Sharqiyah North | | Ash - Sharqiyah South | | Al - Batinah South | | |
| | كلا الجنسين | اناث | ذكور | اناث | ذكور | اناث | ذكور | اناث | ذكور | اناث | ذكور | اناث | ذكور | |
| Both Sexes | Female | Male | Female | Male | Female | Male | Female | Male | Female | Male | Female | Male | Female | Male |
| Total | 2,202,999 | 360,961 | 1,842,038 | 1,621 | 20,765 | 10,667 | 53,391 | 12,695 | 95,769 | 18,199 | 96,690 | 21,261 | 102,472 | الجملة |
| 0 - 4 | 35,754 | 17,324 | 18,430 | 56 | 98 | 373 | 311 | 459 | 478 | 509 | 675 | 836 | 881 | 4 - 0 |
| 5 - 9 | 34,666 | 16,818 | 17,848 | 42 | 47 | 403 | 480 | 232 | 309 | 435 | 540 | 634 | 730 | 9 - 5 |
| 10 - 14 | 28,751 | 13,660 | 15,091 | 11 | 11 | 310 | 321 | 186 | 263 | 329 | 400 | 445 | 485 | 14 - 10 |
| 15 - 19 | 20,464 | 9,648 | 10,816 | 44 | 31 | 112 | 138 | 195 | 157 | 272 | 273 | 337 | 416 | 19 - 15 |
| 20 - 24 | 167,695 | 22,790 | 144,905 | 71 | 1,296 | 835 | 4,518 | 995 | 8,634 | 1,216 | 8,716 | 1,426 | 9,042 | 24 - 20 |
| 25 - 29 | 536,554 | 76,210 | 460,344 | 388 | 5,926 | 3,077 | 14,490 | 3,648 | 28,761 | 5,220 | 27,342 | 5,886 | 28,865 | 29 - 25 |
| 30 - 34 | 487,825 | 68,162 | 419,663 | 389 | 5,375 | 2,385 | 12,487 | 2,666 | 24,079 | 3,953 | 23,429 | 4,670 | 23,402 | 34 - 30 |
| 35 - 39 | 330,029 | 50,741 | 279,288 | 260 | 3,449 | 1,573 | 8,169 | 1,972 | 14,279 | 2,637 | 14,169 | 3,098 | 14,590 | 39 - 35 |
| 40 - 44 | 223,644 | 35,832 | 187,812 | 207 | 2,029 | 819 | 5,192 | 1,224 | 8,364 | 1,794 | 8,728 | 1,912 | 9,573 | 44 - 40 |
| 45 - 49 | 154,306 | 21,740 | 132,566 | 99 | 1,407 | 431 | 3,402 | 587 | 5,338 | 905 | 6,047 | 1,024 | 6,707 | 49 - 45 |
| 50 - 54 | 91,982 | 14,005 | 77,977 | 35 | 681 | 203 | 2,138 | 311 | 2,930 | 541 | 3,541 | 590 | 4,219 | 54 - 50 |
| 55 - 59 | 58,992 | 7,766 | 51,226 | 15 | 323 | 78 | 1,269 | 136 | 1,574 | 273 | 1,984 | 248 | 2,548 | 59 - 55 |
| 60 - 64 | 23,341 | 3,285 | 20,056 | 2 | 80 | 33 | 404 | 50 | 513 | 66 | 726 | 89 | 872 | 64 - 60 |
| 65 - 69 | 5,951 | 1,511 | 4,440 | 2 | 10 | 28 | 63 | 23 | 70 | 23 | 88 | 32 | 105 | 69 - 65 |
| 70 - 74 | 1,753 | 693 | 1,060 | 0 | 1 | 4 | 8 | 4 | 12 | 19 | 19 | 12 | 27 | 74 - 70 |
| 75 - 79 | 731 | 397 | 334 | 0 | 1 | 2 | 1 | 6 | 5 | 5 | 9 | 15 | 4 | 79 - 75 |
| 80 + | 561 | 379 | 182 | 0 | 0 | 1 | 0 | 1 | 3 | 2 | 4 | 7 | 6 | 80+ |

جدول رقم (١٠) : السكان الوافدون حسب فئات السن والجنس على مستوى المحافظات

Table No. (10) : Expatriates population by age groups and sex at Governorates level

منتصف عام 2025 Mid-year 2025

| Age Groups | شمال الباطنة | | الداخلية | | البريمي | | مسندم | | ظفار | | مسقط | | فئات السن |
|----------------|---------------|----------------|---------------|----------------|---------------|---------------|--------------|---------------|---------------|----------------|----------------|----------------|----------------|
| | Al - Batinah | North | Ad -Dakhliyah | | Al - Buraymi | | Musandam | | Dhofar | | Muscat | | |
| | اناث | ذكور | اناث | ذكور | اناث | ذكور | اناث | ذكور | اناث | ذكور | اناث | ذكور | |
| | Female | Male | Female | Male | Female | Male | Female | Male | Female | Male | Female | Male | |
| Total | 51,988 | 266,587 | 24,742 | 112,751 | 15,569 | 58,101 | 2,770 | 17,929 | 40,635 | 250,832 | 202,385 | 972,836 | الجملة |
| 0 - 4 | 1,718 | 1,951 | 862 | 810 | 708 | 626 | 149 | 154 | 2,369 | 2,650 | 11,399 | 12,037 | 4 - 0 |
| 5 - 9 | 1,609 | 1,741 | 1,145 | 1,109 | 939 | 1,010 | 130 | 156 | 2,494 | 2,610 | 10,870 | 11,330 | 9 - 5 |
| 10 - 14 | 1,325 | 1,377 | 821 | 846 | 858 | 1,098 | 91 | 148 | 2,075 | 2,193 | 8,955 | 9,880 | 14 - 10 |
| 15 - 19 | 755 | 994 | 418 | 389 | 461 | 585 | 62 | 58 | 1,407 | 1,637 | 6,810 | 7,519 | 19 - 15 |
| 20 - 24 | 3,873 | 21,979 | 1,813 | 9,256 | 1,276 | 4,446 | 186 | 1,288 | 2,245 | 19,984 | 11,407 | 71,507 | 24 - 20 |
| 25 - 29 | 14,810 | 74,802 | 6,515 | 29,993 | 3,631 | 13,691 | 630 | 4,102 | 7,160 | 63,239 | 33,358 | 218,781 | 29 - 25 |
| 30 - 34 | 11,270 | 63,068 | 5,259 | 26,453 | 2,832 | 12,528 | 591 | 3,707 | 7,215 | 59,443 | 34,498 | 211,959 | 34 - 30 |
| 35 - 39 | 7,321 | 38,838 | 3,652 | 16,885 | 2,030 | 8,550 | 408 | 2,825 | 5,711 | 37,003 | 27,846 | 151,948 | 39 - 35 |
| 40 - 44 | 4,630 | 24,863 | 2,191 | 10,892 | 1,310 | 5,873 | 232 | 2,188 | 4,261 | 23,533 | 21,436 | 108,106 | 44 - 40 |
| 45 - 49 | 2,331 | 17,649 | 1,059 | 7,850 | 694 | 4,500 | 129 | 1,630 | 2,621 | 17,157 | 14,490 | 76,215 | 49 - 45 |
| 50 - 54 | 1,244 | 10,776 | 605 | 4,571 | 422 | 2,564 | 80 | 902 | 1,580 | 10,318 | 10,134 | 44,356 | 54 - 50 |
| 55 - 59 | 665 | 6,087 | 247 | 2,674 | 228 | 1,753 | 41 | 576 | 830 | 7,217 | 5,988 | 31,318 | 59 - 55 |
| 60 - 64 | 227 | 1,976 | 68 | 828 | 98 | 668 | 17 | 171 | 373 | 3,040 | 2,691 | 13,218 | 64 - 60 |
| 65 - 69 | 116 | 369 | 39 | 140 | 36 | 148 | 14 | 21 | 174 | 636 | 1,226 | 3,372 | 69 - 65 |
| 70 - 74 | 61 | 75 | 25 | 41 | 25 | 46 | 7 | 2 | 53 | 120 | 576 | 857 | 74 - 70 |
| 75 - 79 | 19 | 28 | 13 | 8 | 11 | 10 | 1 | 1 | 35 | 35 | 349 | 281 | 79 - 75 |
| 80 + | 14 | 14 | 10 | 6 | 10 | 5 | 2 | 0 | 32 | 17 | 352 | 152 | 80+ |

تابع - continue

جدول رقم (١٠) : السكان الوافدون حسب فئات السن والجنس على مستوى المحافظات

Table No. (10) : Expatriates population by age groups and sex at Governorates level

منتصف عام 2025

| Age Groups | الجملة | | | الوسطى | | الظاهرة | | شمال الشرقية | | جنوب الشرقية | | جنوب الباطنة | | فئات السن |
|--------------|------------------|----------------|------------------|--------------|---------------|---------------|---------------|-----------------------|----------------|-----------------------|----------------|--------------------|----------------|---------------|
| | Total | | | Al - Wusta | | Adh -Dhahirah | | Ash - Sharqiyah North | | Ash - Sharqiyah South | | Al - Batinah South | | |
| | كلا الجنسين | اناث | ذكور | اناث | ذكور | اناث | ذكور | اناث | ذكور | اناث | ذكور | اناث | ذكور | |
| Both Sexes | Female | Male | Female | Male | Female | Male | Female | Male | Female | Male | Female | Male | | |
| Total | 2,511,416 | 411,619 | 2,099,797 | 1,855 | 23,686 | 12,176 | 60,878 | 14,488 | 109,179 | 20,765 | 110,210 | 24,246 | 116,808 | الجملة |
| 0 - 4 | 40,772 | 19,755 | 21,017 | 64 | 115 | 427 | 356 | 524 | 547 | 581 | 766 | 954 | 1,005 | 4 - 0 |
| 5 - 9 | 39,557 | 19,187 | 20,370 | 49 | 57 | 461 | 551 | 271 | 359 | 500 | 612 | 719 | 835 | 9 - 5 |
| 10 - 14 | 32,835 | 15,596 | 17,239 | 15 | 15 | 354 | 367 | 214 | 304 | 378 | 458 | 510 | 553 | 14 - 10 |
| 15 - 19 | 23,374 | 11,024 | 12,350 | 54 | 37 | 131 | 158 | 225 | 181 | 313 | 316 | 388 | 476 | 19 - 15 |
| 20 - 24 | 191,152 | 25,980 | 165,172 | 81 | 1,478 | 952 | 5,155 | 1,135 | 9,840 | 1,388 | 9,932 | 1,624 | 10,307 | 24 - 20 |
| 25 - 29 | 611,593 | 86,870 | 524,723 | 439 | 6,752 | 3,509 | 16,518 | 4,156 | 32,781 | 5,953 | 31,166 | 6,709 | 32,898 | 29 - 25 |
| 30 - 34 | 556,033 | 77,690 | 478,343 | 444 | 6,128 | 2,717 | 14,234 | 3,038 | 27,444 | 4,504 | 26,706 | 5,322 | 26,673 | 34 - 30 |
| 35 - 39 | 376,179 | 57,832 | 318,347 | 296 | 3,931 | 1,794 | 9,312 | 2,242 | 16,273 | 3,003 | 16,151 | 3,529 | 16,631 | 39 - 35 |
| 40 - 44 | 254,942 | 40,856 | 214,086 | 238 | 2,316 | 933 | 5,919 | 1,396 | 9,534 | 2,049 | 9,950 | 2,180 | 10,912 | 44 - 40 |
| 45 - 49 | 175,917 | 24,807 | 151,110 | 113 | 1,603 | 494 | 3,878 | 671 | 6,088 | 1,035 | 6,893 | 1,170 | 7,647 | 49 - 45 |
| 50 - 54 | 104,871 | 15,984 | 88,887 | 40 | 776 | 235 | 2,436 | 355 | 3,343 | 615 | 4,037 | 674 | 4,808 | 54 - 50 |
| 55 - 59 | 67,256 | 8,860 | 58,396 | 18 | 368 | 89 | 1,448 | 158 | 1,793 | 312 | 2,259 | 284 | 2,903 | 59 - 55 |
| 60 - 64 | 26,620 | 3,754 | 22,866 | 2 | 97 | 39 | 464 | 61 | 585 | 76 | 825 | 102 | 994 | 64 - 60 |
| 65 - 69 | 6,814 | 1,739 | 5,075 | 2 | 11 | 33 | 72 | 29 | 83 | 29 | 104 | 41 | 119 | 69 - 65 |
| 70 - 74 | 2,013 | 792 | 1,221 | 0 | 1 | 5 | 9 | 5 | 15 | 21 | 20 | 14 | 35 | 74 - 70 |
| 75 - 79 | 847 | 461 | 386 | 0 | 1 | 2 | 1 | 7 | 5 | 6 | 11 | 18 | 5 | 79 - 75 |
| 80 + | 641 | 432 | 209 | 0 | 0 | 1 | 0 | 1 | 4 | 2 | 4 | 8 | 7 | 80+ |

جدول رقم (١١) : السكان الوافدون حسب فئات السن والجنس على مستوى المحافظات

Table No. (11) : Expatriates population by age groups and sex at Governorates level

منتصف عام 2030 Mid-year 2030

| Age Groups | شمال الباطنة | | الداخلية | | البريمي | | مسندم | | ظفار | | مسقط | | فئات السن |
|----------------|---------------|----------------|---------------|----------------|---------------|---------------|--------------|---------------|---------------|----------------|----------------|------------------|----------------|
| | Al - Batinah | North | Ad -Dakhliah | | Al - Buraymi | | Musandam | | Dhofar | | Muscat | | |
| | اناث | ذكور | اناث | ذكور | اناث | ذكور | اناث | ذكور | اناث | ذكور | اناث | ذكور | |
| | Female | Male | Female | Male | Female | Male | Female | Male | Female | Male | Female | Male | |
| Total | 58,130 | 298,147 | 27,657 | 126,087 | 17,403 | 64,976 | 3,072 | 20,052 | 45,419 | 280,482 | 226,338 | 1,088,030 | الجملة |
| 0 - 4 | 1,925 | 2,182 | 967 | 906 | 792 | 700 | 165 | 172 | 2,646 | 2,961 | 12,750 | 13,462 | 4 - 0 |
| 5 - 9 | 1,798 | 1,946 | 1,282 | 1,237 | 1,048 | 1,128 | 143 | 175 | 2,785 | 2,913 | 12,157 | 12,673 | 9 - 5 |
| 10 - 14 | 1,480 | 1,539 | 910 | 945 | 959 | 1,227 | 98 | 164 | 2,319 | 2,451 | 10,014 | 11,045 | 14 - 10 |
| 15 - 19 | 842 | 1,111 | 466 | 432 | 516 | 653 | 66 | 63 | 1,574 | 1,829 | 7,615 | 8,407 | 19 - 15 |
| 20 - 24 | 4,331 | 24,583 | 2,026 | 10,353 | 1,426 | 4,973 | 207 | 1,445 | 2,508 | 22,348 | 12,755 | 79,975 | 24 - 20 |
| 25 - 29 | 16,570 | 83,659 | 7,291 | 33,542 | 4,060 | 15,315 | 704 | 4,589 | 8,007 | 70,723 | 37,307 | 244,685 | 29 - 25 |
| 30 - 34 | 12,604 | 70,537 | 5,883 | 29,584 | 3,167 | 14,014 | 659 | 4,146 | 8,074 | 66,479 | 38,585 | 237,055 | 34 - 30 |
| 35 - 39 | 8,187 | 43,437 | 4,084 | 18,883 | 2,270 | 9,560 | 453 | 3,159 | 6,386 | 41,380 | 31,146 | 169,944 | 39 - 35 |
| 40 - 44 | 5,179 | 27,805 | 2,450 | 12,185 | 1,465 | 6,569 | 258 | 2,447 | 4,760 | 26,317 | 23,974 | 120,907 | 44 - 40 |
| 45 - 49 | 2,606 | 19,741 | 1,181 | 8,781 | 776 | 5,031 | 145 | 1,825 | 2,925 | 19,187 | 16,201 | 85,246 | 49 - 45 |
| 50 - 54 | 1,392 | 12,049 | 677 | 5,116 | 469 | 2,867 | 87 | 1,007 | 1,765 | 11,534 | 11,327 | 49,609 | 54 - 50 |
| 55 - 59 | 742 | 6,811 | 273 | 2,990 | 256 | 1,960 | 45 | 644 | 926 | 8,067 | 6,697 | 35,024 | 59 - 55 |
| 60 - 64 | 247 | 2,214 | 76 | 922 | 110 | 749 | 18 | 191 | 416 | 3,395 | 3,012 | 14,786 | 64 - 60 |
| 65 - 69 | 128 | 408 | 42 | 153 | 39 | 165 | 14 | 22 | 194 | 710 | 1,372 | 3,769 | 69 - 65 |
| 70 - 74 | 65 | 80 | 26 | 44 | 29 | 50 | 7 | 2 | 60 | 133 | 642 | 958 | 74 - 70 |
| 75 - 79 | 20 | 29 | 13 | 8 | 11 | 10 | 1 | 1 | 38 | 37 | 388 | 314 | 79 - 75 |
| 80 + | 14 | 16 | 10 | 6 | 10 | 5 | 2 | 0 | 36 | 18 | 396 | 171 | 80+ |

تابع - continue

جدول رقم (١١) : السكان الوافدون حسب فئات السن والجنس على مستوى المحافظات

Table No. (11) : Expatriates population by age groups and sex at Governorates level

منتصف عام 2030

| Age Groups | الجملة | | | الوسطى | | الظاهرة | | شمال الشرقية | | جنوب الشرقية | | جنوب الباطنة | | فئات السن |
|------------|-------------|---------|-----------|------------|--------|---------------|--------|-----------------------|---------|-----------------------|---------|--------------------|---------|-----------|
| | Total | | | Al - Wusta | | Adh -Dhahirah | | Ash - Sharqiyah North | | Ash - Sharqiyah South | | Al - Batinah South | | |
| | كلا الجنسين | اناث | ذكور | اناث | ذكور | اناث | ذكور | اناث | ذكور | اناث | ذكور | اناث | ذكور | |
| Both Sexes | Female | Male | Female | Male | Female | Male | Female | Male | Female | Male | Female | Male | Female | Male |
| Total | 2,808,461 | 460,163 | 2,348,298 | 2,061 | 26,473 | 13,607 | 68,072 | 16,172 | 122,095 | 23,205 | 123,257 | 27,099 | 130,627 | الجملة |
| 0 - 4 | 45,584 | 22,089 | 23,495 | 71 | 125 | 477 | 396 | 584 | 610 | 648 | 861 | 1,064 | 1,120 | 4 - 0 |
| 5 - 9 | 44,206 | 21,441 | 22,765 | 53 | 59 | 516 | 616 | 297 | 400 | 557 | 685 | 805 | 933 | 9 - 5 |
| 10 - 14 | 36,682 | 17,415 | 19,267 | 15 | 16 | 395 | 409 | 237 | 340 | 420 | 512 | 568 | 619 | 14 - 10 |
| 15 - 19 | 26,100 | 12,306 | 13,794 | 58 | 41 | 144 | 177 | 246 | 200 | 347 | 350 | 432 | 531 | 19 - 15 |
| 20 - 24 | 213,767 | 29,041 | 184,726 | 89 | 1,651 | 1,065 | 5,761 | 1,265 | 11,007 | 1,551 | 11,107 | 1,818 | 11,523 | 24 - 20 |
| 25 - 29 | 684,012 | 97,160 | 586,852 | 495 | 7,552 | 3,921 | 18,474 | 4,646 | 36,662 | 6,656 | 34,854 | 7,503 | 36,797 | 29 - 25 |
| 30 - 34 | 621,880 | 86,896 | 534,984 | 495 | 6,855 | 3,042 | 15,917 | 3,396 | 30,694 | 5,037 | 29,870 | 5,954 | 29,833 | 34 - 30 |
| 35 - 39 | 420,737 | 64,693 | 356,044 | 333 | 4,400 | 2,009 | 10,417 | 2,512 | 18,202 | 3,364 | 18,063 | 3,949 | 18,599 | 39 - 35 |
| 40 - 44 | 285,104 | 45,676 | 239,428 | 261 | 2,588 | 1,043 | 6,618 | 1,560 | 10,661 | 2,290 | 11,127 | 2,436 | 12,204 | 44 - 40 |
| 45 - 49 | 196,723 | 27,721 | 169,002 | 125 | 1,792 | 550 | 4,335 | 751 | 6,807 | 1,154 | 7,710 | 1,307 | 8,547 | 49 - 45 |
| 50 - 54 | 117,259 | 17,856 | 99,403 | 42 | 867 | 260 | 2,725 | 396 | 3,739 | 688 | 4,514 | 753 | 5,376 | 54 - 50 |
| 55 - 59 | 75,206 | 9,896 | 65,310 | 20 | 409 | 99 | 1,619 | 173 | 2,006 | 349 | 2,527 | 316 | 3,253 | 59 - 55 |
| 60 - 64 | 29,753 | 4,185 | 25,568 | 2 | 104 | 43 | 519 | 65 | 654 | 84 | 925 | 112 | 1,109 | 64 - 60 |
| 65 - 69 | 7,584 | 1,929 | 5,655 | 2 | 12 | 35 | 79 | 31 | 89 | 30 | 115 | 42 | 133 | 69 - 65 |
| 70 - 74 | 2,227 | 875 | 1,352 | 0 | 1 | 5 | 9 | 5 | 15 | 22 | 22 | 14 | 38 | 74 - 70 |
| 75 - 79 | 926 | 504 | 422 | 0 | 1 | 2 | 1 | 7 | 5 | 6 | 11 | 18 | 5 | 79 - 75 |
| 80 + | 711 | 480 | 231 | 0 | 0 | 1 | 0 | 1 | 4 | 2 | 4 | 8 | 7 | 80+ |

جدول رقم (١٢) : السكان الوافدون حسب فئات السن والجنس على مستوى المحافظات

Table No. (12) : Expatriates population by age groups and sex at Governorates level

منتصف عام 2035 Mid-year 2035

| Age Groups | شمال الباطنة | | الداخلية | | البريمي | | مسندم | | ظفار | | مسقط | | فئات السن |
|----------------|---------------|----------------|---------------|----------------|---------------|---------------|--------------|---------------|---------------|----------------|----------------|------------------|----------------|
| | Al - Batinah | North | Ad -Dakhliyah | | Al - Buraymi | | Musandam | | Dhofar | | Muscat | | |
| | اناث | ذكور | اناث | ذكور | اناث | ذكور | اناث | ذكور | اناث | ذكور | اناث | ذكور | |
| | Female | Male | Female | Male | Female | Male | Female | Male | Female | Male | Female | Male | |
| Total | 64,299 | 329,681 | 30,615 | 139,439 | 19,254 | 71,857 | 3,429 | 22,178 | 50,294 | 310,185 | 250,278 | 1,203,020 | الجملة |
| 0 - 4 | 2,129 | 2,414 | 1,071 | 1,001 | 873 | 773 | 185 | 190 | 2,928 | 3,276 | 14,096 | 14,883 | 4 - 0 |
| 5 - 9 | 1,992 | 2,152 | 1,420 | 1,367 | 1,159 | 1,249 | 161 | 193 | 3,081 | 3,224 | 13,445 | 14,012 | 9 - 5 |
| 10 - 14 | 1,635 | 1,700 | 1,010 | 1,041 | 1,059 | 1,357 | 110 | 178 | 2,565 | 2,709 | 11,073 | 12,212 | 14 - 10 |
| 15 - 19 | 932 | 1,229 | 513 | 480 | 570 | 721 | 72 | 71 | 1,740 | 2,025 | 8,422 | 9,299 | 19 - 15 |
| 20 - 24 | 4,791 | 27,182 | 2,244 | 11,448 | 1,578 | 5,498 | 231 | 1,599 | 2,784 | 24,717 | 14,105 | 88,425 | 24 - 20 |
| 25 - 29 | 18,313 | 92,500 | 8,057 | 37,085 | 4,488 | 16,932 | 775 | 5,073 | 8,861 | 78,201 | 41,251 | 270,547 | 29 - 25 |
| 30 - 34 | 13,937 | 77,992 | 6,501 | 32,711 | 3,506 | 15,494 | 734 | 4,585 | 8,931 | 73,508 | 42,661 | 262,113 | 34 - 30 |
| 35 - 39 | 9,053 | 48,027 | 4,514 | 20,884 | 2,512 | 10,572 | 506 | 3,493 | 7,066 | 45,754 | 34,431 | 187,902 | 39 - 35 |
| 40 - 44 | 5,726 | 30,744 | 2,708 | 13,474 | 1,620 | 7,263 | 289 | 2,706 | 5,271 | 29,105 | 26,506 | 133,682 | 44 - 40 |
| 45 - 49 | 2,883 | 21,827 | 1,308 | 9,710 | 858 | 5,563 | 159 | 2,017 | 3,244 | 21,217 | 17,915 | 94,253 | 49 - 45 |
| 50 - 54 | 1,538 | 13,324 | 749 | 5,655 | 520 | 3,171 | 96 | 1,113 | 1,958 | 12,765 | 12,529 | 54,851 | 54 - 50 |
| 55 - 59 | 822 | 7,530 | 312 | 3,306 | 285 | 2,171 | 51 | 713 | 1,029 | 8,916 | 7,403 | 38,726 | 59 - 55 |
| 60 - 64 | 278 | 2,447 | 92 | 1,022 | 123 | 831 | 24 | 212 | 464 | 3,765 | 3,334 | 16,346 | 64 - 60 |
| 65 - 69 | 145 | 460 | 54 | 175 | 45 | 186 | 19 | 29 | 220 | 790 | 1,516 | 4,168 | 69 - 65 |
| 70 - 74 | 78 | 94 | 28 | 58 | 31 | 55 | 11 | 4 | 69 | 149 | 718 | 1,060 | 74 - 70 |
| 75 - 79 | 28 | 37 | 20 | 13 | 13 | 14 | 2 | 2 | 43 | 43 | 434 | 349 | 79 - 75 |
| 80 + | 19 | 22 | 14 | 9 | 14 | 7 | 4 | 0 | 40 | 21 | 439 | 192 | 80+ |

تابع - continue

جدول رقم (١٢) : السكان الوافدون حسب فئات السن والجنس على مستوى المحافظات

Table No. (12) : Expatriates population by age groups and sex at Governorates level

منتصف عام 2035

| Age Groups | الجملة | | | الوسطى | | الظاهرة | | شمال الشرقية | | جنوب الشرقية | | جنوب الباطنة | | فئات السن |
|--------------|------------------|----------------|------------------|--------------|---------------|---------------|---------------|-----------------------|----------------|-----------------------|----------------|--------------------|----------------|---------------|
| | Total | | | Al - Wusta | | Adh -Dhahirah | | Ash - Sharqiyah North | | Ash - Sharqiyah South | | Al - Batinah South | | |
| | كلا الجنسين | اناث | ذكور | اناث | ذكور | اناث | ذكور | اناث | ذكور | اناث | ذكور | اناث | ذكور | |
| Both Sexes | Female | Male | Female | Male | Female | Male | Female | Male | Female | Male | Female | Male | | |
| Total | 3,105,882 | 509,169 | 2,596,713 | 2,308 | 29,290 | 15,064 | 75,280 | 17,924 | 135,031 | 25,696 | 136,295 | 30,008 | 144,457 | الجملة |
| 0 - 4 | 50,419 | 24,438 | 25,981 | 80 | 141 | 530 | 439 | 648 | 673 | 720 | 951 | 1,178 | 1,240 | 4 - 0 |
| 5 - 9 | 48,916 | 23,733 | 25,183 | 60 | 68 | 571 | 682 | 332 | 443 | 618 | 758 | 894 | 1,035 | 9 - 5 |
| 10 - 14 | 40,554 | 19,266 | 21,288 | 18 | 17 | 436 | 452 | 263 | 374 | 466 | 565 | 631 | 683 | 14 - 10 |
| 15 - 19 | 28,884 | 13,613 | 15,271 | 65 | 46 | 160 | 196 | 274 | 224 | 387 | 393 | 478 | 587 | 19 - 15 |
| 20 - 24 | 236,411 | 32,148 | 204,263 | 101 | 1,827 | 1,177 | 6,371 | 1,407 | 12,171 | 1,717 | 12,285 | 2,013 | 12,740 | 24 - 20 |
| 25 - 29 | 756,305 | 107,421 | 648,884 | 546 | 8,351 | 4,337 | 20,429 | 5,136 | 40,540 | 7,360 | 38,536 | 8,297 | 40,690 | 29 - 25 |
| 30 - 34 | 687,622 | 96,088 | 591,534 | 547 | 7,578 | 3,362 | 17,604 | 3,756 | 33,941 | 5,571 | 33,022 | 6,582 | 32,986 | 34 - 30 |
| 35 - 39 | 465,208 | 71,534 | 393,674 | 368 | 4,863 | 2,221 | 11,515 | 2,779 | 20,126 | 3,719 | 19,971 | 4,365 | 20,567 | 39 - 35 |
| 40 - 44 | 315,265 | 50,521 | 264,744 | 292 | 2,863 | 1,156 | 7,319 | 1,726 | 11,792 | 2,533 | 12,302 | 2,694 | 13,494 | 44 - 40 |
| 45 - 49 | 217,546 | 30,677 | 186,869 | 145 | 1,983 | 610 | 4,792 | 831 | 7,529 | 1,278 | 8,525 | 1,446 | 9,453 | 49 - 45 |
| 50 - 54 | 129,691 | 19,771 | 109,920 | 53 | 959 | 289 | 3,012 | 442 | 4,132 | 762 | 4,991 | 835 | 5,947 | 54 - 50 |
| 55 - 59 | 83,180 | 10,973 | 72,207 | 25 | 455 | 113 | 1,788 | 196 | 2,218 | 385 | 2,792 | 352 | 3,592 | 59 - 55 |
| 60 - 64 | 32,966 | 4,674 | 28,292 | 4 | 117 | 50 | 572 | 79 | 727 | 99 | 1,024 | 127 | 1,229 | 64 - 60 |
| 65 - 69 | 8,470 | 2,167 | 6,303 | 4 | 18 | 39 | 92 | 35 | 105 | 36 | 127 | 54 | 153 | 69 - 65 |
| 70 - 74 | 2,533 | 1,003 | 1,530 | 0 | 2 | 7 | 15 | 7 | 21 | 32 | 29 | 22 | 43 | 74 - 70 |
| 75 - 79 | 1,086 | 591 | 495 | 0 | 2 | 4 | 2 | 11 | 10 | 9 | 16 | 27 | 7 | 79 - 75 |
| 80 + | 826 | 551 | 275 | 0 | 0 | 2 | 0 | 2 | 5 | 4 | 8 | 13 | 11 | 80+ |

جدول رقم (١٣) : السكان الوافدون حسب فئات السن والجنس على مستوى المحافظات

Table No. (13) : Expatriates population by age groups and sex at Governorates level

منتصف عام 2040 Mid-year 2040

| Age Groups | شمال الباطنة | | الداخلية | | البريمي | | مسندم | | ظفار | | مسقط | | فئات السن |
|----------------|---------------|----------------|---------------|----------------|---------------|---------------|--------------|---------------|---------------|----------------|----------------|------------------|----------------|
| | Al - Batinah | North | Ad -Dakhliyah | | Al - Buraymi | | Musandam | | Dhofar | | Muscat | | |
| | اناث | ذكور | اناث | ذكور | اناث | ذكور | اناث | ذكور | اناث | ذكور | اناث | ذكور | |
| | Female | Male | Female | Male | Female | Male | Female | Male | Female | Male | Female | Male | |
| Total | 70,874 | 363,457 | 33,743 | 153,719 | 21,220 | 79,213 | 3,759 | 24,447 | 55,406 | 341,940 | 275,913 | 1,326,301 | الجملة |
| 0 - 4 | 2,348 | 2,661 | 1,183 | 1,105 | 965 | 851 | 202 | 210 | 3,226 | 3,608 | 15,540 | 16,409 | 4 - 0 |
| 5 - 9 | 2,193 | 2,373 | 1,565 | 1,505 | 1,277 | 1,375 | 174 | 212 | 3,392 | 3,552 | 14,819 | 15,444 | 9 - 5 |
| 10 - 14 | 1,801 | 1,876 | 1,110 | 1,147 | 1,168 | 1,496 | 117 | 197 | 2,824 | 2,989 | 12,207 | 13,464 | 14 - 10 |
| 15 - 19 | 1,027 | 1,356 | 568 | 529 | 628 | 796 | 79 | 77 | 1,918 | 2,231 | 9,284 | 10,252 | 19 - 15 |
| 20 - 24 | 5,279 | 29,967 | 2,473 | 12,617 | 1,737 | 6,062 | 255 | 1,764 | 3,065 | 27,249 | 15,550 | 97,483 | 24 - 20 |
| 25 - 29 | 20,193 | 101,981 | 8,886 | 40,891 | 4,949 | 18,668 | 856 | 5,594 | 9,768 | 86,217 | 45,479 | 298,271 | 29 - 25 |
| 30 - 34 | 15,365 | 85,984 | 7,172 | 36,063 | 3,864 | 17,081 | 809 | 5,053 | 9,843 | 81,039 | 47,033 | 288,977 | 34 - 30 |
| 35 - 39 | 9,983 | 52,948 | 4,977 | 23,023 | 2,769 | 11,657 | 553 | 3,850 | 7,788 | 50,442 | 37,962 | 207,158 | 39 - 35 |
| 40 - 44 | 6,316 | 33,894 | 2,985 | 14,856 | 1,785 | 8,008 | 317 | 2,983 | 5,805 | 32,084 | 29,227 | 147,384 | 44 - 40 |
| 45 - 49 | 3,179 | 24,067 | 1,436 | 10,703 | 946 | 6,134 | 176 | 2,224 | 3,572 | 23,386 | 19,752 | 103,908 | 49 - 45 |
| 50 - 54 | 1,695 | 14,687 | 828 | 6,237 | 573 | 3,494 | 105 | 1,229 | 2,155 | 14,067 | 13,807 | 60,469 | 54 - 50 |
| 55 - 59 | 904 | 8,300 | 339 | 3,645 | 313 | 2,390 | 55 | 785 | 1,133 | 9,827 | 8,166 | 42,697 | 59 - 55 |
| 60 - 64 | 301 | 2,699 | 100 | 1,125 | 136 | 916 | 25 | 233 | 510 | 4,146 | 3,673 | 18,025 | 64 - 60 |
| 65 - 69 | 158 | 504 | 57 | 190 | 48 | 205 | 19 | 30 | 240 | 871 | 1,670 | 4,598 | 69 - 65 |
| 70 - 74 | 83 | 99 | 29 | 61 | 35 | 59 | 11 | 4 | 76 | 163 | 785 | 1,167 | 74 - 70 |
| 75 - 79 | 29 | 39 | 21 | 13 | 13 | 14 | 2 | 2 | 47 | 46 | 476 | 383 | 79 - 75 |
| 80 + | 20 | 22 | 14 | 9 | 14 | 7 | 4 | 0 | 44 | 23 | 483 | 212 | 80+ |

تابع - continue

جدول رقم (١٣) : السكان الوافدون حسب فئات السن والجنس على مستوى المحافظات
Table No. (13) : Expatriates population by age groups and sex at Governorates level
منتصف عام 2040

| Age Groups | الجملة | | | الوسطى | | الظاهرة | | شمال الشرقية | | جنوب الشرقية | | جنوب الباطنة | | فئات السن |
|----------------|------------------|----------------|------------------|--------------|---------------|---------------|---------------|-----------------------|----------------|-----------------------|----------------|--------------------|----------------|----------------|
| | Total | | | Al - Wusta | | Adh -Dhahirah | | Ash - Sharqiyah North | | Ash - Sharqiyah South | | Al - Batinah South | | |
| | كلا الجنسين | اناث | ذكور | اناث | ذكور | اناث | ذكور | اناث | ذكور | اناث | ذكور | اناث | ذكور | |
| Both Sexes | Female | Male | Female | Male | Female | Male | Female | Male | Female | Male | Female | Male | Female | Male |
| Total | 3,423,868 | 561,136 | 2,862,732 | 2,529 | 32,277 | 16,594 | 83,000 | 19,735 | 148,860 | 28,306 | 150,264 | 33,057 | 159,254 | الجملة |
| 0 - 4 | 55,589 | 26,944 | 28,645 | 89 | 155 | 582 | 484 | 715 | 742 | 793 | 1,051 | 1,301 | 1,369 | 4 - 0 |
| 5 - 9 | 53,876 | 26,136 | 27,740 | 65 | 72 | 628 | 750 | 362 | 486 | 678 | 834 | 983 | 1,137 | 9 - 5 |
| 10 - 14 | 44,693 | 21,219 | 23,474 | 18 | 18 | 482 | 499 | 288 | 413 | 512 | 621 | 692 | 754 | 14 - 10 |
| 15 - 19 | 31,824 | 14,998 | 16,826 | 69 | 50 | 173 | 216 | 301 | 246 | 425 | 428 | 526 | 645 | 19 - 15 |
| 20 - 24 | 260,620 | 35,429 | 225,191 | 111 | 2,017 | 1,299 | 7,025 | 1,546 | 13,419 | 1,894 | 13,543 | 2,220 | 14,045 | 24 - 20 |
| 25 - 29 | 833,835 | 118,439 | 715,396 | 603 | 9,207 | 4,782 | 22,521 | 5,665 | 44,698 | 8,113 | 42,489 | 9,145 | 44,859 | 29 - 25 |
| 30 - 34 | 758,081 | 105,931 | 652,150 | 603 | 8,355 | 3,706 | 19,405 | 4,140 | 37,418 | 6,140 | 36,410 | 7,256 | 36,365 | 34 - 30 |
| 35 - 39 | 512,872 | 78,850 | 434,022 | 404 | 5,361 | 2,447 | 12,699 | 3,059 | 22,188 | 4,096 | 22,019 | 4,812 | 22,677 | 39 - 35 |
| 40 - 44 | 347,566 | 55,696 | 291,870 | 319 | 3,153 | 1,274 | 8,070 | 1,904 | 12,999 | 2,792 | 13,561 | 2,972 | 14,878 | 44 - 40 |
| 45 - 49 | 239,822 | 33,804 | 206,018 | 157 | 2,188 | 673 | 5,288 | 914 | 8,299 | 1,408 | 9,398 | 1,591 | 10,423 | 49 - 45 |
| 50 - 54 | 142,953 | 21,776 | 121,177 | 56 | 1,054 | 315 | 3,322 | 487 | 4,557 | 839 | 5,505 | 916 | 6,556 | 54 - 50 |
| 55 - 59 | 91,692 | 12,088 | 79,604 | 27 | 499 | 124 | 1,972 | 214 | 2,447 | 425 | 3,082 | 388 | 3,960 | 59 - 55 |
| 60 - 64 | 36,314 | 5,131 | 31,183 | 4 | 125 | 54 | 631 | 83 | 800 | 107 | 1,129 | 138 | 1,354 | 64 - 60 |
| 65 - 69 | 9,304 | 2,367 | 6,937 | 4 | 19 | 42 | 101 | 37 | 112 | 37 | 139 | 55 | 168 | 69 - 65 |
| 70 - 74 | 2,756 | 1,088 | 1,668 | 0 | 2 | 7 | 15 | 7 | 21 | 33 | 31 | 22 | 46 | 74 - 70 |
| 75 - 79 | 1,174 | 640 | 534 | 0 | 2 | 4 | 2 | 11 | 10 | 10 | 16 | 27 | 7 | 79 - 75 |
| 80 + | 897 | 600 | 297 | 0 | 0 | 2 | 0 | 2 | 5 | 4 | 8 | 13 | 11 | 80+ |

جدول رقم (١٤) : السكان العمانيون حسب فئات السن والجنس على مستوى ولايات محافظة مسقط

Table No (14) : Omani population by age groups and sex in Wilayats of Muscat Governorate

منتصف عام 2020 Mid-year 2020

| Age Groups | الجملة | | | قريات | | السيب | | بوشهر | | العمرات | | مطرح | | مسقط | | فئات السن |
|--------------|----------------|----------------|----------------|---------------|---------------|----------------|----------------|---------------|---------------|---------------|---------------|---------------|---------------|---------------|---------------|---------------|
| | Total | | | Qurayyat | | As Seeb | | Bawshar | | Al Amrat | | Mutrah | | Muscat | | |
| | كلا الجنسين | اناث | ذكور | اناث | ذكور | اناث | ذكور | اناث | ذكور | اناث | ذكور | اناث | ذكور | اناث | ذكور | |
| | Both Sexes | Female | Male | Female | Male | Female | Male | Female | Male | Female | Male | Female | Male | Female | Male | |
| Total | 561,970 | 276,077 | 285,893 | 25,535 | 24,347 | 129,098 | 134,565 | 48,068 | 50,871 | 34,247 | 34,354 | 27,087 | 29,247 | 12,042 | 12,509 | الجملة |
| 0 - 4 | 78,333 | 38,401 | 39,932 | 3,549 | 3,693 | 18,499 | 19,288 | 6,281 | 6,647 | 4,777 | 5,147 | 3,641 | 3,511 | 1,654 | 1,646 | 4 - 0 |
| 5 - 9 | 69,077 | 34,011 | 35,066 | 3,114 | 3,314 | 16,582 | 17,002 | 5,800 | 6,006 | 4,391 | 4,531 | 2,825 | 2,953 | 1,299 | 1,260 | 9 - 5 |
| 10 - 14 | 49,285 | 24,361 | 24,924 | 2,593 | 2,652 | 11,712 | 12,102 | 4,053 | 4,228 | 3,101 | 3,019 | 1,900 | 1,937 | 1,002 | 986 | 14 - 10 |
| 15 - 19 | 40,086 | 19,488 | 20,598 | 2,046 | 2,129 | 9,255 | 10,071 | 3,247 | 3,302 | 2,406 | 2,372 | 1,703 | 1,776 | 831 | 948 | 19 - 15 |
| 20 - 24 | 45,111 | 21,250 | 23,861 | 1,983 | 1,839 | 9,956 | 11,874 | 3,712 | 4,161 | 2,537 | 2,485 | 2,142 | 2,396 | 920 | 1,106 | 24 - 20 |
| 25 - 29 | 51,887 | 25,104 | 26,783 | 2,221 | 2,124 | 11,603 | 12,157 | 4,325 | 4,842 | 3,128 | 3,103 | 2,670 | 3,240 | 1,157 | 1,317 | 29 - 25 |
| 30 - 34 | 54,376 | 26,468 | 27,908 | 2,146 | 1,925 | 12,386 | 12,473 | 4,411 | 4,915 | 3,487 | 3,554 | 2,851 | 3,605 | 1,187 | 1,436 | 34 - 30 |
| 35 - 39 | 51,006 | 25,285 | 25,721 | 1,938 | 1,713 | 11,791 | 11,877 | 4,715 | 4,751 | 3,177 | 3,199 | 2,559 | 2,996 | 1,105 | 1,185 | 39 - 35 |
| 40 - 44 | 41,272 | 20,360 | 20,912 | 1,618 | 1,248 | 9,615 | 10,134 | 3,962 | 4,087 | 2,321 | 2,428 | 1,977 | 2,196 | 867 | 819 | 44 - 40 |
| 45 - 49 | 25,239 | 11,695 | 13,544 | 967 | 969 | 5,422 | 6,484 | 2,297 | 2,821 | 1,356 | 1,378 | 1,225 | 1,366 | 428 | 526 | 49 - 45 |
| 50 - 54 | 15,743 | 7,545 | 8,198 | 657 | 615 | 3,327 | 3,710 | 1,400 | 1,801 | 918 | 874 | 901 | 865 | 342 | 333 | 54 - 50 |
| 55 - 59 | 12,531 | 6,229 | 6,302 | 595 | 539 | 2,591 | 2,623 | 1,157 | 1,378 | 734 | 769 | 786 | 722 | 366 | 271 | 59 - 55 |
| 60 - 64 | 9,522 | 5,139 | 4,383 | 565 | 436 | 2,168 | 1,798 | 851 | 791 | 630 | 532 | 643 | 605 | 282 | 221 | 64 - 60 |
| 65 - 69 | 6,174 | 3,551 | 2,623 | 465 | 311 | 1,420 | 1,109 | 603 | 427 | 419 | 297 | 449 | 350 | 195 | 129 | 69 - 65 |
| 70 - 74 | 4,651 | 2,697 | 1,954 | 341 | 289 | 1,110 | 767 | 417 | 245 | 346 | 249 | 317 | 280 | 166 | 124 | 74 - 70 |
| 75 - 79 | 3,373 | 1,985 | 1,388 | 295 | 232 | 747 | 470 | 358 | 227 | 259 | 163 | 224 | 208 | 102 | 88 | 79 - 75 |
| 80 + | 4,304 | 2,508 | 1,796 | 442 | 319 | 914 | 626 | 479 | 242 | 260 | 254 | 274 | 241 | 139 | 114 | 80+ |

جدول رقم (١٥) : السكان العمانيون حسب فئات السن والجنس على مستوى ولايات محافظة ظفار

Table No. (15) : Omani population by age groups and sex in Wilayats of Dhofar Governorate
منتصف عام 2020

| Age Groups | ثمريرت | | رخيوت | | مرباط | | طاقفة | | صلالة | | فئات السن |
|----------------|--------------|--------------|--------------|--------------|--------------|--------------|---------------|---------------|---------------|---------------|----------------|
| | Thumrayt | | Rakhyut | | Mirbat | | Taqah | | Salalah | | |
| | اناث | ذكور | اناث | ذكور | اناث | ذكور | اناث | ذكور | اناث | ذكور | |
| | Female | Male | Female | Male | Female | Male | Female | Male | Female | Male | |
| Total | 5,794 | 6,166 | 2,542 | 2,569 | 6,962 | 7,233 | 10,246 | 10,567 | 73,591 | 76,654 | الجملة |
| 0 - 4 | 1,007 | 1,159 | 339 | 326 | 795 | 882 | 1,292 | 1,383 | 9,931 | 10,451 | 4 - 0 |
| 5 - 9 | 882 | 949 | 334 | 348 | 751 | 845 | 1,186 | 1,274 | 8,863 | 9,279 | 9 - 5 |
| 10 - 14 | 552 | 638 | 280 | 262 | 647 | 696 | 968 | 1,033 | 6,802 | 6,979 | 14 - 10 |
| 15 - 19 | 461 | 461 | 215 | 202 | 543 | 543 | 834 | 841 | 5,250 | 5,509 | 19 - 15 |
| 20 - 24 | 408 | 448 | 206 | 220 | 619 | 631 | 925 | 889 | 6,002 | 6,333 | 24 - 20 |
| 25 - 29 | 551 | 544 | 222 | 260 | 759 | 806 | 1,032 | 1,152 | 7,534 | 7,523 | 29 - 25 |
| 30 - 34 | 475 | 542 | 143 | 197 | 643 | 714 | 921 | 1,001 | 7,530 | 8,071 | 34 - 30 |
| 35 - 39 | 329 | 343 | 141 | 153 | 401 | 454 | 565 | 717 | 5,733 | 6,621 | 39 - 35 |
| 40 - 44 | 306 | 276 | 195 | 154 | 389 | 398 | 539 | 536 | 4,523 | 4,657 | 44 - 40 |
| 45 - 49 | 186 | 227 | 114 | 122 | 344 | 301 | 465 | 442 | 2,797 | 3,387 | 49 - 45 |
| 50 - 54 | 129 | 139 | 68 | 88 | 230 | 270 | 370 | 378 | 2,170 | 2,385 | 54 - 50 |
| 55 - 59 | 101 | 99 | 59 | 65 | 203 | 195 | 287 | 218 | 1,704 | 1,695 | 59 - 55 |
| 60 - 64 | 81 | 63 | 71 | 51 | 210 | 151 | 228 | 219 | 1,537 | 1,218 | 64 - 60 |
| 65 - 69 | 75 | 81 | 61 | 35 | 153 | 110 | 203 | 161 | 1,042 | 820 | 69 - 65 |
| 70 - 74 | 75 | 55 | 39 | 20 | 101 | 58 | 178 | 95 | 812 | 559 | 74 - 70 |
| 75 - 79 | 67 | 45 | 32 | 16 | 90 | 47 | 136 | 96 | 545 | 432 | 79 - 75 |
| 80 + | 109 | 97 | 23 | 50 | 84 | 132 | 117 | 132 | 816 | 735 | 80+ |

تابع - continue

جدول رقم (١٥) : السكان العمانيون حسب فئات السن والجنس على مستوى ولايات محافظة ظفار

Table No. (15) : Omani population by age groups and sex in Wilayats of Dhofar Governorate
منتصف عام 2020

| Age Groups | الجملة | | | سحد | | شليم وجزر الحلايبات | | مقشبن | | المزبونة | | ضلكوت | | فئات السن |
|--------------|----------------|----------------|----------------|--------------|--------------|------------------------------|--------------|------------|------------|--------------|--------------|--------------|--------------|---------------|
| | Total | | | Sadh | | Shalim wa juzur al Hallniyat | | Muqshin | | Al Mazuynah | | Dalkut | | |
| | كلا الجنسين | اناث | ذكور | اناث | ذكور | اناث | ذكور | اناث | ذكور | اناث | ذكور | اناث | ذكور | |
| | Both Sexes | Female | Male | Female | Male | Female | Male | Female | Male | Female | Male | Female | Male | |
| Total | 228,767 | 111,967 | 116,800 | 3,097 | 3,274 | 2,164 | 2,114 | 511 | 554 | 5,610 | 6,103 | 1,450 | 1,566 | الجملة |
| 0 - 4 | 5,763 | 15,333 | 16,449 | 404 | 463 | 318 | 342 | 76 | 81 | 951 | 1,127 | 220 | 235 | 4 - 0 |
| 5 - 9 | 5,248 | 13,818 | 14,692 | 366 | 398 | 327 | 322 | 71 | 78 | 863 | 1,034 | 175 | 165 | 9 - 5 |
| 10 - 14 | 3,956 | 10,654 | 11,114 | 302 | 324 | 249 | 224 | 50 | 62 | 666 | 717 | 138 | 179 | 14 - 10 |
| 15 - 19 | 2,964 | 8,386 | 8,593 | 239 | 267 | 188 | 156 | 34 | 43 | 506 | 451 | 116 | 120 | 19 - 15 |
| 20 - 24 | 3,126 | 9,258 | 9,585 | 286 | 301 | 180 | 158 | 46 | 48 | 457 | 431 | 129 | 126 | 24 - 20 |
| 25 - 29 | 3,840 | 11,283 | 11,520 | 350 | 350 | 236 | 184 | 49 | 66 | 402 | 478 | 148 | 157 | 29 - 25 |
| 30 - 34 | 3,221 | 10,494 | 11,412 | 236 | 297 | 133 | 141 | 43 | 45 | 281 | 284 | 89 | 120 | 34 - 30 |
| 35 - 39 | 2,290 | 7,882 | 9,026 | 164 | 159 | 99 | 128 | 41 | 29 | 324 | 307 | 85 | 115 | 39 - 35 |
| 40 - 44 | 1,989 | 6,692 | 6,740 | 146 | 143 | 115 | 127 | 24 | 21 | 341 | 334 | 114 | 94 | 44 - 40 |
| 45 - 49 | 1,578 | 4,441 | 5,048 | 136 | 160 | 88 | 58 | 18 | 22 | 225 | 246 | 68 | 83 | 49 - 45 |
| 50 - 54 | 1,318 | 3,307 | 3,751 | 104 | 110 | 58 | 89 | 13 | 22 | 128 | 222 | 37 | 48 | 54 - 50 |
| 55 - 59 | 836 | 2,644 | 2,573 | 121 | 95 | 54 | 46 | 17 | 12 | 68 | 106 | 30 | 42 | 59 - 55 |
| 60 - 64 | 711 | 2,400 | 1,953 | 70 | 67 | 45 | 37 | 1 | 10 | 117 | 113 | 40 | 24 | 64 - 60 |
| 65 - 69 | 561 | 1,712 | 1,410 | 75 | 64 | 19 | 38 | 5 | 3 | 52 | 69 | 27 | 29 | 69 - 65 |
| 70 - 74 | 321 | 1,327 | 891 | 34 | 30 | 16 | 15 | 0 | 0 | 51 | 48 | 21 | 11 | 74 - 70 |
| 75 - 79 | 285 | 988 | 720 | 44 | 17 | 11 | 16 | 8 | 0 | 52 | 48 | 3 | 3 | 79 - 75 |
| 80 + | 573 | 1,348 | 1,323 | 20 | 29 | 28 | 33 | 15 | 12 | 126 | 88 | 10 | 15 | 80+ |

جدول رقم (١٦) : السكان العمانيون حسب فئات السن والجنس على مستوى ولايات محافظة مسندم

Table No. (16) : Omani population by age groups and sex in Wilayats of Musandum Governorate

منتصف عام 2020

| Age Groups | الجملة | | | مدحا | | بخا | | دبا | | خصب | | فئات السن |
|--------------|---------------|---------------|---------------|--------------|--------------|--------------|--------------|--------------|--------------|--------------|--------------|---------------|
| | Total | | | Madha | | Bukha | | Daba | | Khasab | | |
| | كلا الجنسين | اناث | ذكور | اناث | ذكور | اناث | ذكور | اناث | ذكور | اناث | ذكور | |
| | Both Sexes | Female | Male | Female | Male | Female | Male | Female | Male | Female | Male | |
| Total | 30,395 | 14,774 | 15,621 | 1,389 | 1,481 | 1,373 | 1,398 | 2,793 | 2,952 | 9,219 | 9,790 | الجملة |
| 0 - 4 | 4,049 | 1,976 | 2,073 | 233 | 219 | 153 | 145 | 370 | 372 | 1,220 | 1,337 | 4 - 0 |
| 5 - 9 | 3,440 | 1,738 | 1,702 | 173 | 192 | 156 | 145 | 355 | 328 | 1,054 | 1,037 | 9 - 5 |
| 10 - 14 | 2,594 | 1,264 | 1,330 | 144 | 146 | 98 | 79 | 252 | 264 | 770 | 841 | 14 - 10 |
| 15 - 19 | 2,254 | 1,101 | 1,153 | 111 | 124 | 87 | 95 | 214 | 213 | 689 | 721 | 19 - 15 |
| 20 - 24 | 2,462 | 1,206 | 1,256 | 120 | 135 | 104 | 101 | 226 | 218 | 756 | 802 | 24 - 20 |
| 25 - 29 | 3,133 | 1,476 | 1,657 | 122 | 150 | 141 | 174 | 299 | 345 | 914 | 988 | 29 - 25 |
| 30 - 34 | 2,871 | 1,330 | 1,541 | 115 | 112 | 120 | 173 | 239 | 291 | 856 | 965 | 34 - 30 |
| 35 - 39 | 2,211 | 1,102 | 1,109 | 124 | 103 | 135 | 104 | 187 | 213 | 656 | 689 | 39 - 35 |
| 40 - 44 | 1,691 | 799 | 892 | 58 | 100 | 67 | 77 | 145 | 167 | 529 | 548 | 44 - 40 |
| 45 - 49 | 1,058 | 502 | 556 | 28 | 62 | 56 | 79 | 101 | 104 | 317 | 311 | 49 - 45 |
| 50 - 54 | 840 | 424 | 416 | 34 | 24 | 29 | 22 | 101 | 92 | 260 | 278 | 54 - 50 |
| 55 - 59 | 992 | 490 | 502 | 35 | 20 | 63 | 52 | 80 | 77 | 312 | 353 | 59 - 55 |
| 60 - 64 | 890 | 465 | 425 | 24 | 23 | 51 | 37 | 84 | 67 | 306 | 298 | 64 - 60 |
| 65 - 69 | 655 | 315 | 340 | 8 | 12 | 48 | 27 | 53 | 64 | 206 | 237 | 69 - 65 |
| 70 - 74 | 464 | 224 | 240 | 16 | 12 | 25 | 26 | 43 | 54 | 140 | 148 | 74 - 70 |
| 75 - 79 | 390 | 198 | 192 | 17 | 20 | 27 | 30 | 20 | 42 | 134 | 100 | 79 - 75 |
| 80 + | 401 | 164 | 237 | 27 | 27 | 13 | 32 | 24 | 41 | 100 | 137 | 80+ |

جدول رقم (١٧) : السكان العمانيون حسب فئات السن والجنس على مستوى ولايات محافظة البريمي

Table No. (17) : Omani population by age groups and sex in the Wilayat of Al Buraymi Governorate

منتصف عام 2020 Mid-year 2020

| Age Groups | الجملة | | | السنية | | محضة | | البريمي | | فئات السن |
|--------------|---------------------------|----------------|---------------|----------------|--------------|----------------|--------------|----------------|---------------|---------------|
| | Total | | | As Sunaynah | | Mahdah | | Al Buraymi | | |
| | كلا الجنسين Both Sexes | اناث Female | ذكور Male | اناث Female | ذكور Male | اناث Female | ذكور Male | اناث Female | ذكور Male | |
| Total | 61,122 | 29,223 | 31,899 | 198 | 237 | 3,051 | 3,374 | 25,974 | 28,288 | الجملة |
| 0 - 4 | 8,906 | 4,248 | 4,658 | 37 | 36 | 429 | 552 | 3,782 | 4,070 | 4 - 0 |
| 5 - 9 | 8,056 | 3,891 | 4,165 | 35 | 37 | 434 | 478 | 3,422 | 3,650 | 9 - 5 |
| 10 - 14 | 6,217 | 3,066 | 3,151 | 24 | 28 | 370 | 409 | 2,672 | 2,714 | 14 - 10 |
| 15 - 19 | 4,960 | 2,360 | 2,600 | 18 | 19 | 271 | 283 | 2,071 | 2,298 | 19 - 15 |
| 20 - 24 | 5,063 | 2,383 | 2,680 | 16 | 21 | 257 | 278 | 2,110 | 2,381 | 24 - 20 |
| 25 - 29 | 5,769 | 2,744 | 3,025 | 13 | 13 | 262 | 284 | 2,469 | 2,728 | 29 - 25 |
| 30 - 34 | 5,655 | 2,686 | 2,969 | 8 | 20 | 262 | 262 | 2,416 | 2,687 | 34 - 30 |
| 35 - 39 | 4,524 | 2,181 | 2,343 | 15 | 7 | 195 | 243 | 1,971 | 2,093 | 39 - 35 |
| 40 - 44 | 3,624 | 1,660 | 1,964 | 7 | 15 | 130 | 177 | 1,523 | 1,772 | 44 - 40 |
| 45 - 49 | 2,227 | 1,086 | 1,141 | 14 | 6 | 97 | 81 | 975 | 1,054 | 49 - 45 |
| 50 - 54 | 1,567 | 752 | 815 | 2 | 8 | 84 | 62 | 666 | 745 | 54 - 50 |
| 55 - 59 | 1,491 | 655 | 836 | 1 | 6 | 92 | 67 | 562 | 763 | 59 - 55 |
| 60 - 64 | 1,005 | 481 | 524 | 2 | 8 | 44 | 58 | 435 | 458 | 64 - 60 |
| 65 - 69 | 674 | 360 | 314 | 0 | 2 | 40 | 43 | 320 | 269 | 69 - 65 |
| 70 - 74 | 477 | 253 | 224 | 2 | 1 | 39 | 33 | 212 | 190 | 74 - 70 |
| 75 - 79 | 387 | 203 | 184 | 0 | 3 | 17 | 13 | 186 | 168 | 79 - 75 |
| 80 + | 520 | 214 | 306 | 4 | 7 | 28 | 51 | 182 | 248 | 80+ |

جدول رقم (١٨) : السكان العمانيون حسب فئات السن والجنس على مستوى ولايات محافظة الداخلية

Table No. (18) : Omani population by age groups and sex at in the Wilayat of Ad Dakhliyah Governorate

منتصف عام 2020

| Age Groups | الحمراء Al Hamra | | منح Manah | | بهلاء Bahla | | نزوى Nizwa | | فئات السن |
|--------------|---------------------|---------------|----------------|--------------|----------------|---------------|----------------|---------------|---------------|
| | اناث Female | ذكور Male | اناث Female | ذكور Male | اناث Female | ذكور Male | اناث Female | ذكور Male | |
| Total | 12,983 | 12,641 | 9,260 | 9,050 | 37,378 | 37,419 | 46,717 | 46,837 | الجملة |
| 0 - 4 | 1,917 | 1,973 | 1,442 | 1,583 | 5,892 | 6,257 | 7,310 | 7,986 | 4 - 0 |
| 5 - 9 | 2,002 | 1,965 | 1,240 | 1,264 | 5,297 | 5,433 | 6,523 | 7,007 | 9 - 5 |
| 10 - 14 | 1,385 | 1,562 | 952 | 1,007 | 3,648 | 3,921 | 4,714 | 4,715 | 14 - 10 |
| 15 - 19 | 1,098 | 1,081 | 763 | 718 | 3,014 | 3,015 | 3,873 | 3,758 | 19 - 15 |
| 20 - 24 | 970 | 891 | 789 | 679 | 2,918 | 2,693 | 4,087 | 3,831 | 24 - 20 |
| 25 - 29 | 1,070 | 907 | 833 | 787 | 3,397 | 3,233 | 3,897 | 3,870 | 29 - 25 |
| 30 - 34 | 1,087 | 977 | 786 | 737 | 3,231 | 3,100 | 3,981 | 3,982 | 34 - 30 |
| 35 - 39 | 860 | 816 | 634 | 719 | 2,549 | 2,748 | 3,310 | 3,629 | 39 - 35 |
| 40 - 44 | 780 | 626 | 447 | 358 | 1,777 | 1,667 | 2,339 | 1,990 | 44 - 40 |
| 45 - 49 | 396 | 462 | 308 | 311 | 1,242 | 1,249 | 1,626 | 1,546 | 49 - 45 |
| 50 - 54 | 263 | 257 | 255 | 192 | 998 | 914 | 1,056 | 986 | 54 - 50 |
| 55 - 59 | 311 | 237 | 235 | 206 | 800 | 827 | 968 | 909 | 59 - 55 |
| 60 - 64 | 226 | 204 | 169 | 154 | 829 | 680 | 998 | 787 | 64 - 60 |
| 65 - 69 | 183 | 159 | 99 | 99 | 537 | 501 | 619 | 559 | 69 - 65 |
| 70 - 74 | 149 | 161 | 87 | 72 | 407 | 405 | 455 | 420 | 74 - 70 |
| 75 - 79 | 84 | 122 | 84 | 66 | 318 | 276 | 352 | 336 | 79 - 75 |
| 80 + | 202 | 241 | 137 | 98 | 524 | 500 | 609 | 526 | 80+ |

تابع - continue

جدول رقم (١٨) : السكان العمانيون حسب فئات السن والجنس على مستوى ولايات محافظة الداخلية

Table No. (18) : Omani population by age groups and sex at in the Wilayat of Ad Dakhliyah Governorate
منتصف عام 2020

| Age Groups | الجملة | | | بدبد | | سمائل | | ازكي | | ادم | | فئات السن |
|--------------|----------------|----------------|----------------|---------------|---------------|---------------|---------------|---------------|---------------|---------------|---------------|---------------|
| | Total | | | BidBid | | Samail | | Izki | | Adam | | |
| | كلا الجنسين | اناث | ذكور | اناث | ذكور | اناث | ذكور | اناث | ذكور | اناث | ذكور | |
| | Both Sexes | Female | Male | Female | Male | Female | Male | Female | Male | Female | Male | |
| Total | 384,569 | 192,130 | 192,439 | 15,604 | 15,175 | 33,728 | 35,494 | 26,051 | 25,690 | 10,409 | 10,133 | الجملة |
| 0 - 4 | 62,566 | 30,118 | 32,448 | 2,519 | 2,615 | 5,278 | 5,751 | 4,196 | 4,615 | 1,564 | 1,668 | 4 - 0 |
| 5 - 9 | 55,269 | 27,225 | 28,044 | 2,103 | 2,137 | 4,703 | 4,789 | 3,912 | 3,981 | 1,445 | 1,468 | 9 - 5 |
| 10 - 14 | 39,649 | 19,339 | 20,310 | 1,492 | 1,599 | 3,337 | 3,415 | 2,744 | 3,006 | 1,067 | 1,085 | 14 - 10 |
| 15 - 19 | 31,084 | 15,555 | 15,529 | 1,132 | 1,218 | 2,636 | 2,763 | 2,179 | 2,166 | 860 | 810 | 19 - 15 |
| 20 - 24 | 29,763 | 15,236 | 14,527 | 1,196 | 1,152 | 2,457 | 2,631 | 2,039 | 1,877 | 780 | 773 | 24 - 20 |
| 25 - 29 | 32,973 | 16,603 | 16,370 | 1,434 | 1,369 | 2,951 | 3,407 | 2,206 | 1,974 | 815 | 823 | 29 - 25 |
| 30 - 34 | 32,806 | 16,479 | 16,327 | 1,422 | 1,377 | 3,049 | 3,402 | 2,139 | 1,996 | 784 | 756 | 34 - 30 |
| 35 - 39 | 27,642 | 13,419 | 14,223 | 1,203 | 1,180 | 2,449 | 2,654 | 1,658 | 1,801 | 756 | 676 | 39 - 35 |
| 40 - 44 | 19,390 | 10,089 | 9,301 | 894 | 810 | 1,855 | 2,190 | 1,310 | 1,092 | 687 | 568 | 44 - 40 |
| 45 - 49 | 12,948 | 6,584 | 6,364 | 517 | 490 | 1,212 | 1,204 | 844 | 707 | 439 | 395 | 49 - 45 |
| 50 - 54 | 8,828 | 4,600 | 4,228 | 364 | 315 | 841 | 761 | 586 | 550 | 237 | 253 | 54 - 50 |
| 55 - 59 | 8,036 | 4,132 | 3,904 | 327 | 265 | 714 | 625 | 567 | 557 | 210 | 278 | 59 - 55 |
| 60 - 64 | 7,238 | 4,037 | 3,201 | 312 | 227 | 723 | 547 | 517 | 416 | 263 | 186 | 64 - 60 |
| 65 - 69 | 4,852 | 2,669 | 2,183 | 214 | 128 | 504 | 387 | 340 | 232 | 173 | 118 | 69 - 65 |
| 70 - 74 | 3,753 | 1,988 | 1,765 | 179 | 137 | 379 | 293 | 229 | 206 | 103 | 71 | 74 - 70 |
| 75 - 79 | 2,986 | 1,581 | 1,405 | 112 | 72 | 290 | 272 | 260 | 184 | 81 | 77 | 79 - 75 |
| 80 + | 4,786 | 2,476 | 2,310 | 184 | 84 | 350 | 403 | 325 | 330 | 145 | 128 | 80+ |

جدول رقم (١٩) : السكان العمانيون حسب فئات السن والجنس على مستوى ولايات محافظة شمال الباطنة

Table No. (19) : Omani population by age groups and sex in the Wilayat of North Al Batinah Governorate

منتصف عام 2020

| Age Groups | الجملة | | | السويق | | الخابورة | | صح | | لوى | | شناص | | صحار | | فئات السن |
|----------------|----------------|----------------|----------------|---------------|---------------|---------------|---------------|---------------|---------------|---------------|---------------|---------------|---------------|---------------|---------------|----------------|
| | Total | | | As Suwayq | | Al khaburah | | Saham | | Liwa | | Shinas | | Sohar | | |
| | كلا الجنسين | اناث | ذكور | اناث | ذكور | اناث | ذكور | اناث | ذكور | اناث | ذكور | اناث | ذكور | اناث | ذكور | |
| | Both Sexes | Female | Male | Female | Male | Female | Male | Female | Male | Female | Male | Female | Male | Female | Male | |
| Total | 542,302 | 267,032 | 275,270 | 66,512 | 67,709 | 32,259 | 33,639 | 56,747 | 58,000 | 17,952 | 17,851 | 29,892 | 31,652 | 63,670 | 66,419 | الجملة |
| 0 - 4 | 81,988 | 40,000 | 41,988 | 10,163 | 10,470 | 4,682 | 5,127 | 8,352 | 8,817 | 2,940 | 2,981 | 4,413 | 4,538 | 9,450 | 10,055 | 4 - 0 |
| 5 - 9 | 66,834 | 32,762 | 34,072 | 8,523 | 8,711 | 4,026 | 4,306 | 6,901 | 6,907 | 2,277 | 2,349 | 3,527 | 3,749 | 7,508 | 8,050 | 9 - 5 |
| 10 - 14 | 54,609 | 26,794 | 27,815 | 7,046 | 7,243 | 3,341 | 3,610 | 5,685 | 5,969 | 1,805 | 1,801 | 2,840 | 3,032 | 6,077 | 6,160 | 14 - 10 |
| 15 - 19 | 47,115 | 23,222 | 23,893 | 5,793 | 5,954 | 2,847 | 2,966 | 5,139 | 5,069 | 1,587 | 1,492 | 2,638 | 2,893 | 5,218 | 5,519 | 19 - 15 |
| 20 - 24 | 46,185 | 22,418 | 23,767 | 5,446 | 5,739 | 2,838 | 2,880 | 4,812 | 4,936 | 1,513 | 1,460 | 2,621 | 2,970 | 5,188 | 5,782 | 24 - 20 |
| 25 - 29 | 51,240 | 24,881 | 26,359 | 5,933 | 6,198 | 3,042 | 3,224 | 5,362 | 5,508 | 1,641 | 1,681 | 2,956 | 3,292 | 5,947 | 6,456 | 29 - 25 |
| 30 - 34 | 46,796 | 22,835 | 23,961 | 5,462 | 5,596 | 2,706 | 2,706 | 4,766 | 5,168 | 1,503 | 1,510 | 2,438 | 2,874 | 5,960 | 6,107 | 34 - 30 |
| 35 - 39 | 38,372 | 18,975 | 19,397 | 4,838 | 4,864 | 2,344 | 2,356 | 3,985 | 4,038 | 1,074 | 1,170 | 1,815 | 2,007 | 4,919 | 4,962 | 39 - 35 |
| 40 - 44 | 28,690 | 14,210 | 14,480 | 3,479 | 3,502 | 1,726 | 1,711 | 3,120 | 3,069 | 847 | 906 | 1,471 | 1,469 | 3,567 | 3,823 | 44 - 40 |
| 45 - 49 | 18,745 | 9,349 | 9,396 | 2,413 | 2,309 | 1,141 | 1,151 | 2,163 | 2,118 | 523 | 510 | 964 | 1,017 | 2,145 | 2,291 | 49 - 45 |
| 50 - 54 | 13,955 | 7,173 | 6,782 | 1,787 | 1,701 | 815 | 847 | 1,551 | 1,553 | 418 | 389 | 883 | 722 | 1,719 | 1,570 | 54 - 50 |
| 55 - 59 | 12,206 | 6,307 | 5,899 | 1,464 | 1,182 | 717 | 793 | 1,247 | 1,198 | 513 | 479 | 814 | 790 | 1,552 | 1,457 | 59 - 55 |
| 60 - 64 | 10,182 | 5,400 | 4,782 | 1,179 | 1,143 | 598 | 582 | 1,045 | 977 | 433 | 307 | 788 | 573 | 1,357 | 1,200 | 64 - 60 |
| 65 - 69 | 7,347 | 4,015 | 3,332 | 883 | 816 | 388 | 345 | 795 | 663 | 335 | 207 | 589 | 493 | 1,025 | 808 | 69 - 65 |
| 70 - 74 | 5,805 | 2,876 | 2,929 | 705 | 688 | 320 | 289 | 614 | 611 | 201 | 220 | 400 | 432 | 636 | 689 | 74 - 70 |
| 75 - 79 | 4,961 | 2,282 | 2,679 | 550 | 658 | 256 | 267 | 481 | 585 | 162 | 164 | 298 | 431 | 535 | 574 | 79 - 75 |
| 80 + | 7,272 | 3,533 | 3,739 | 848 | 935 | 472 | 479 | 729 | 814 | 180 | 225 | 437 | 370 | 867 | 916 | 80+ |

جدول رقم (٢٠) : السكان العمانيون حسب فئات السن والجنس على مستوى ولايات محافظة جنوب الباطنة

Table No. (20) : Omani population by age groups and sex in of the Wilayat of South Al Batinah Governorate

منتصف عام 2020

| Age Groups | الجملة | | | المصنعة | | بركاء | | وادي المعاول | | نخل | | العوابي | | الrustaq | | فئات السن |
|----------------|----------------|----------------|----------------|---------------|---------------|---------------|---------------|----------------|--------------|---------------|---------------|--------------|--------------|---------------|---------------|----------------|
| | Total | | | Al Musanah | | Barka | | Wadi Al maawil | | Nakhal | | Al Awabi | | Al Rustaq | | |
| | كلا الجنسين | اناث | ذكور | اناث | ذكور | اناث | ذكور | اناث | ذكور | اناث | ذكور | اناث | ذكور | اناث | ذكور | |
| | Both Sexes | Female | Male | Female | Male | Female | Male | Female | Male | Female | Male | Female | Male | Female | Male | |
| Total | 328,794 | 163,413 | 165,381 | 37,857 | 37,391 | 49,218 | 51,100 | 7,969 | 7,876 | 11,786 | 11,755 | 7,676 | 7,811 | 48,907 | 49,448 | الجملة |
| 0 - 4 | 48,999 | 23,902 | 25,097 | 5,500 | 5,536 | 7,480 | 7,956 | 1,181 | 1,277 | 1,695 | 1,892 | 1,054 | 1,156 | 6,992 | 7,280 | 4 - 0 |
| 5 - 9 | 43,884 | 21,476 | 22,408 | 4,829 | 4,787 | 6,242 | 6,762 | 1,084 | 1,128 | 1,625 | 1,679 | 1,054 | 1,188 | 6,642 | 6,864 | 9 - 5 |
| 10 - 14 | 35,700 | 17,518 | 18,182 | 3,909 | 3,891 | 5,064 | 5,263 | 888 | 881 | 1,213 | 1,366 | 928 | 1,010 | 5,516 | 5,771 | 14 - 10 |
| 15 - 19 | 28,641 | 14,184 | 14,457 | 3,401 | 3,270 | 4,173 | 4,357 | 657 | 638 | 1,002 | 1,051 | 736 | 699 | 4,215 | 4,442 | 19 - 15 |
| 20 - 24 | 26,592 | 13,217 | 13,375 | 3,237 | 3,219 | 4,040 | 4,296 | 588 | 565 | 916 | 874 | 593 | 523 | 3,843 | 3,898 | 24 - 20 |
| 25 - 29 | 28,706 | 14,385 | 14,321 | 3,423 | 3,348 | 4,507 | 4,622 | 722 | 687 | 998 | 953 | 570 | 589 | 4,165 | 4,122 | 29 - 25 |
| 30 - 34 | 27,202 | 13,726 | 13,476 | 3,152 | 3,054 | 4,323 | 4,380 | 713 | 631 | 970 | 908 | 569 | 616 | 3,999 | 3,887 | 34 - 30 |
| 35 - 39 | 23,924 | 11,723 | 12,201 | 2,702 | 2,810 | 3,653 | 3,931 | 542 | 569 | 853 | 766 | 568 | 560 | 3,405 | 3,565 | 39 - 35 |
| 40 - 44 | 17,249 | 8,917 | 8,332 | 2,014 | 2,131 | 2,904 | 2,746 | 464 | 408 | 679 | 538 | 373 | 323 | 2,483 | 2,186 | 44 - 40 |
| 45 - 49 | 11,665 | 5,888 | 5,777 | 1,366 | 1,349 | 1,809 | 1,713 | 269 | 305 | 429 | 431 | 295 | 256 | 1,720 | 1,723 | 49 - 45 |
| 50 - 54 | 8,101 | 4,115 | 3,986 | 1,007 | 879 | 1,183 | 1,232 | 183 | 213 | 319 | 287 | 184 | 168 | 1,239 | 1,207 | 54 - 50 |
| 55 - 59 | 6,829 | 3,677 | 3,152 | 930 | 726 | 1,019 | 1,025 | 180 | 149 | 227 | 214 | 186 | 184 | 1,135 | 854 | 59 - 55 |
| 60 - 64 | 5,804 | 3,078 | 2,726 | 677 | 628 | 903 | 759 | 148 | 107 | 227 | 215 | 183 | 146 | 940 | 871 | 64 - 60 |
| 65 - 69 | 4,353 | 2,314 | 2,039 | 535 | 486 | 612 | 545 | 107 | 77 | 188 | 140 | 111 | 109 | 761 | 682 | 69 - 65 |
| 70 - 74 | 3,547 | 1,787 | 1,760 | 384 | 388 | 441 | 499 | 87 | 68 | 136 | 149 | 93 | 92 | 646 | 564 | 74 - 70 |
| 75 - 79 | 2,895 | 1,370 | 1,525 | 326 | 362 | 371 | 425 | 75 | 72 | 107 | 106 | 66 | 66 | 425 | 494 | 79 - 75 |
| 80 + | 4,703 | 2,136 | 2,567 | 465 | 527 | 494 | 589 | 81 | 101 | 202 | 186 | 113 | 126 | 781 | 1,038 | 80+ |

جدول رقم (٢١) : السكان العمانيون حسب فئات السن والجنس على مستوى ولايات محافظة جنوب الشرقية

Table No. (21) : Omani population by age groups and sex in of the Wilayat of South Ash Sharqiyah Governorate

منتصف عام 2020

| Age Groups | الجملة | | | مصيرة | | جعلان بني بو علي | | جعلان بني بو حسن | | الكامل والوافي | | صور | | فئات السن |
|----------------|----------------|----------------|----------------|--------------|--------------|--------------------|---------------|----------------------|---------------|---------------------|---------------|---------------|---------------|----------------|
| | Total | | | Masirah | | Jaalan bani bu Ali | | Jaalan bani bu Hasan | | Al Kamil wa al Wafi | | Sur | | |
| | كلا الجنسين | اناث | ذكور | اناث | ذكور | اناث | ذكور | اناث | ذكور | اناث | ذكور | اناث | ذكور | |
| | Both Sexes | Female | Male | Female | Male | Female | Male | Female | Male | Female | Male | Female | Male | |
| Total | 221,724 | 110,997 | 110,727 | 4,647 | 4,445 | 37,808 | 38,470 | 18,229 | 18,747 | 13,637 | 12,708 | 36,676 | 36,357 | الجملة |
| 0 - 4 | 36,661 | 18,000 | 18,661 | 659 | 628 | 7,036 | 7,285 | 3,034 | 3,200 | 2,059 | 2,134 | 5,212 | 5,414 | 4 - 0 |
| 5 - 9 | 31,687 | 15,601 | 16,086 | 610 | 568 | 5,882 | 6,039 | 2,686 | 2,858 | 2,012 | 1,873 | 4,411 | 4,748 | 9 - 5 |
| 10 - 14 | 23,445 | 11,566 | 11,879 | 375 | 404 | 4,365 | 4,446 | 1,986 | 2,106 | 1,454 | 1,417 | 3,386 | 3,506 | 14 - 10 |
| 15 - 19 | 17,428 | 8,681 | 8,747 | 345 | 292 | 3,059 | 3,121 | 1,557 | 1,565 | 1,074 | 1,023 | 2,646 | 2,746 | 19 - 15 |
| 20 - 24 | 16,008 | 8,135 | 7,873 | 352 | 336 | 2,687 | 2,629 | 1,364 | 1,345 | 1,054 | 827 | 2,678 | 2,736 | 24 - 20 |
| 25 - 29 | 18,468 | 9,226 | 9,242 | 420 | 438 | 2,954 | 2,908 | 1,421 | 1,528 | 1,074 | 978 | 3,357 | 3,390 | 29 - 25 |
| 30 - 34 | 17,786 | 9,076 | 8,710 | 508 | 440 | 2,748 | 2,760 | 1,283 | 1,389 | 1,178 | 895 | 3,359 | 3,226 | 34 - 30 |
| 35 - 39 | 15,533 | 7,943 | 7,590 | 379 | 356 | 2,231 | 2,264 | 1,157 | 1,087 | 1,027 | 915 | 3,149 | 2,968 | 39 - 35 |
| 40 - 44 | 11,794 | 5,847 | 5,947 | 228 | 272 | 1,744 | 1,994 | 874 | 867 | 737 | 666 | 2,264 | 2,148 | 44 - 40 |
| 45 - 49 | 7,705 | 3,805 | 3,900 | 165 | 198 | 1,101 | 1,160 | 647 | 658 | 464 | 451 | 1,428 | 1,433 | 49 - 45 |
| 50 - 54 | 5,587 | 2,898 | 2,689 | 140 | 117 | 979 | 869 | 489 | 456 | 324 | 299 | 966 | 948 | 54 - 50 |
| 55 - 59 | 4,979 | 2,647 | 2,332 | 137 | 139 | 877 | 744 | 417 | 397 | 277 | 279 | 939 | 773 | 59 - 55 |
| 60 - 64 | 4,387 | 2,374 | 2,013 | 102 | 102 | 673 | 668 | 422 | 333 | 231 | 236 | 946 | 674 | 64 - 60 |
| 65 - 69 | 3,014 | 1,680 | 1,334 | 105 | 55 | 476 | 396 | 271 | 265 | 165 | 174 | 663 | 444 | 69 - 65 |
| 70 - 74 | 2,412 | 1,252 | 1,160 | 40 | 43 | 321 | 384 | 214 | 239 | 184 | 137 | 493 | 357 | 74 - 70 |
| 75 - 79 | 1,925 | 910 | 1,015 | 38 | 38 | 264 | 337 | 136 | 184 | 154 | 134 | 318 | 322 | 79 - 75 |
| 80 + | 2,905 | 1,356 | 1,549 | 44 | 19 | 411 | 466 | 271 | 270 | 169 | 270 | 461 | 524 | 80+ |

جدول رقم (٢٢) : السكان العمانيون حسب فئات السن والجنس على مستوى ولايات محافظة شمال الشرقية

Table No. (22) : Omani population by age groups and sex in the Wilayat of North Ash Sharqiyah Governorate

منتصف عام 2020 Mid-year 2020

| Age Groups | الجملة | | | دماء والظانيين | | وادي بني خالد | | القابل | | بديّة | | المضيبى | | ابراء | | فئات السن |
|--------------|---------------------------|----------------|---------------|--------------------|---------------|------------------|--------------|----------------|--------------|----------------|---------------|----------------|---------------|----------------|---------------|---------------|
| | Total | | | Dima wa at Taiyyin | | Wadi bani Khalid | | Al Qabil | | Bidiyah | | Al Mudyabi | | Ibra | | |
| | كلا الجنسين Both Sexes | اناث Female | ذكور Male | اناث Female | ذكور Male | اناث Female | ذكور Male | اناث Female | ذكور Male | اناث Female | ذكور Male | اناث Female | ذكور Male | اناث Female | ذكور Male | |
| Total | 191,913 | 96,429 | 95,484 | 12,663 | 11,887 | 5,807 | 5,866 | 9,537 | 9,866 | 12,049 | 11,617 | 42,031 | 40,776 | 14,342 | 15,472 | الجملة |
| 0 - 4 | 30,586 | 14,859 | 15,727 | 2,031 | 2,095 | 882 | 1,019 | 1,472 | 1,652 | 1,708 | 1,623 | 6,549 | 7,035 | 2,217 | 2,303 | 4 - 0 |
| 5 - 9 | 28,093 | 13,742 | 14,351 | 1,831 | 1,857 | 829 | 1,018 | 1,372 | 1,530 | 1,703 | 1,653 | 5,869 | 6,087 | 2,138 | 2,206 | 9 - 5 |
| 10 - 14 | 20,950 | 10,172 | 10,778 | 1,438 | 1,482 | 686 | 760 | 1,020 | 1,082 | 1,294 | 1,281 | 4,309 | 4,618 | 1,425 | 1,555 | 14 - 10 |
| 15 - 19 | 15,874 | 7,753 | 8,121 | 1,127 | 1,084 | 507 | 524 | 741 | 800 | 902 | 1,002 | 3,398 | 3,242 | 1,078 | 1,469 | 19 - 15 |
| 20 - 24 | 14,346 | 7,257 | 7,089 | 883 | 806 | 389 | 376 | 724 | 656 | 916 | 801 | 3,290 | 2,889 | 1,055 | 1,561 | 24 - 20 |
| 25 - 29 | 15,356 | 8,010 | 7,346 | 1,010 | 775 | 447 | 401 | 792 | 765 | 933 | 919 | 3,589 | 3,267 | 1,239 | 1,219 | 29 - 25 |
| 30 - 34 | 14,897 | 7,709 | 7,188 | 903 | 779 | 389 | 358 | 730 | 773 | 980 | 871 | 3,424 | 3,263 | 1,283 | 1,144 | 34 - 30 |
| 35 - 39 | 12,576 | 6,566 | 6,010 | 862 | 677 | 359 | 243 | 590 | 593 | 956 | 868 | 2,731 | 2,513 | 1,068 | 1,116 | 39 - 35 |
| 40 - 44 | 9,903 | 5,231 | 4,672 | 679 | 526 | 251 | 259 | 583 | 526 | 702 | 653 | 2,268 | 1,943 | 748 | 765 | 44 - 40 |
| 45 - 49 | 6,558 | 3,413 | 3,145 | 399 | 340 | 223 | 159 | 320 | 290 | 430 | 482 | 1,528 | 1,334 | 513 | 540 | 49 - 45 |
| 50 - 54 | 4,711 | 2,459 | 2,252 | 296 | 297 | 160 | 120 | 230 | 218 | 329 | 286 | 1,063 | 974 | 381 | 357 | 54 - 50 |
| 55 - 59 | 4,301 | 2,264 | 2,037 | 286 | 252 | 140 | 107 | 235 | 209 | 267 | 242 | 1,038 | 916 | 298 | 311 | 59 - 55 |
| 60 - 64 | 3,674 | 2,026 | 1,648 | 261 | 214 | 127 | 114 | 232 | 168 | 248 | 203 | 863 | 672 | 295 | 277 | 64 - 60 |
| 65 - 69 | 2,754 | 1,460 | 1,294 | 190 | 163 | 110 | 96 | 130 | 127 | 174 | 166 | 676 | 585 | 180 | 157 | 69 - 65 |
| 70 - 74 | 2,468 | 1,202 | 1,266 | 194 | 195 | 96 | 104 | 117 | 140 | 161 | 175 | 500 | 503 | 134 | 149 | 74 - 70 |
| 75 - 79 | 1,609 | 833 | 776 | 114 | 112 | 86 | 75 | 94 | 98 | 98 | 101 | 338 | 305 | 103 | 85 | 79 - 75 |
| 80 + | 3,257 | 1,473 | 1,784 | 159 | 233 | 126 | 133 | 155 | 239 | 248 | 291 | 598 | 630 | 187 | 258 | 80+ |

جدول رقم (٢٣) : السكان العمانيون حسب فئات السن والجنس على مستوى ولايات محافظة الظاهرة
 Table No. (23) : Omani population by age groups and sex in the Wilayat of Adh Dhahira Governorate
 منتصف عام 2020

| Age Groups | الجملة | | | ضنك | | ينقل | | عبري | | فئات السن |
|--------------|---------------------------|----------------|---------------|----------------|--------------|----------------|---------------|----------------|---------------|---------------|
| | Total | | | Dank | | Yanqul | | Ibri | | |
| | كلا الجنسين Both Sexes | اناث Female | ذكور Male | اناث Female | ذكور Male | اناث Female | ذكور Male | اناث Female | ذكور Male | |
| Total | 165,603 | 82,324 | 83,279 | 9,880 | 9,355 | 10,601 | 10,710 | 61,843 | 63,214 | الجملة |
| 0 - 4 | 23,575 | 11,452 | 12,123 | 1,257 | 1,301 | 1,485 | 1,589 | 8,710 | 9,233 | 4 - 0 |
| 5 - 9 | 21,298 | 10,330 | 10,968 | 1,102 | 1,273 | 1,322 | 1,536 | 7,906 | 8,159 | 9 - 5 |
| 10 - 14 | 16,830 | 8,373 | 8,457 | 1,049 | 967 | 1,117 | 1,172 | 6,207 | 6,318 | 14 - 10 |
| 15 - 19 | 13,527 | 6,567 | 6,960 | 808 | 750 | 831 | 874 | 4,928 | 5,336 | 19 - 15 |
| 20 - 24 | 12,874 | 6,352 | 6,522 | 713 | 675 | 745 | 731 | 4,894 | 5,116 | 24 - 20 |
| 25 - 29 | 15,413 | 7,677 | 7,736 | 889 | 861 | 988 | 905 | 5,800 | 5,970 | 29 - 25 |
| 30 - 34 | 15,221 | 7,827 | 7,394 | 993 | 816 | 942 | 906 | 5,892 | 5,672 | 34 - 30 |
| 35 - 39 | 12,261 | 6,035 | 6,226 | 728 | 631 | 805 | 724 | 4,502 | 4,871 | 39 - 35 |
| 40 - 44 | 9,283 | 4,552 | 4,731 | 636 | 613 | 547 | 558 | 3,369 | 3,560 | 44 - 40 |
| 45 - 49 | 5,380 | 2,512 | 2,868 | 273 | 333 | 294 | 348 | 1,945 | 2,187 | 49 - 45 |
| 50 - 54 | 4,396 | 2,262 | 2,134 | 264 | 273 | 302 | 312 | 1,696 | 1,549 | 54 - 50 |
| 55 - 59 | 3,833 | 1,930 | 1,903 | 238 | 234 | 272 | 244 | 1,420 | 1,425 | 59 - 55 |
| 60 - 64 | 3,367 | 1,934 | 1,433 | 276 | 141 | 311 | 191 | 1,347 | 1,101 | 64 - 60 |
| 65 - 69 | 2,496 | 1,424 | 1,072 | 187 | 146 | 199 | 180 | 1,038 | 746 | 69 - 65 |
| 70 - 74 | 1,901 | 1,008 | 893 | 158 | 114 | 136 | 138 | 714 | 641 | 74 - 70 |
| 75 - 79 | 1,576 | 837 | 739 | 113 | 107 | 141 | 128 | 583 | 504 | 79 - 75 |
| 80 + | 2,372 | 1,252 | 1,120 | 196 | 120 | 164 | 174 | 892 | 826 | 80+ |

جدول رقم (٢٤) : السكان العمانيون حسب فئات السن والجنس على مستوى ولايات محافظة الوسطى

Table No. (24) : Omani population by age groups and sex in the Wilayat of Al Wusta Governorate

منتصف عام ٢٠٢٠ Mid-year 2020

| Age Groups | الجملة | | | الجازر | | الدقم | | محوت | | هيما | | فئات السن |
|--------------|---------------|---------------|---------------|--------------|--------------|--------------|--------------|--------------|--------------|--------------|--------------|---------------|
| | Total | | | Al Jazer | | Ad Duqm | | Muhut | | Hayma | | |
| | كلا الجنسين | اثاث | ذكور | اثاث | ذكور | اثاث | ذكور | اثاث | ذكور | اثاث | ذكور | |
| | Both Sexes | Female | Male | Female | Male | Female | Male | Female | Male | Female | Male | |
| Total | 26,812 | 13,424 | 13,388 | 2,053 | 1,714 | 2,636 | 2,747 | 7,362 | 7,675 | 1,373 | 1,252 | الجملة |
| 0 - 4 | 4,143 | 2,053 | 2,090 | 285 | 271 | 355 | 451 | 1,174 | 1,153 | 239 | 215 | 4 - 0 |
| 5 - 9 | 3,942 | 1,941 | 2,001 | 283 | 236 | 355 | 396 | 1,085 | 1,188 | 218 | 181 | 9 - 5 |
| 10 - 14 | 3,128 | 1,556 | 1,572 | 228 | 175 | 322 | 332 | 857 | 920 | 149 | 145 | 14 - 10 |
| 15 - 19 | 2,385 | 1,212 | 1,173 | 199 | 146 | 268 | 266 | 626 | 671 | 119 | 90 | 19 - 15 |
| 20 - 24 | 2,275 | 1,170 | 1,105 | 197 | 171 | 251 | 219 | 600 | 603 | 122 | 112 | 24 - 20 |
| 25 - 29 | 2,088 | 1,025 | 1,063 | 166 | 139 | 190 | 218 | 550 | 597 | 119 | 109 | 29 - 25 |
| 30 - 34 | 1,636 | 838 | 798 | 119 | 107 | 160 | 145 | 482 | 457 | 77 | 89 | 34 - 30 |
| 35 - 39 | 1,507 | 814 | 693 | 120 | 82 | 182 | 161 | 441 | 393 | 71 | 57 | 39 - 35 |
| 40 - 44 | 1,468 | 781 | 687 | 150 | 96 | 156 | 143 | 402 | 389 | 73 | 59 | 44 - 40 |
| 45 - 49 | 895 | 445 | 450 | 86 | 64 | 91 | 97 | 225 | 258 | 43 | 31 | 49 - 45 |
| 50 - 54 | 690 | 323 | 367 | 62 | 58 | 77 | 88 | 153 | 178 | 31 | 43 | 54 - 50 |
| 55 - 59 | 601 | 264 | 337 | 35 | 50 | 55 | 51 | 157 | 202 | 17 | 34 | 59 - 55 |
| 60 - 64 | 549 | 287 | 262 | 39 | 42 | 69 | 52 | 155 | 146 | 24 | 22 | 64 - 60 |
| 65 - 69 | 419 | 202 | 217 | 20 | 29 | 35 | 43 | 128 | 129 | 19 | 16 | 69 - 65 |
| 70 - 74 | 355 | 171 | 184 | 32 | 21 | 27 | 31 | 104 | 124 | 8 | 8 | 74 - 70 |
| 75 - 79 | 252 | 121 | 131 | 14 | 8 | 12 | 31 | 85 | 77 | 10 | 15 | 79 - 75 |
| 80 + | 479 | 221 | 258 | 18 | 19 | 31 | 23 | 138 | 190 | 34 | 26 | 80+ |

جدول رقم (٢٥) : السكان العمانيون حسب فئات السن والجنس على مستوى ولايات محافظة مسقط

Table No. (25) : Omani population by age groups and sex in Wilayats of Muscat Governorate

منتصف عام 2025

| Age Groups | الجملة | | | قريات | | السيب | | بوشر | | العمرات | | مطرح | | مسقط | | فئات السن |
|--------------|----------------|----------------|----------------|---------------|---------------|----------------|----------------|---------------|---------------|---------------|---------------|---------------|---------------|---------------|---------------|---------------|
| | Total | | | Qurayyat | | As Seeb | | Bawshar | | Al Amrat | | Mutrah | | Muscat | | |
| | كلا الجنسين | اناث | ذكور | اناث | ذكور | اناث | ذكور | اناث | ذكور | اناث | ذكور | اناث | ذكور | اناث | ذكور | |
| | Both Sexes | Female | Male | Female | Male | Female | Male | Female | Male | Female | Male | Female | Male | Female | Male | |
| Total | 634,644 | 313,130 | 321,514 | 28,699 | 27,153 | 148,731 | 153,853 | 53,830 | 56,852 | 40,329 | 40,376 | 28,503 | 29,789 | 13,038 | 13,491 | الجملة |
| 0 - 4 | 79,385 | 39,070 | 40,315 | 3,558 | 3,677 | 19,121 | 19,740 | 6,278 | 6,622 | 5,055 | 5,437 | 3,445 | 3,235 | 1,613 | 1,604 | 4 - 0 |
| 5 - 9 | 78,104 | 38,371 | 39,733 | 3,462 | 3,712 | 18,988 | 19,512 | 6,413 | 6,706 | 5,145 | 5,376 | 2,963 | 3,044 | 1,400 | 1,383 | 9 - 5 |
| 10 - 14 | 64,144 | 31,786 | 32,358 | 3,332 | 3,395 | 15,502 | 15,924 | 5,191 | 5,411 | 4,203 | 4,096 | 2,304 | 2,296 | 1,254 | 1,236 | 14 - 10 |
| 15 - 19 | 49,125 | 23,960 | 25,165 | 2,490 | 2,592 | 11,543 | 12,450 | 3,914 | 3,982 | 3,088 | 3,051 | 1,943 | 1,970 | 982 | 1,120 | 19 - 15 |
| 20 - 24 | 44,567 | 21,199 | 23,368 | 1,949 | 1,776 | 10,105 | 11,832 | 3,642 | 4,028 | 2,635 | 2,545 | 1,988 | 2,141 | 880 | 1,046 | 24 - 20 |
| 25 - 29 | 45,221 | 21,941 | 23,280 | 1,916 | 1,831 | 10,315 | 10,755 | 3,718 | 4,173 | 2,848 | 2,827 | 2,172 | 2,582 | 972 | 1,112 | 29 - 25 |
| 30 - 34 | 55,025 | 26,918 | 28,107 | 2,151 | 1,924 | 12,807 | 12,784 | 4,412 | 4,907 | 3,693 | 3,762 | 2,695 | 3,325 | 1,160 | 1,405 | 34 - 30 |
| 35 - 39 | 58,803 | 29,428 | 29,375 | 2,227 | 1,946 | 13,950 | 13,792 | 5,396 | 5,372 | 3,843 | 3,830 | 2,781 | 3,120 | 1,231 | 1,315 | 39 - 35 |
| 40 - 44 | 53,150 | 25,981 | 27,169 | 2,031 | 1,606 | 12,486 | 13,378 | 4,974 | 5,255 | 3,085 | 3,298 | 2,344 | 2,605 | 1,061 | 1,027 | 44 - 40 |
| 45 - 49 | 38,247 | 18,391 | 19,856 | 1,510 | 1,406 | 8,678 | 9,665 | 3,547 | 4,096 | 2,219 | 2,115 | 1,793 | 1,828 | 644 | 746 | 49 - 45 |
| 50 - 54 | 21,807 | 10,233 | 11,574 | 882 | 858 | 4,600 | 5,334 | 1,871 | 2,516 | 1,296 | 1,295 | 1,139 | 1,115 | 445 | 456 | 54 - 50 |
| 55 - 59 | 14,045 | 6,933 | 7,112 | 656 | 601 | 2,944 | 3,017 | 1,270 | 1,536 | 855 | 913 | 816 | 746 | 392 | 299 | 59 - 55 |
| 60 - 64 | 10,751 | 5,591 | 5,160 | 614 | 507 | 2,398 | 2,172 | 921 | 930 | 713 | 655 | 647 | 649 | 298 | 247 | 64 - 60 |
| 65 - 69 | 7,939 | 4,607 | 3,332 | 592 | 393 | 1,882 | 1,432 | 774 | 540 | 570 | 396 | 545 | 409 | 244 | 162 | 69 - 65 |
| 70 - 74 | 5,287 | 3,253 | 2,034 | 413 | 298 | 1,367 | 816 | 494 | 255 | 435 | 274 | 354 | 268 | 190 | 123 | 74 - 70 |
| 75 - 79 | 3,610 | 2,210 | 1,400 | 322 | 232 | 847 | 480 | 395 | 227 | 302 | 177 | 234 | 197 | 110 | 87 | 79 - 75 |
| 80 + | 5,434 | 3,258 | 2,176 | 594 | 399 | 1,198 | 770 | 620 | 296 | 344 | 329 | 340 | 259 | 162 | 123 | 80+ |

جدول رقم (٢٦) : السكان العمانيون حسب فئات السن والجنس على مستوى ولايات محافظة ظفار

Table No. (26) : Omani population by age groups and sex in Wilayats of Dhofar Governorate

منتصف عام 2025

| Age Groups | ثمريرت | | رخيوت | | مرباط | | طاقفة | | صلالة | | فئات السن |
|----------------|--------------|--------------|--------------|--------------|--------------|--------------|---------------|---------------|---------------|---------------|----------------|
| | Thumrayt | | Rakhyut | | Mirbat | | Taqah | | Salalah | | |
| | اناث | ذكور | اناث | ذكور | اناث | ذكور | اناث | ذكور | اناث | ذكور | |
| | Female | Male | Female | Male | Female | Male | Female | Male | Female | Male | |
| Total | 6,988 | 7,397 | 2,819 | 2,827 | 7,375 | 7,687 | 11,355 | 11,757 | 83,544 | 86,943 | الجملة |
| 0 - 4 | 1,094 | 1,256 | 332 | 320 | 752 | 840 | 1,280 | 1,377 | 10,148 | 10,640 | 4 - 0 |
| 5 - 9 | 1,058 | 1,153 | 364 | 385 | 789 | 907 | 1,308 | 1,432 | 10,042 | 10,617 | 9 - 5 |
| 10 - 14 | 769 | 885 | 354 | 328 | 789 | 851 | 1,230 | 1,330 | 8,917 | 9,137 | 14 - 10 |
| 15 - 19 | 610 | 610 | 256 | 245 | 622 | 630 | 1,001 | 1,027 | 6,501 | 6,802 | 19 - 15 |
| 20 - 24 | 435 | 471 | 199 | 206 | 572 | 585 | 903 | 862 | 6,023 | 6,270 | 24 - 20 |
| 25 - 29 | 515 | 507 | 185 | 220 | 617 | 662 | 880 | 989 | 6,629 | 6,630 | 29 - 25 |
| 30 - 34 | 516 | 586 | 141 | 194 | 609 | 681 | 915 | 999 | 7,697 | 8,235 | 34 - 30 |
| 35 - 39 | 407 | 420 | 160 | 172 | 433 | 485 | 638 | 812 | 6,679 | 7,619 | 39 - 35 |
| 40 - 44 | 423 | 385 | 242 | 193 | 462 | 490 | 673 | 693 | 5,818 | 6,098 | 44 - 40 |
| 45 - 49 | 312 | 358 | 170 | 174 | 508 | 417 | 721 | 643 | 4,433 | 5,023 | 49 - 45 |
| 50 - 54 | 188 | 210 | 90 | 121 | 295 | 364 | 489 | 531 | 2,978 | 3,413 | 54 - 50 |
| 55 - 59 | 123 | 119 | 65 | 70 | 210 | 210 | 311 | 245 | 1,918 | 1,956 | 59 - 55 |
| 60 - 64 | 98 | 85 | 79 | 61 | 216 | 174 | 245 | 259 | 1,690 | 1,459 | 64 - 60 |
| 65 - 69 | 104 | 109 | 77 | 44 | 184 | 134 | 256 | 203 | 1,375 | 1,056 | 69 - 65 |
| 70 - 74 | 97 | 59 | 44 | 21 | 116 | 58 | 215 | 100 | 981 | 580 | 74 - 70 |
| 75 - 79 | 79 | 49 | 35 | 17 | 93 | 45 | 146 | 95 | 616 | 441 | 79 - 75 |
| 80 + | 160 | 135 | 26 | 56 | 108 | 154 | 144 | 160 | 1,099 | 967 | 80+ |

تابع - continue

جدول رقم (٢٦) : السكان العمانيون حسب فئات السن والجنس على مستوى ولايات محافظة ظفار

Table No. (26) : Omani population by age groups and sex in Wilayats of Dhofar Governorate
منتصف عام 2025

| Age Groups | الجملة | | | سحد | | شليم وجزر الحلاتيات | | مقشن | | المزبونة | | ضلكوت | | فئات السن |
|--------------|----------------|----------------|----------------|--------------|--------------|------------------------------|--------------|------------|------------|--------------|--------------|--------------|--------------|---------------|
| | Total | | | Sadh | | Shalim wa juzur al Hallniyat | | Muqshin | | Al Mazuynah | | Dalkut | | |
| | كلا الجنسين | اناث | ذكور | اناث | ذكور | اناث | ذكور | اناث | ذكور | اناث | ذكور | اناث | ذكور | |
| | Both Sexes | Female | Male | Female | Male | Female | Male | Female | Male | Female | Male | Female | Male | |
| Total | 259,624 | 127,153 | 132,471 | 3,480 | 3,700 | 2,519 | 2,349 | 639 | 683 | 6,863 | 7,448 | 1,571 | 1,680 | الجملة |
| 0 - 4 | 5,914 | 15,679 | 16,777 | 409 | 469 | 333 | 338 | 84 | 90 | 1,034 | 1,224 | 213 | 223 | 4 - 0 |
| 5 - 9 | 6,049 | 15,666 | 16,844 | 414 | 456 | 378 | 359 | 89 | 99 | 1,036 | 1,258 | 188 | 178 | 9 - 5 |
| 10 - 14 | 5,185 | 13,951 | 14,544 | 391 | 423 | 333 | 286 | 69 | 83 | 928 | 999 | 171 | 222 | 14 - 10 |
| 15 - 19 | 3,684 | 10,375 | 10,626 | 289 | 329 | 240 | 189 | 49 | 57 | 669 | 597 | 138 | 140 | 19 - 15 |
| 20 - 24 | 3,070 | 9,262 | 9,459 | 281 | 293 | 185 | 150 | 49 | 51 | 490 | 452 | 125 | 119 | 24 - 20 |
| 25 - 29 | 3,346 | 9,885 | 10,105 | 303 | 304 | 210 | 157 | 47 | 61 | 374 | 446 | 125 | 129 | 29 - 25 |
| 30 - 34 | 3,258 | 10,686 | 11,609 | 237 | 300 | 138 | 140 | 48 | 50 | 300 | 308 | 85 | 116 | 34 - 30 |
| 35 - 39 | 2,634 | 9,175 | 10,376 | 190 | 183 | 118 | 147 | 55 | 37 | 403 | 378 | 92 | 123 | 39 - 35 |
| 40 - 44 | 2,610 | 8,588 | 8,823 | 180 | 188 | 150 | 161 | 36 | 32 | 467 | 468 | 137 | 115 | 44 - 40 |
| 45 - 49 | 2,335 | 7,003 | 7,473 | 213 | 236 | 140 | 84 | 31 | 36 | 375 | 387 | 100 | 115 | 49 - 45 |
| 50 - 54 | 1,879 | 4,521 | 5,358 | 143 | 160 | 81 | 123 | 21 | 34 | 187 | 336 | 49 | 66 | 54 - 50 |
| 55 - 59 | 949 | 2,957 | 2,951 | 135 | 110 | 60 | 52 | 20 | 13 | 83 | 130 | 32 | 46 | 59 - 55 |
| 60 - 64 | 855 | 2,636 | 2,341 | 80 | 83 | 52 | 42 | 1 | 15 | 133 | 136 | 42 | 27 | 64 - 60 |
| 65 - 69 | 720 | 2,240 | 1,812 | 98 | 81 | 26 | 48 | 11 | 6 | 75 | 95 | 34 | 36 | 69 - 65 |
| 70 - 74 | 340 | 1,603 | 929 | 42 | 32 | 19 | 17 | 0 | 0 | 64 | 53 | 25 | 9 | 74 - 70 |
| 75 - 79 | 292 | 1,109 | 736 | 50 | 18 | 13 | 17 | 8 | 0 | 65 | 51 | 4 | 3 | 79 - 75 |
| 80 + | 728 | 1,817 | 1,708 | 25 | 35 | 43 | 39 | 21 | 19 | 180 | 130 | 11 | 13 | 80+ |

جدول رقم (٢٧) : السكان العمانيون حسب فئات السن والجنس على مستوى ولايات محافظة مسندم

Table No. (27) : Omani population by age groups and sex in Wilayats of Musandum Governorate

منتصف عام ٢٠٢٥م

| Age Groups | الجملة | | | مدحا | | بخا | | دبا | | خصب | | فئات السن |
|--------------|---------------|---------------|---------------|--------------|--------------|--------------|--------------|--------------|--------------|---------------|---------------|---------------|
| | Total | | | Madha | | Bukha | | Daba | | Khasab | | |
| | كلا الجنسين | اناث | ذكور | اناث | ذكور | اناث | ذكور | اناث | ذكور | اناث | ذكور | |
| | Both Sexes | Female | Male | Female | Male | Female | Male | Female | Male | Female | Male | |
| Total | 34,420 | 16,847 | 17,573 | 1,634 | 1,732 | 1,557 | 1,546 | 3,214 | 3,327 | 10,442 | 10,968 | الجملة |
| 0 - 4 | 4,137 | 2,033 | 2,104 | 248 | 228 | 156 | 145 | 383 | 378 | 1,246 | 1,353 | 4 - 0 |
| 5 - 9 | 3,910 | 1,975 | 1,935 | 202 | 226 | 178 | 165 | 406 | 374 | 1,189 | 1,170 | 9 - 5 |
| 10 - 14 | 3,403 | 1,665 | 1,738 | 196 | 195 | 129 | 105 | 331 | 345 | 1,009 | 1,093 | 14 - 10 |
| 15 - 19 | 2,799 | 1,367 | 1,432 | 145 | 158 | 108 | 115 | 265 | 267 | 849 | 892 | 19 - 15 |
| 20 - 24 | 2,447 | 1,212 | 1,235 | 124 | 138 | 105 | 98 | 227 | 216 | 756 | 783 | 24 - 20 |
| 25 - 29 | 2,755 | 1,303 | 1,452 | 112 | 135 | 123 | 148 | 266 | 303 | 802 | 866 | 29 - 25 |
| 30 - 34 | 2,935 | 1,366 | 1,569 | 122 | 119 | 125 | 173 | 244 | 297 | 875 | 980 | 34 - 30 |
| 35 - 39 | 2,559 | 1,293 | 1,266 | 151 | 120 | 156 | 120 | 223 | 243 | 763 | 783 | 39 - 35 |
| 40 - 44 | 2,207 | 1,038 | 1,169 | 79 | 135 | 87 | 101 | 192 | 219 | 680 | 714 | 44 - 40 |
| 45 - 49 | 1,624 | 798 | 826 | 48 | 94 | 84 | 118 | 164 | 154 | 502 | 460 | 49 - 45 |
| 50 - 54 | 1,173 | 582 | 591 | 50 | 36 | 39 | 29 | 144 | 131 | 349 | 395 | 54 - 50 |
| 55 - 59 | 1,123 | 550 | 573 | 39 | 26 | 69 | 60 | 92 | 87 | 350 | 400 | 59 - 55 |
| 60 - 64 | 1,024 | 517 | 507 | 26 | 29 | 56 | 44 | 97 | 81 | 338 | 353 | 64 - 60 |
| 65 - 69 | 859 | 420 | 439 | 12 | 18 | 63 | 33 | 73 | 82 | 272 | 306 | 69 - 65 |
| 70 - 74 | 528 | 275 | 253 | 20 | 12 | 31 | 26 | 53 | 58 | 171 | 157 | 74 - 70 |
| 75 - 79 | 424 | 225 | 199 | 22 | 23 | 31 | 28 | 23 | 44 | 149 | 104 | 79 - 75 |
| 80 + | 513 | 228 | 285 | 38 | 40 | 17 | 38 | 31 | 48 | 142 | 159 | 80+ |

جدول رقم (٢٨) : السكان العمانيون حسب فئات السن والجنس على مستوى ولايات محافظة البريمي

Table No. (28) : Omani population by age groups and sex in the Wilayat of Al Buraymi Governorate

منتصف عام 2025

| Age Groups | الجملة | | | السنية | | محضة | | البريمي | | فئات السن |
|--------------|---------------------------|----------------|---------------|----------------|--------------|----------------|--------------|----------------|---------------|---------------|
| | Total | | | As Sunaynah | | Mahdah | | Al Buraymi | | |
| | كلا الجنسين Both Sexes | اناث Female | ذكور Male | اناث Female | ذكور Male | اناث Female | ذكور Male | اناث Female | ذكور Male | |
| Total | 70,012 | 33,414 | 36,598 | 229 | 277 | 3,404 | 3,753 | 29,781 | 32,568 | الجملة |
| 0 - 4 | 9,175 | 4,366 | 4,809 | 37 | 36 | 428 | 552 | 3,901 | 4,221 | 4 - 0 |
| 5 - 9 | 9,275 | 4,446 | 4,829 | 41 | 46 | 482 | 540 | 3,923 | 4,243 | 9 - 5 |
| 10 - 14 | 8,226 | 4,041 | 4,185 | 32 | 39 | 476 | 527 | 3,533 | 3,619 | 14 - 10 |
| 15 - 19 | 6,204 | 2,946 | 3,258 | 22 | 24 | 332 | 345 | 2,592 | 2,889 | 19 - 15 |
| 20 - 24 | 5,093 | 2,410 | 2,683 | 16 | 21 | 253 | 270 | 2,141 | 2,392 | 24 - 20 |
| 25 - 29 | 5,134 | 2,431 | 2,703 | 12 | 12 | 225 | 245 | 2,194 | 2,446 | 29 - 25 |
| 30 - 34 | 5,829 | 2,760 | 3,069 | 8 | 22 | 264 | 262 | 2,488 | 2,785 | 34 - 30 |
| 35 - 39 | 5,294 | 2,561 | 2,733 | 18 | 9 | 224 | 273 | 2,319 | 2,451 | 39 - 35 |
| 40 - 44 | 4,755 | 2,141 | 2,614 | 8 | 19 | 163 | 229 | 1,970 | 2,366 | 44 - 40 |
| 45 - 49 | 3,443 | 1,729 | 1,714 | 21 | 8 | 149 | 116 | 1,559 | 1,590 | 49 - 45 |
| 50 - 54 | 2,212 | 1,027 | 1,185 | 2 | 12 | 108 | 89 | 917 | 1,084 | 54 - 50 |
| 55 - 59 | 1,701 | 734 | 967 | 1 | 6 | 98 | 70 | 635 | 891 | 59 - 55 |
| 60 - 64 | 1,152 | 525 | 627 | 3 | 8 | 46 | 67 | 476 | 552 | 64 - 60 |
| 65 - 69 | 884 | 471 | 413 | 0 | 3 | 51 | 52 | 420 | 358 | 69 - 65 |
| 70 - 74 | 547 | 311 | 236 | 3 | 1 | 47 | 35 | 261 | 200 | 74 - 70 |
| 75 - 79 | 420 | 229 | 191 | 0 | 3 | 20 | 13 | 209 | 175 | 79 - 75 |
| 80 + | 668 | 286 | 382 | 5 | 8 | 38 | 68 | 243 | 306 | 80+ |

جدول رقم (٢٩) : السكان العمانيون حسب فئات السن والجنس على مستوى ولايات محافظة الداخلية

Table No. (29) : Omani population by age groups and sex at in the Wilayat of Ad Dakhliyah Governorate

منتصف عام 2025

| Age Groups | الحمراء Al Hamra | | منح Manah | | بهلاء Bahla | | نزوى Nizwa | | فئات السن |
|----------------|---------------------|---------------|----------------|---------------|----------------|---------------|----------------|---------------|----------------|
| | اناث Female | ذكور Male | اناث Female | ذكور Male | اناث Female | ذكور Male | اناث Female | ذكور Male | |
| Total | 14,882 | 14,387 | 10,620 | 10,427 | 42,691 | 43,119 | 53,643 | 53,734 | الجملة |
| 0 - 4 | 1,967 | 2,002 | 1,490 | 1,644 | 6,070 | 6,487 | 7,555 | 8,272 | 4 - 0 |
| 5 - 9 | 2,279 | 2,238 | 1,414 | 1,476 | 6,046 | 6,307 | 7,457 | 8,125 | 9 - 5 |
| 10 - 14 | 1,822 | 2,036 | 1,260 | 1,343 | 4,812 | 5,224 | 6,240 | 6,276 | 14 - 10 |
| 15 - 19 | 1,376 | 1,342 | 958 | 912 | 3,767 | 3,817 | 4,832 | 4,720 | 19 - 15 |
| 20 - 24 | 974 | 873 | 801 | 684 | 2,947 | 2,711 | 4,158 | 3,869 | 24 - 20 |
| 25 - 29 | 942 | 791 | 739 | 704 | 3,004 | 2,898 | 3,458 | 3,463 | 29 - 25 |
| 30 - 34 | 1,117 | 990 | 816 | 769 | 3,324 | 3,214 | 4,115 | 4,142 | 34 - 30 |
| 35 - 39 | 1,012 | 935 | 749 | 841 | 2,992 | 3,214 | 3,911 | 4,256 | 39 - 35 |
| 40 - 44 | 1,003 | 819 | 581 | 481 | 2,293 | 2,221 | 3,028 | 2,655 | 44 - 40 |
| 45 - 49 | 628 | 684 | 491 | 472 | 1,974 | 1,879 | 2,601 | 2,329 | 49 - 45 |
| 50 - 54 | 362 | 362 | 352 | 280 | 1,373 | 1,330 | 1,463 | 1,433 | 54 - 50 |
| 55 - 59 | 351 | 268 | 268 | 240 | 905 | 970 | 1,102 | 1,062 | 59 - 55 |
| 60 - 64 | 248 | 237 | 186 | 183 | 910 | 810 | 1,106 | 944 | 64 - 60 |
| 65 - 69 | 243 | 207 | 130 | 134 | 708 | 665 | 823 | 738 | 69 - 65 |
| 70 - 74 | 182 | 172 | 105 | 77 | 494 | 427 | 558 | 444 | 74 - 70 |
| 75 - 79 | 97 | 126 | 97 | 71 | 360 | 295 | 405 | 354 | 79 - 75 |
| 80 + | 279 | 305 | 183 | 116 | 712 | 650 | 831 | 652 | 80+ |

تابع - continue

جدول رقم (٢٩) : السكان العمانيون حسب فئات السن والجنس على مستوى ولايات محافظة الداخلية

Table No. (29) : Omani population by age groups and sex at in the Wilayat of Ad Dakhliyah Governorate
منتصف عام 2025

| Age Groups | الجملة | | | بدبد | | سمائل | | ازكي | | ادم | | فئات السن |
|--------------|----------------|----------------|----------------|---------------|---------------|---------------|---------------|---------------|---------------|---------------|---------------|---------------|
| | Total | | | BidBid | | Samail | | Izki | | Adam | | |
| | كلا الجنسين | اناث | ذكور | اناث | ذكور | اناث | ذكور | اناث | ذكور | اناث | ذكور | |
| | Both Sexes | Female | Male | Female | Male | Female | Male | Female | Male | Female | Male | |
| Total | 441,854 | 220,438 | 221,416 | 18,007 | 17,424 | 38,814 | 41,278 | 29,871 | 29,497 | 11,910 | 11,550 | الجملة |
| 0 - 4 | 64,707 | 31,091 | 33,616 | 2,623 | 2,710 | 5,457 | 6,032 | 4,335 | 4,769 | 1,594 | 1,700 | 4 - 0 |
| 5 - 9 | 63,688 | 31,112 | 32,576 | 2,430 | 2,491 | 5,386 | 5,640 | 4,467 | 4,620 | 1,633 | 1,679 | 9 - 5 |
| 10 - 14 | 52,596 | 25,573 | 27,023 | 1,994 | 2,130 | 4,421 | 4,608 | 3,628 | 3,987 | 1,396 | 1,419 | 14 - 10 |
| 15 - 19 | 39,088 | 19,477 | 19,611 | 1,433 | 1,539 | 3,312 | 3,538 | 2,731 | 2,734 | 1,068 | 1,009 | 19 - 15 |
| 20 - 24 | 30,065 | 15,438 | 14,627 | 1,221 | 1,161 | 2,489 | 2,680 | 2,067 | 1,887 | 781 | 762 | 24 - 20 |
| 25 - 29 | 29,386 | 14,729 | 14,657 | 1,285 | 1,229 | 2,625 | 3,093 | 1,960 | 1,758 | 716 | 721 | 29 - 25 |
| 30 - 34 | 33,980 | 17,018 | 16,962 | 1,481 | 1,428 | 3,157 | 3,579 | 2,208 | 2,070 | 800 | 770 | 34 - 30 |
| 35 - 39 | 32,486 | 15,827 | 16,659 | 1,437 | 1,387 | 2,888 | 3,153 | 1,952 | 2,092 | 886 | 781 | 39 - 35 |
| 40 - 44 | 25,449 | 13,045 | 12,404 | 1,165 | 1,078 | 2,403 | 2,954 | 1,693 | 1,450 | 879 | 746 | 44 - 40 |
| 45 - 49 | 20,075 | 10,487 | 9,588 | 830 | 737 | 1,932 | 1,841 | 1,343 | 1,057 | 688 | 589 | 49 - 45 |
| 50 - 54 | 12,510 | 6,365 | 6,145 | 503 | 457 | 1,171 | 1,123 | 814 | 798 | 327 | 362 | 54 - 50 |
| 55 - 59 | 9,255 | 4,692 | 4,563 | 375 | 311 | 812 | 743 | 644 | 651 | 235 | 318 | 59 - 55 |
| 60 - 64 | 8,289 | 4,455 | 3,834 | 344 | 276 | 807 | 672 | 572 | 496 | 282 | 216 | 64 - 60 |
| 65 - 69 | 6,417 | 3,533 | 2,884 | 284 | 169 | 667 | 515 | 451 | 302 | 227 | 154 | 69 - 65 |
| 70 - 74 | 4,292 | 2,416 | 1,876 | 221 | 146 | 467 | 314 | 272 | 221 | 117 | 75 | 74 - 70 |
| 75 - 79 | 3,311 | 1,822 | 1,489 | 133 | 80 | 341 | 287 | 296 | 195 | 93 | 81 | 79 - 75 |
| 80 + | 6,260 | 3,358 | 2,902 | 248 | 95 | 479 | 506 | 438 | 410 | 188 | 168 | 80+ |

جدول رقم (٣٠) : السكان العمانيون حسب فئات السن والجنس على مستوى ولايات محافظة شمال الباطنة

Table No. (30) : Omani population by age groups and sex in the Wilayat of North Al Batinah Governorate

منتصف عام 2025

| Age Groups | الجملة | | | السويق | | الخابورة | | صح | | لوى | | شनावس | | صحار | | فئات السن |
|----------------|----------------|----------------|----------------|---------------|---------------|---------------|---------------|---------------|---------------|---------------|---------------|---------------|---------------|---------------|---------------|----------------|
| | Total | | | As Suwayq | | Al khaburah | | Saham | | Liwa | | Shinas | | Sohar | | |
| | كلا الجنسين | اناث | ذكور | اناث | ذكور | اناث | ذكور | اناث | ذكور | اناث | ذكور | اناث | ذكور | اناث | ذكور | |
| | Both Sexes | Female | Male | Female | Male | Female | Male | Female | Male | Female | Male | Female | Male | Female | Male | |
| Total | 617,453 | 303,571 | 313,882 | 75,704 | 77,285 | 36,735 | 38,538 | 64,316 | 66,023 | 20,510 | 20,332 | 33,886 | 35,901 | 72,420 | 75,803 | الجملة |
| 0 - 4 | 83,951 | 40,846 | 43,105 | 10,363 | 10,729 | 4,794 | 5,283 | 8,481 | 9,020 | 3,029 | 3,064 | 4,500 | 4,659 | 9,679 | 10,350 | 4 - 0 |
| 5 - 9 | 76,528 | 37,179 | 39,349 | 9,658 | 10,053 | 4,579 | 4,983 | 7,797 | 7,962 | 2,603 | 2,707 | 3,999 | 4,330 | 8,543 | 9,314 | 9 - 5 |
| 10 - 14 | 71,901 | 35,129 | 36,772 | 9,230 | 9,558 | 4,392 | 4,788 | 7,415 | 7,872 | 2,386 | 2,390 | 3,724 | 4,007 | 7,982 | 8,157 | 14 - 10 |
| 15 - 19 | 58,659 | 28,796 | 29,863 | 7,180 | 7,431 | 3,537 | 3,718 | 6,351 | 6,323 | 1,989 | 1,873 | 3,264 | 3,617 | 6,475 | 6,901 | 19 - 15 |
| 20 - 24 | 46,246 | 22,494 | 23,752 | 5,452 | 5,723 | 2,849 | 2,884 | 4,808 | 4,917 | 1,531 | 1,461 | 2,633 | 2,968 | 5,221 | 5,799 | 24 - 20 |
| 25 - 29 | 45,285 | 21,878 | 23,407 | 5,207 | 5,495 | 2,680 | 2,868 | 4,692 | 4,876 | 1,455 | 1,498 | 2,603 | 2,924 | 5,241 | 5,746 | 29 - 25 |
| 30 - 34 | 47,985 | 23,340 | 24,645 | 5,575 | 5,740 | 2,767 | 2,793 | 4,848 | 5,296 | 1,549 | 1,555 | 2,493 | 2,962 | 6,108 | 6,299 | 34 - 30 |
| 35 - 39 | 44,778 | 22,199 | 22,579 | 5,648 | 5,652 | 2,745 | 2,745 | 4,634 | 4,681 | 1,272 | 1,366 | 2,124 | 2,333 | 5,776 | 5,802 | 39 - 35 |
| 40 - 44 | 37,407 | 18,243 | 19,164 | 4,461 | 4,616 | 2,209 | 2,271 | 3,990 | 4,054 | 1,099 | 1,202 | 1,887 | 1,947 | 4,597 | 5,074 | 44 - 40 |
| 45 - 49 | 28,862 | 14,812 | 14,050 | 3,822 | 3,439 | 1,802 | 1,725 | 3,417 | 3,159 | 840 | 767 | 1,527 | 1,525 | 3,404 | 3,435 | 49 - 45 |
| 50 - 54 | 19,572 | 9,813 | 9,759 | 2,447 | 2,446 | 1,124 | 1,224 | 2,114 | 2,229 | 576 | 564 | 1,200 | 1,037 | 2,352 | 2,259 | 54 - 50 |
| 55 - 59 | 13,932 | 7,107 | 6,825 | 1,646 | 1,363 | 808 | 923 | 1,401 | 1,388 | 585 | 553 | 917 | 909 | 1,750 | 1,689 | 59 - 55 |
| 60 - 64 | 11,538 | 5,805 | 5,733 | 1,278 | 1,370 | 635 | 681 | 1,106 | 1,172 | 480 | 379 | 853 | 694 | 1,453 | 1,437 | 64 - 60 |
| 65 - 69 | 9,592 | 5,261 | 4,331 | 1,156 | 1,065 | 514 | 458 | 1,041 | 852 | 439 | 273 | 771 | 634 | 1,340 | 1,049 | 69 - 65 |
| 70 - 74 | 6,545 | 3,432 | 3,113 | 850 | 731 | 381 | 303 | 721 | 649 | 249 | 237 | 479 | 459 | 752 | 734 | 74 - 70 |
| 75 - 79 | 5,338 | 2,590 | 2,748 | 621 | 677 | 290 | 279 | 549 | 597 | 185 | 166 | 335 | 440 | 610 | 589 | 79 - 75 |
| 80 + | 9,334 | 4,647 | 4,687 | 1,110 | 1,197 | 629 | 612 | 951 | 976 | 243 | 277 | 577 | 456 | 1,137 | 1,169 | 80+ |

جدول رقم (٣١) : السكان العمانيون حسب فئات السن والجنس على مستوى ولايات محافظة جنوب الباطنة

Table No. (31) : Omani population by age groups and sex in of the Wilayat of South Al Batinah Governorate

منتصف عام 2025

| Age Groups | الجملة | | | المصنعة | | بركاء | | وادي المعاول | | نخل | | العوابي | | الrustaq | | فئات السن |
|----------------|----------------|----------------|----------------|---------------|---------------|---------------|---------------|----------------|--------------|---------------|---------------|--------------|--------------|---------------|---------------|----------------|
| | Total | | | Al Musanah | | Barka | | Wadi Al maawil | | Nakhal | | Al Awabi | | Al Rustaq | | |
| | كلا الجنسين | اناث | ذكور | اناث | ذكور | اناث | ذكور | اناث | ذكور | اناث | ذكور | اناث | ذكور | اناث | ذكور | |
| | Both Sexes | Female | Male | Female | Male | Female | Male | Female | Male | Female | Male | Female | Male | Female | Male | |
| Total | 374,252 | 185,482 | 188,770 | 43,064 | 42,562 | 56,550 | 58,790 | 8,998 | 8,985 | 13,390 | 13,422 | 8,696 | 8,967 | 54,784 | 56,044 | الجملة |
| 0 - 4 | 49,977 | 24,301 | 25,676 | 5,609 | 5,651 | 7,714 | 8,237 | 1,195 | 1,305 | 1,722 | 1,930 | 1,065 | 1,185 | 6,996 | 7,368 | 4 - 0 |
| 5 - 9 | 50,034 | 24,234 | 25,800 | 5,461 | 5,503 | 7,155 | 7,892 | 1,218 | 1,291 | 1,832 | 1,928 | 1,183 | 1,368 | 7,385 | 7,818 | 9 - 5 |
| 10 - 14 | 46,705 | 22,804 | 23,901 | 5,113 | 5,101 | 6,699 | 7,013 | 1,152 | 1,158 | 1,578 | 1,794 | 1,198 | 1,326 | 7,064 | 7,509 | 14 - 10 |
| 15 - 19 | 35,521 | 17,504 | 18,017 | 4,205 | 4,059 | 5,226 | 5,501 | 811 | 794 | 1,233 | 1,309 | 900 | 876 | 5,129 | 5,478 | 19 - 15 |
| 20 - 24 | 26,497 | 13,192 | 13,305 | 3,245 | 3,195 | 4,099 | 4,327 | 583 | 560 | 908 | 868 | 585 | 518 | 3,772 | 3,837 | 24 - 20 |
| 25 - 29 | 25,243 | 12,580 | 12,663 | 3,004 | 2,950 | 4,003 | 4,140 | 631 | 608 | 872 | 840 | 491 | 522 | 3,579 | 3,603 | 29 - 25 |
| 30 - 34 | 27,766 | 13,948 | 13,818 | 3,220 | 3,125 | 4,462 | 4,544 | 722 | 645 | 982 | 930 | 568 | 631 | 3,994 | 3,943 | 34 - 30 |
| 35 - 39 | 27,752 | 13,618 | 14,134 | 3,163 | 3,264 | 4,307 | 4,614 | 625 | 652 | 989 | 883 | 646 | 647 | 3,888 | 4,074 | 39 - 35 |
| 40 - 44 | 22,376 | 11,392 | 10,984 | 2,581 | 2,807 | 3,764 | 3,654 | 593 | 534 | 864 | 711 | 471 | 426 | 3,119 | 2,852 | 44 - 40 |
| 45 - 49 | 17,855 | 9,267 | 8,588 | 2,164 | 2,001 | 2,893 | 2,575 | 423 | 452 | 674 | 643 | 458 | 381 | 2,655 | 2,536 | 49 - 45 |
| 50 - 54 | 11,318 | 5,594 | 5,724 | 1,372 | 1,260 | 1,633 | 1,792 | 247 | 303 | 427 | 410 | 249 | 242 | 1,666 | 1,717 | 54 - 50 |
| 55 - 59 | 7,744 | 4,110 | 3,634 | 1,043 | 835 | 1,161 | 1,195 | 197 | 173 | 255 | 245 | 206 | 210 | 1,248 | 976 | 59 - 55 |
| 60 - 64 | 6,628 | 3,353 | 3,275 | 736 | 756 | 1,001 | 918 | 159 | 128 | 246 | 259 | 199 | 176 | 1,012 | 1,038 | 64 - 60 |
| 65 - 69 | 5,648 | 3,013 | 2,635 | 702 | 627 | 809 | 709 | 137 | 100 | 245 | 185 | 143 | 139 | 977 | 875 | 69 - 65 |
| 70 - 74 | 4,025 | 2,158 | 1,867 | 456 | 409 | 537 | 534 | 106 | 72 | 164 | 159 | 115 | 98 | 780 | 595 | 74 - 70 |
| 75 - 79 | 3,098 | 1,540 | 1,558 | 369 | 368 | 418 | 439 | 84 | 74 | 122 | 109 | 73 | 68 | 474 | 500 | 79 - 75 |
| 80 + | 6,065 | 2,874 | 3,191 | 621 | 651 | 669 | 706 | 115 | 136 | 277 | 219 | 146 | 154 | 1,046 | 1,325 | 80+ |

جدول رقم (٣٢) : السكان العمانيون حسب فئات السن والجنس على مستوى ولايات محافظة جنوب الشرقية

Table No. (32) : Omani population by age groups and sex in of the Wilayat of South Ash Sharqiyah Governorate

منتصف عام 2025 م

| Age Groups | الجملة | | | مصيرة | | جعلان بني بو علي | | جعلان بني بو حسن | | الكامل والوافي | | صور | | فئات السن |
|----------------|----------------|----------------|----------------|--------------|--------------|--------------------|---------------|----------------------|---------------|---------------------|---------------|---------------|---------------|----------------|
| | Total | | | Masirah | | Jaalan bani bu Ali | | Jaalan bani bu Hasan | | Al Kamil wa al Wafi | | Sur | | |
| | كلا الجنسين | اناث | ذكور | اناث | ذكور | اناث | ذكور | اناث | ذكور | اناث | ذكور | اناث | ذكور | |
| | Both Sexes | Female | Male | Female | Male | Female | Male | Female | Male | Female | Male | Female | Male | |
| Total | 253,037 | 126,842 | 126,195 | 5,218 | 4,806 | 43,631 | 44,437 | 20,822 | 21,448 | 15,591 | 14,470 | 41,580 | 41,034 | الجملة |
| 0 - 4 | 37,571 | 18,478 | 19,093 | 665 | 612 | 7,303 | 7,549 | 3,100 | 3,278 | 2,114 | 2,169 | 5,296 | 5,485 | 4 - 0 |
| 5 - 9 | 36,239 | 17,749 | 18,490 | 684 | 625 | 6,771 | 7,032 | 3,048 | 3,296 | 2,279 | 2,140 | 4,967 | 5,397 | 9 - 5 |
| 10 - 14 | 30,840 | 15,219 | 15,621 | 486 | 502 | 5,808 | 5,923 | 2,601 | 2,776 | 1,910 | 1,852 | 4,414 | 4,568 | 14 - 10 |
| 15 - 19 | 21,750 | 10,829 | 10,921 | 425 | 344 | 3,864 | 3,958 | 1,929 | 1,964 | 1,338 | 1,276 | 3,273 | 3,379 | 19 - 15 |
| 20 - 24 | 15,996 | 8,188 | 7,808 | 350 | 316 | 2,737 | 2,646 | 1,370 | 1,335 | 1,063 | 816 | 2,668 | 2,695 | 24 - 20 |
| 25 - 29 | 16,294 | 8,137 | 8,157 | 367 | 370 | 2,637 | 2,606 | 1,249 | 1,350 | 951 | 860 | 2,933 | 2,971 | 29 - 25 |
| 30 - 34 | 18,206 | 9,302 | 8,904 | 514 | 428 | 2,851 | 2,862 | 1,312 | 1,428 | 1,208 | 908 | 3,417 | 3,278 | 34 - 30 |
| 35 - 39 | 18,068 | 9,293 | 8,775 | 443 | 392 | 2,639 | 2,664 | 1,349 | 1,266 | 1,205 | 1,049 | 3,657 | 3,404 | 39 - 35 |
| 40 - 44 | 15,342 | 7,523 | 7,819 | 289 | 343 | 2,271 | 2,656 | 1,118 | 1,146 | 946 | 872 | 2,899 | 2,802 | 44 - 40 |
| 45 - 49 | 11,806 | 6,022 | 5,784 | 258 | 280 | 1,765 | 1,744 | 1,022 | 981 | 732 | 664 | 2,245 | 2,115 | 49 - 45 |
| 50 - 54 | 7,836 | 3,982 | 3,854 | 188 | 158 | 1,360 | 1,262 | 671 | 658 | 445 | 429 | 1,318 | 1,347 | 54 - 50 |
| 55 - 59 | 5,666 | 2,987 | 2,679 | 154 | 154 | 1,001 | 867 | 466 | 454 | 316 | 318 | 1,050 | 886 | 59 - 55 |
| 60 - 64 | 4,975 | 2,588 | 2,387 | 112 | 113 | 744 | 801 | 464 | 399 | 246 | 274 | 1,022 | 800 | 64 - 60 |
| 65 - 69 | 3,942 | 2,210 | 1,732 | 135 | 68 | 638 | 533 | 353 | 337 | 219 | 224 | 865 | 570 | 69 - 65 |
| 70 - 74 | 2,729 | 1,511 | 1,218 | 47 | 42 | 391 | 409 | 258 | 251 | 224 | 142 | 591 | 374 | 74 - 70 |
| 75 - 79 | 2,080 | 1,036 | 1,044 | 42 | 37 | 308 | 355 | 156 | 190 | 175 | 135 | 355 | 327 | 79 - 75 |
| 80 + | 3,697 | 1,788 | 1,909 | 59 | 22 | 543 | 570 | 356 | 339 | 220 | 342 | 610 | 636 | 80+ |

جدول رقم (٣٣) : السكان العمانيون حسب فئات السن والجنس على مستوى ولايات محافظة شمال الشرقية

Table No. (33) : Omani population by age groups and sex in the Wilayat of North Ash Sharqiyah Governorate

منتصف عام 2025 م

| Age Groups | الجملة | | | دماء والظانيين | | وادي بني خالد | | القبائل | | بديّة | | المضبيبي | | ابراء | | فئات السن |
|------------|-------------|---------|---------|--------------------|--------|------------------|--------|----------|--------|---------|--------|------------|--------|--------|--------|-----------|
| | Total | | | Dima wa at Taiyyin | | Wadi bani Khalid | | Al Qabil | | Bidiyah | | Al Mudyabi | | Ibra | | |
| | كلا الجنسين | اناث | ذكور | اناث | ذكور | اناث | ذكور | اناث | ذكور | اناث | ذكور | اناث | ذكور | اناث | ذكور | |
| Both Sexes | Female | Male | Female | Male | Female | Male | Female | Male | Female | Male | Female | Male | Female | Male | Female | Male |
| Total | 219,004 | 109,829 | 109,175 | 14,432 | 13,489 | 6,606 | 6,698 | 10,866 | 11,345 | 13,736 | 13,127 | 47,946 | 46,822 | 16,243 | 17,694 | الجملة |
| 0 - 4 | 31,245 | 15,153 | 16,092 | 2,062 | 2,116 | 892 | 1,037 | 1,504 | 1,697 | 1,735 | 1,628 | 6,704 | 7,251 | 2,256 | 2,363 | 4 - 0 |
| 5 - 9 | 32,045 | 15,552 | 16,493 | 2,070 | 2,121 | 925 | 1,163 | 1,555 | 1,769 | 1,922 | 1,863 | 6,662 | 7,032 | 2,418 | 2,545 | 9 - 5 |
| 10 - 14 | 27,476 | 13,300 | 14,176 | 1,875 | 1,925 | 888 | 996 | 1,337 | 1,430 | 1,684 | 1,654 | 5,656 | 6,120 | 1,860 | 2,051 | 14 - 10 |
| 15 - 19 | 19,734 | 9,615 | 10,119 | 1,395 | 1,345 | 626 | 648 | 921 | 1,002 | 1,110 | 1,230 | 4,226 | 4,085 | 1,337 | 1,809 | 19 - 15 |
| 20 - 24 | 14,324 | 7,263 | 7,061 | 881 | 791 | 385 | 368 | 725 | 656 | 914 | 781 | 3,303 | 2,887 | 1,055 | 1,578 | 24 - 20 |
| 25 - 29 | 13,517 | 7,025 | 6,492 | 883 | 677 | 389 | 348 | 697 | 679 | 816 | 798 | 3,155 | 2,909 | 1,085 | 1,081 | 29 - 25 |
| 30 - 34 | 15,222 | 7,862 | 7,360 | 917 | 786 | 396 | 362 | 743 | 792 | 996 | 872 | 3,503 | 3,371 | 1,307 | 1,177 | 34 - 30 |
| 35 - 39 | 14,585 | 7,655 | 6,930 | 1,006 | 769 | 414 | 279 | 690 | 686 | 1,111 | 983 | 3,194 | 2,921 | 1,240 | 1,292 | 39 - 35 |
| 40 - 44 | 12,819 | 6,667 | 6,152 | 864 | 685 | 321 | 340 | 741 | 700 | 886 | 842 | 2,908 | 2,575 | 947 | 1,010 | 44 - 40 |
| 45 - 49 | 10,035 | 5,365 | 4,670 | 628 | 499 | 352 | 235 | 502 | 430 | 665 | 703 | 2,412 | 1,996 | 806 | 807 | 49 - 45 |
| 50 - 54 | 6,599 | 3,369 | 3,230 | 404 | 421 | 213 | 174 | 316 | 314 | 452 | 403 | 1,462 | 1,407 | 522 | 511 | 54 - 50 |
| 55 - 59 | 4,897 | 2,544 | 2,353 | 321 | 283 | 153 | 125 | 265 | 244 | 299 | 274 | 1,170 | 1,066 | 336 | 361 | 59 - 55 |
| 60 - 64 | 4,123 | 2,184 | 1,939 | 289 | 248 | 133 | 137 | 249 | 200 | 262 | 228 | 933 | 800 | 318 | 326 | 64 - 60 |
| 65 - 69 | 3,601 | 1,912 | 1,689 | 248 | 208 | 140 | 121 | 170 | 168 | 229 | 217 | 885 | 768 | 240 | 207 | 69 - 65 |
| 70 - 74 | 2,767 | 1,435 | 1,332 | 242 | 206 | 118 | 114 | 137 | 148 | 185 | 179 | 596 | 531 | 157 | 154 | 74 - 70 |
| 75 - 79 | 1,760 | 947 | 813 | 128 | 119 | 92 | 78 | 110 | 103 | 114 | 105 | 388 | 318 | 115 | 90 | 79 - 75 |
| 80 + | 4,255 | 1,981 | 2,274 | 219 | 290 | 169 | 173 | 204 | 327 | 356 | 367 | 789 | 785 | 244 | 332 | 80+ |

جدول رقم (٣٤) : السكان العمانيون حسب فئات السن والجنس على مستوى ولايات محافظة الظاهرة

Table No. (34) : Omani population by age groups and sex in the Wilayat of Adh Dhahira Governorate

منتصف عام 2025 م

| Age Groups | الجملة | | | ضنك | | ينقل | | عبري | | فئات السن |
|--------------|---------------------------|----------------|---------------|----------------|---------------|----------------|---------------|----------------|---------------|---------------|
| | Total | | | Dank | | Yanqul | | Ibri | | |
| | كلا الجنسين Both Sexes | اناث Female | ذكور Male | اناث Female | ذكور Male | اناث Female | ذكور Male | اناث Female | ذكور Male | |
| Total | 187,853 | 93,253 | 94,600 | 11,068 | 10,400 | 11,972 | 12,108 | 70,213 | 72,092 | الجملة |
| 0 - 4 | 24,047 | 11,675 | 12,372 | 1,264 | 1,294 | 1,508 | 1,607 | 8,903 | 9,471 | 4 - 0 |
| 5 - 9 | 24,283 | 11,694 | 12,589 | 1,235 | 1,423 | 1,493 | 1,751 | 8,966 | 9,415 | 9 - 5 |
| 10 - 14 | 22,041 | 10,937 | 11,104 | 1,350 | 1,238 | 1,454 | 1,522 | 8,133 | 8,344 | 14 - 10 |
| 15 - 19 | 16,775 | 8,133 | 8,642 | 987 | 917 | 1,028 | 1,085 | 6,118 | 6,640 | 19 - 15 |
| 20 - 24 | 12,822 | 6,344 | 6,478 | 700 | 651 | 740 | 715 | 4,904 | 5,112 | 24 - 20 |
| 25 - 29 | 13,551 | 6,731 | 6,820 | 770 | 740 | 862 | 789 | 5,099 | 5,291 | 29 - 25 |
| 30 - 34 | 15,522 | 7,968 | 7,554 | 998 | 812 | 954 | 917 | 6,016 | 5,825 | 34 - 30 |
| 35 - 39 | 14,178 | 7,008 | 7,170 | 833 | 707 | 932 | 824 | 5,243 | 5,639 | 39 - 35 |
| 40 - 44 | 12,001 | 5,803 | 6,198 | 803 | 781 | 695 | 720 | 4,305 | 4,697 | 44 - 40 |
| 45 - 49 | 8,219 | 3,954 | 4,265 | 421 | 483 | 462 | 515 | 3,071 | 3,267 | 49 - 45 |
| 50 - 54 | 6,153 | 3,096 | 3,057 | 354 | 381 | 414 | 443 | 2,328 | 2,233 | 54 - 50 |
| 55 - 59 | 4,361 | 2,171 | 2,190 | 264 | 263 | 305 | 277 | 1,602 | 1,650 | 59 - 55 |
| 60 - 64 | 3,762 | 2,078 | 1,684 | 289 | 157 | 338 | 229 | 1,451 | 1,298 | 64 - 60 |
| 65 - 69 | 3,257 | 1,860 | 1,397 | 239 | 186 | 260 | 228 | 1,361 | 983 | 69 - 65 |
| 70 - 74 | 2,125 | 1,190 | 935 | 184 | 121 | 159 | 143 | 847 | 671 | 74 - 70 |
| 75 - 79 | 1,702 | 943 | 759 | 124 | 110 | 159 | 126 | 660 | 523 | 79 - 75 |
| 80 + | 3,054 | 1,668 | 1,386 | 253 | 136 | 209 | 217 | 1,206 | 1,033 | 80+ |

جدول رقم (٣٥) : السكان العمانيون حسب فئات السن والجنس على مستوى ولايات محافظة الوسطى

Table No. (35) : Omani population by age groups and sex in the Wilayat of Al Wusta Governorate

منتصف عام 2025

| Age Groups | الجملة | | | الجازر | | الدقم | | محوث | | هيما | | فئات السن |
|--------------|---------------|---------------|---------------|--------------|--------------|--------------|--------------|--------------|--------------|--------------|--------------|---------------|
| | Total | | | Al Jazer | | Ad Duqm | | Muhut | | Hayma | | |
| | كلا الجنسين | اثاث | ذكور | اثاث | ذكور | اثاث | ذكور | اثاث | ذكور | اثاث | ذكور | |
| | Both Sexes | Female | Male | Female | Male | Female | Male | Female | Male | Female | Male | |
| Total | 30,588 | 15,494 | 15,094 | 2,356 | 1,747 | 3,013 | 3,138 | 8,527 | 8,852 | 1,598 | 1,357 | الجملة |
| 0 - 4 | 4,208 | 2,112 | 2,096 | 291 | 247 | 356 | 453 | 1,217 | 1,188 | 248 | 208 | 4 - 0 |
| 5 - 9 | 4,475 | 2,214 | 2,261 | 318 | 242 | 399 | 455 | 1,245 | 1,368 | 252 | 196 | 9 - 5 |
| 10 - 14 | 4,090 | 2,056 | 2,034 | 300 | 204 | 421 | 432 | 1,137 | 1,216 | 198 | 182 | 14 - 10 |
| 15 - 19 | 2,960 | 1,517 | 1,443 | 245 | 164 | 332 | 328 | 789 | 845 | 151 | 106 | 19 - 15 |
| 20 - 24 | 2,269 | 1,186 | 1,083 | 198 | 154 | 252 | 219 | 614 | 605 | 122 | 105 | 24 - 20 |
| 25 - 29 | 1,834 | 912 | 922 | 147 | 110 | 166 | 191 | 491 | 529 | 108 | 92 | 29 - 25 |
| 30 - 34 | 1,661 | 857 | 804 | 120 | 97 | 162 | 149 | 497 | 469 | 78 | 89 | 34 - 30 |
| 35 - 39 | 1,753 | 965 | 788 | 142 | 81 | 214 | 186 | 522 | 455 | 87 | 66 | 39 - 35 |
| 40 - 44 | 1,892 | 999 | 893 | 191 | 115 | 196 | 189 | 517 | 514 | 95 | 75 | 44 - 40 |
| 45 - 49 | 1,363 | 702 | 661 | 137 | 85 | 143 | 145 | 354 | 385 | 68 | 46 | 49 - 45 |
| 50 - 54 | 964 | 450 | 514 | 84 | 72 | 107 | 125 | 215 | 259 | 44 | 58 | 54 - 50 |
| 55 - 59 | 685 | 301 | 384 | 40 | 51 | 62 | 59 | 180 | 235 | 19 | 39 | 59 - 55 |
| 60 - 64 | 608 | 312 | 296 | 43 | 45 | 74 | 60 | 166 | 167 | 29 | 24 | 64 - 60 |
| 65 - 69 | 544 | 267 | 277 | 25 | 32 | 45 | 56 | 168 | 171 | 29 | 18 | 69 - 65 |
| 70 - 74 | 395 | 202 | 193 | 38 | 20 | 33 | 33 | 123 | 131 | 8 | 9 | 74 - 70 |
| 75 - 79 | 266 | 135 | 131 | 15 | 7 | 14 | 31 | 94 | 80 | 12 | 13 | 79 - 75 |
| 80 + | 621 | 307 | 314 | 22 | 21 | 37 | 27 | 198 | 235 | 50 | 31 | 80+ |

جدول رقم (٣٦) : السكان العمانيون حسب فئات السن والجنس على مستوى ولايات محافظة مسقط

Table No. (36) : Omani population by age groups and sex in Wilayats of Muscat Governorate

منتصف عام 2030 Mid-year 2030

| Age Groups | الجملة | | | قريات | | السيب | | بوشر | | العمرات | | مطرح | | مسقط | | فئات السن |
|--------------|----------------|----------------|----------------|---------------|---------------|----------------|----------------|---------------|---------------|---------------|---------------|---------------|---------------|---------------|---------------|---------------|
| | Total | | | Qurayyat | | As Seeb | | Bawshar | | Al Amrat | | Mutrah | | Muscat | | |
| | كلا الجنسين | اناث | ذكور | اناث | ذكور | اناث | ذكور | اناث | ذكور | اناث | ذكور | اناث | ذكور | اناث | ذكور | |
| | Both Sexes | Female | Male | Female | Male | Female | Male | Female | Male | Female | Male | Female | Male | Female | Male | |
| Total | 703,001 | 348,452 | 354,549 | 31,642 | 29,687 | 168,093 | 172,520 | 59,134 | 62,279 | 46,543 | 46,484 | 29,222 | 29,343 | 13,818 | 14,236 | الجملة |
| 0 - 4 | 77,602 | 38,385 | 39,217 | 3,440 | 3,529 | 19,113 | 19,465 | 6,061 | 6,349 | 5,160 | 5,556 | 3,105 | 2,821 | 1,506 | 1,497 | 4 - 0 |
| 5 - 9 | 79,393 | 39,223 | 40,170 | 3,478 | 3,700 | 19,723 | 19,985 | 6,433 | 6,677 | 5,455 | 5,711 | 2,775 | 2,757 | 1,359 | 1,340 | 9 - 5 |
| 10 - 14 | 72,727 | 35,997 | 36,730 | 3,716 | 3,800 | 17,820 | 18,320 | 5,773 | 6,049 | 4,944 | 4,881 | 2,396 | 2,332 | 1,348 | 1,348 | 14 - 10 |
| 15 - 19 | 64,129 | 31,410 | 32,719 | 3,209 | 3,323 | 15,396 | 16,425 | 5,045 | 5,105 | 4,201 | 4,167 | 2,338 | 2,299 | 1,221 | 1,400 | 19 - 15 |
| 20 - 24 | 54,910 | 26,238 | 28,672 | 2,371 | 2,140 | 12,748 | 14,785 | 4,436 | 4,883 | 3,388 | 3,281 | 2,256 | 2,353 | 1,039 | 1,230 | 24 - 20 |
| 25 - 29 | 44,703 | 21,938 | 22,765 | 1,890 | 1,778 | 10,504 | 10,716 | 3,662 | 4,041 | 2,961 | 2,917 | 1,996 | 2,268 | 925 | 1,045 | 29 - 25 |
| 30 - 34 | 48,098 | 23,629 | 24,469 | 1,860 | 1,655 | 11,453 | 11,339 | 3,809 | 4,235 | 3,368 | 3,458 | 2,173 | 2,607 | 966 | 1,175 | 34 - 30 |
| 35 - 39 | 59,723 | 30,047 | 29,676 | 2,239 | 1,941 | 14,503 | 14,178 | 5,425 | 5,365 | 4,078 | 4,079 | 2,610 | 2,832 | 1,192 | 1,281 | 39 - 35 |
| 40 - 44 | 61,395 | 30,285 | 31,110 | 2,329 | 1,819 | 14,828 | 15,578 | 5,710 | 5,960 | 3,743 | 3,957 | 2,499 | 2,671 | 1,176 | 1,125 | 44 - 40 |
| 45 - 49 | 49,330 | 23,551 | 25,779 | 1,907 | 1,810 | 11,323 | 12,757 | 4,468 | 5,254 | 2,967 | 2,895 | 2,109 | 2,134 | 777 | 929 | 49 - 45 |
| 50 - 54 | 33,161 | 16,188 | 16,973 | 1,373 | 1,243 | 7,428 | 7,965 | 2,924 | 3,649 | 2,143 | 2,003 | 1,650 | 1,470 | 670 | 643 | 54 - 50 |
| 55 - 59 | 19,471 | 9,414 | 10,057 | 877 | 840 | 4,088 | 4,348 | 1,702 | 2,153 | 1,212 | 1,361 | 1,022 | 950 | 513 | 405 | 59 - 55 |
| 60 - 64 | 12,074 | 6,251 | 5,823 | 678 | 572 | 2,742 | 2,493 | 1,015 | 1,038 | 831 | 784 | 668 | 664 | 317 | 272 | 64 - 60 |
| 65 - 69 | 8,942 | 5,027 | 3,915 | 650 | 461 | 2,095 | 1,724 | 829 | 625 | 648 | 493 | 550 | 432 | 255 | 180 | 69 - 65 |
| 70 - 74 | 6,805 | 4,233 | 2,572 | 529 | 375 | 1,811 | 1,056 | 636 | 318 | 594 | 364 | 426 | 307 | 237 | 152 | 74 - 70 |
| 75 - 79 | 4,113 | 2,666 | 1,447 | 390 | 241 | 1,045 | 511 | 464 | 235 | 381 | 191 | 260 | 183 | 126 | 86 | 79 - 75 |
| 80 + | 6,425 | 3,970 | 2,455 | 706 | 460 | 1,473 | 875 | 742 | 343 | 469 | 386 | 389 | 263 | 191 | 128 | 80+ |

جدول رقم (٣٧) : السكان العمانيون حسب فئات السن والجنس على مستوى ولايات محافظة ظفار

Table No. (37) : Omani population by age groups and sex in Wilayats of Dhofar Governorate

منتصف عام 2030

| Age Groups | ثمريرت | | رخيوت | | مرباط | | طاقفة | | صلالة | | فئات السن |
|----------------|--------------|--------------|--------------|--------------|--------------|--------------|---------------|---------------|---------------|---------------|----------------|
| | Thumrayt | | Rakhyut | | Mirbat | | Taqah | | Salalah | | |
| | اناث | ذكور | اناث | ذكور | اناث | ذكور | اناث | ذكور | اناث | ذكور | |
| | Female | Male | Female | Male | Female | Male | Female | Male | Female | Male | |
| Total | 8,229 | 8,689 | 3,063 | 3,055 | 7,624 | 7,962 | 12,335 | 12,805 | 93,055 | 96,710 | الجملة |
| 0 - 4 | 1,142 | 1,311 | 314 | 301 | 674 | 759 | 1,208 | 1,314 | 9,969 | 10,428 | 4 - 0 |
| 5 - 9 | 1,149 | 1,251 | 358 | 378 | 738 | 854 | 1,281 | 1,420 | 10,246 | 10,814 | 9 - 5 |
| 10 - 14 | 922 | 1,075 | 385 | 361 | 820 | 900 | 1,338 | 1,480 | 10,090 | 10,445 | 14 - 10 |
| 15 - 19 | 850 | 850 | 322 | 306 | 744 | 763 | 1,257 | 1,306 | 8,508 | 8,913 | 19 - 15 |
| 20 - 24 | 572 | 617 | 236 | 246 | 646 | 669 | 1,070 | 1,036 | 7,453 | 7,772 | 24 - 20 |
| 25 - 29 | 549 | 539 | 180 | 208 | 565 | 607 | 844 | 956 | 6,633 | 6,548 | 29 - 25 |
| 30 - 34 | 481 | 549 | 117 | 163 | 487 | 552 | 771 | 855 | 6,756 | 7,248 | 34 - 30 |
| 35 - 39 | 443 | 458 | 157 | 169 | 401 | 458 | 624 | 807 | 6,804 | 7,774 | 39 - 35 |
| 40 - 44 | 526 | 472 | 271 | 215 | 494 | 524 | 756 | 780 | 6,802 | 7,031 | 44 - 40 |
| 45 - 49 | 428 | 498 | 211 | 217 | 600 | 507 | 893 | 822 | 5,695 | 6,592 | 49 - 45 |
| 50 - 54 | 314 | 333 | 136 | 174 | 421 | 499 | 750 | 767 | 4,714 | 5,065 | 54 - 50 |
| 55 - 59 | 174 | 184 | 83 | 97 | 264 | 277 | 409 | 342 | 2,620 | 2,794 | 59 - 55 |
| 60 - 64 | 117 | 102 | 82 | 67 | 221 | 184 | 264 | 286 | 1,897 | 1,669 | 64 - 60 |
| 65 - 69 | 120 | 143 | 83 | 50 | 188 | 147 | 266 | 237 | 1,489 | 1,256 | 69 - 65 |
| 70 - 74 | 134 | 85 | 58 | 26 | 136 | 68 | 264 | 127 | 1,286 | 755 | 74 - 70 |
| 75 - 79 | 100 | 56 | 42 | 17 | 104 | 43 | 172 | 97 | 741 | 456 | 79 - 75 |
| 80 + | 208 | 166 | 28 | 60 | 121 | 151 | 168 | 173 | 1,352 | 1,150 | 80+ |

تابع - continue

جدول رقم (٣٧) : السكان العمانيون حسب فئات السن والجنس على مستوى ولايات محافظة ظفار

Table No. (37) : Omani population by age groups and sex in Wilayats of Dhofar Governorate
منتصف عام 2030

| Age Groups | الجملة | | | سحد | | شليم وجزر الحلاتيات | | مقشبن | | المزبونة | | ضلكوت | | فئات السن |
|--------------|----------------|----------------|----------------|--------------|--------------|------------------------------|--------------|------------|------------|--------------|--------------|--------------|--------------|---------------|
| | Total | | | Sadh | | Shalim wa juzur al Hallniyat | | Muqshin | | Al Mazuynah | | Dalkut | | |
| | كلا الجنسين | اناث | ذكور | اناث | ذكور | اناث | ذكور | اناث | ذكور | اناث | ذكور | اناث | ذكور | |
| | Both Sexes | Female | Male | Female | Male | Female | Male | Female | Male | Female | Male | Female | Male | |
| Total | 289,008 | 141,652 | 147,356 | 3,855 | 4,131 | 2,878 | 2,563 | 761 | 811 | 8,199 | 8,870 | 1,653 | 1,760 | الجملة |
| 0 - 4 | 5,831 | 15,405 | 16,465 | 394 | 454 | 331 | 323 | 92 | 94 | 1,084 | 1,275 | 197 | 206 | 4 - 0 |
| 5 - 9 | 6,194 | 15,981 | 17,179 | 415 | 462 | 391 | 358 | 100 | 108 | 1,122 | 1,363 | 181 | 171 | 9 - 5 |
| 10 - 14 | 5,936 | 15,762 | 16,615 | 435 | 478 | 381 | 321 | 88 | 104 | 1,118 | 1,217 | 185 | 234 | 14 - 10 |
| 15 - 19 | 4,804 | 13,547 | 13,887 | 375 | 427 | 322 | 242 | 68 | 78 | 932 | 832 | 169 | 170 | 19 - 15 |
| 20 - 24 | 3,762 | 11,420 | 11,672 | 342 | 357 | 235 | 180 | 67 | 64 | 652 | 593 | 147 | 138 | 24 - 20 |
| 25 - 29 | 3,297 | 9,851 | 9,965 | 299 | 298 | 216 | 151 | 47 | 65 | 402 | 473 | 116 | 120 | 29 - 25 |
| 30 - 34 | 2,835 | 9,332 | 10,178 | 203 | 261 | 123 | 121 | 44 | 48 | 281 | 286 | 69 | 95 | 34 - 30 |
| 35 - 39 | 2,671 | 9,321 | 10,559 | 190 | 185 | 121 | 146 | 57 | 40 | 437 | 408 | 87 | 114 | 39 - 35 |
| 40 - 44 | 3,007 | 10,007 | 10,162 | 203 | 217 | 179 | 181 | 44 | 41 | 583 | 577 | 149 | 124 | 44 - 40 |
| 45 - 49 | 3,048 | 8,943 | 9,778 | 269 | 309 | 182 | 108 | 41 | 48 | 506 | 539 | 118 | 138 | 49 - 45 |
| 50 - 54 | 2,769 | 7,101 | 7,925 | 220 | 236 | 130 | 180 | 34 | 52 | 311 | 528 | 71 | 91 | 54 - 50 |
| 55 - 59 | 1,349 | 3,999 | 4,204 | 176 | 158 | 82 | 71 | 29 | 20 | 122 | 200 | 40 | 61 | 59 - 55 |
| 60 - 64 | 969 | 2,929 | 2,668 | 87 | 94 | 57 | 48 | 1 | 17 | 159 | 171 | 44 | 30 | 64 - 60 |
| 65 - 69 | 854 | 2,398 | 2,148 | 101 | 99 | 28 | 55 | 9 | 7 | 83 | 116 | 31 | 38 | 69 - 65 |
| 70 - 74 | 442 | 2,086 | 1,209 | 55 | 42 | 29 | 19 | 0 | 0 | 93 | 75 | 31 | 12 | 74 - 70 |
| 75 - 79 | 305 | 1,328 | 764 | 60 | 18 | 15 | 17 | 12 | 0 | 79 | 57 | 3 | 3 | 79 - 75 |
| 80 + | 813 | 2,242 | 1,978 | 31 | 36 | 56 | 42 | 28 | 25 | 235 | 160 | 15 | 15 | 80+ |

جدول رقم (٣٨) : السكان العمانيون حسب فئات السن والجنس على مستوى ولايات محافظة مسندم

Table No. (38) : Omani population by age groups and sex in Wilayats of Musandum Governorate

منتصف عام 2030 م

| Age Groups | الجملة | | | مدحا | | بخا | | دبا | | خصب | | فئات السن |
|--------------|---------------|---------------|---------------|--------------|--------------|--------------|--------------|--------------|--------------|---------------|---------------|---------------|
| | Total | | | Madha | | Bukha | | Daba | | Khasab | | |
| | كلا الجنسين | اناث | ذكور | اناث | ذكور | اناث | ذكور | اناث | ذكور | اناث | ذكور | |
| | Both Sexes | Female | Male | Female | Male | Female | Male | Female | Male | Female | Male | |
| Total | 38,228 | 18,847 | 19,381 | 1,879 | 1,980 | 1,747 | 1,675 | 3,627 | 3,682 | 11,594 | 12,044 | الجملة |
| 0 - 4 | 4,036 | 1,994 | 2,042 | 252 | 232 | 153 | 137 | 376 | 371 | 1,213 | 1,302 | 4 - 0 |
| 5 - 9 | 3,966 | 2,012 | 1,954 | 213 | 238 | 182 | 166 | 413 | 379 | 1,204 | 1,171 | 9 - 5 |
| 10 - 14 | 3,860 | 1,886 | 1,974 | 228 | 233 | 147 | 117 | 379 | 391 | 1,132 | 1,233 | 14 - 10 |
| 15 - 19 | 3,643 | 1,791 | 1,852 | 195 | 213 | 142 | 148 | 350 | 344 | 1,104 | 1,147 | 19 - 15 |
| 20 - 24 | 3,012 | 1,503 | 1,509 | 162 | 177 | 131 | 120 | 284 | 264 | 926 | 948 | 24 - 20 |
| 25 - 29 | 2,720 | 1,297 | 1,423 | 113 | 140 | 123 | 144 | 265 | 297 | 796 | 842 | 29 - 25 |
| 30 - 34 | 2,552 | 1,191 | 1,361 | 109 | 107 | 108 | 150 | 215 | 258 | 759 | 846 | 34 - 30 |
| 35 - 39 | 2,584 | 1,316 | 1,268 | 159 | 125 | 159 | 118 | 227 | 245 | 771 | 780 | 39 - 35 |
| 40 - 44 | 2,550 | 1,218 | 1,332 | 95 | 159 | 105 | 113 | 226 | 253 | 792 | 807 | 44 - 40 |
| 45 - 49 | 2,098 | 1,030 | 1,068 | 65 | 126 | 111 | 149 | 213 | 201 | 641 | 592 | 49 - 45 |
| 50 - 54 | 1,788 | 923 | 865 | 82 | 54 | 63 | 42 | 228 | 194 | 550 | 575 | 54 - 50 |
| 55 - 59 | 1,556 | 747 | 809 | 57 | 37 | 91 | 82 | 128 | 124 | 471 | 566 | 59 - 55 |
| 60 - 64 | 1,142 | 576 | 566 | 30 | 32 | 61 | 48 | 110 | 90 | 375 | 396 | 64 - 60 |
| 65 - 69 | 967 | 457 | 510 | 11 | 20 | 70 | 39 | 78 | 97 | 298 | 354 | 69 - 65 |
| 70 - 74 | 686 | 363 | 323 | 31 | 17 | 43 | 33 | 70 | 73 | 219 | 200 | 74 - 70 |
| 75 - 79 | 481 | 275 | 206 | 27 | 24 | 37 | 30 | 29 | 45 | 182 | 107 | 79 - 75 |
| 80 + | 587 | 268 | 319 | 50 | 46 | 21 | 39 | 36 | 56 | 161 | 178 | 80+ |

جدول رقم (٣٩) : السكان العمانيون حسب فئات السن والجنس على مستوى ولايات محافظة البريمي

Table No. (39) : Omani population by age groups and sex in the Wilayat of Al Buraymi Governorate

منتصف عام 2030 Mid-year 2030

| Age Groups | الجملة | | | السنتينة | | محضة | | البريمي | | فئات السن |
|--------------|---------------------------|----------------|---------------|----------------|--------------|----------------|--------------|----------------|---------------|---------------|
| | Total | | | As Sunaynah | | Mahdah | | Al Buraymi | | |
| | كلا الجنسين Both Sexes | اناث Female | ذكور Male | اناث Female | ذكور Male | اناث Female | ذكور Male | اناث Female | ذكور Male | |
| Total | 78,663 | 37,471 | 41,192 | 253 | 330 | 3,723 | 4,100 | 33,495 | 36,762 | الجملة |
| 0 - 4 | 9,087 | 4,322 | 4,765 | 36 | 37 | 413 | 533 | 3,873 | 4,195 | 4 - 0 |
| 5 - 9 | 9,547 | 4,576 | 4,971 | 41 | 48 | 482 | 543 | 4,053 | 4,380 | 9 - 5 |
| 10 - 14 | 9,451 | 4,604 | 4,847 | 37 | 47 | 527 | 594 | 4,040 | 4,206 | 14 - 10 |
| 15 - 19 | 8,201 | 3,882 | 4,319 | 29 | 35 | 423 | 445 | 3,430 | 3,839 | 19 - 15 |
| 20 - 24 | 6,365 | 3,007 | 3,358 | 20 | 30 | 306 | 326 | 2,681 | 3,002 | 24 - 20 |
| 25 - 29 | 5,161 | 2,455 | 2,706 | 11 | 12 | 223 | 237 | 2,221 | 2,457 | 29 - 25 |
| 30 - 34 | 5,181 | 2,443 | 2,738 | 6 | 21 | 227 | 227 | 2,210 | 2,490 | 34 - 30 |
| 35 - 39 | 5,449 | 2,635 | 2,814 | 19 | 9 | 225 | 274 | 2,391 | 2,531 | 39 - 35 |
| 40 - 44 | 5,564 | 2,520 | 3,044 | 9 | 23 | 186 | 257 | 2,325 | 2,764 | 44 - 40 |
| 45 - 49 | 4,499 | 2,227 | 2,272 | 27 | 13 | 185 | 153 | 2,015 | 2,106 | 49 - 45 |
| 50 - 54 | 3,419 | 1,640 | 1,779 | 3 | 20 | 169 | 131 | 1,468 | 1,628 | 54 - 50 |
| 55 - 59 | 2,418 | 1,016 | 1,402 | 2 | 9 | 130 | 105 | 884 | 1,288 | 59 - 55 |
| 60 - 64 | 1,325 | 595 | 730 | 3 | 10 | 50 | 76 | 542 | 644 | 64 - 60 |
| 65 - 69 | 1,001 | 514 | 487 | 0 | 3 | 54 | 61 | 460 | 423 | 69 - 65 |
| 70 - 74 | 715 | 404 | 311 | 4 | 1 | 59 | 42 | 341 | 268 | 74 - 70 |
| 75 - 79 | 483 | 279 | 204 | 0 | 3 | 23 | 15 | 256 | 186 | 79 - 75 |
| 80 + | 797 | 352 | 445 | 6 | 9 | 41 | 81 | 305 | 355 | 80+ |

جدول رقم (٤٠) : السكان العمانيون حسب فئات السن والجنس على مستوى ولايات محافظة الداخلية

Table No. (40) : Omani population by age groups and sex at in the Wilayat of Ad Dakhliyah Governorate

منتصف عام 2030

| Age Groups | الحمراء Al Hamra | | منح Manah | | بهلاء Bahla | | نزوى Nizwa | | فئات السن |
|--------------|---------------------|---------------|----------------|---------------|----------------|---------------|----------------|---------------|---------------|
| | اناث Female | ذكور Male | اناث Female | ذكور Male | اناث Female | ذكور Male | اناث Female | ذكور Male | |
| Total | 16,737 | 16,063 | 11,940 | 11,778 | 47,835 | 48,709 | 60,425 | 60,455 | الجملة |
| 0 - 4 | 1,954 | 1,969 | 1,473 | 1,646 | 6,003 | 6,480 | 7,512 | 8,254 | 4 - 0 |
| 5 - 9 | 2,355 | 2,290 | 1,450 | 1,535 | 6,214 | 6,542 | 7,697 | 8,414 | 9 - 5 |
| 10 - 14 | 2,085 | 2,339 | 1,433 | 1,563 | 5,491 | 6,089 | 7,135 | 7,305 | 14 - 10 |
| 15 - 19 | 1,816 | 1,763 | 1,262 | 1,220 | 4,962 | 5,093 | 6,406 | 6,298 | 19 - 15 |
| 20 - 24 | 1,222 | 1,088 | 998 | 861 | 3,668 | 3,415 | 5,249 | 4,898 | 24 - 20 |
| 25 - 29 | 956 | 787 | 746 | 712 | 3,036 | 2,921 | 3,512 | 3,496 | 29 - 25 |
| 30 - 34 | 989 | 875 | 718 | 690 | 2,940 | 2,880 | 3,659 | 3,708 | 34 - 30 |
| 35 - 39 | 1,041 | 959 | 767 | 878 | 3,073 | 3,337 | 4,040 | 4,421 | 39 - 35 |
| 40 - 44 | 1,182 | 945 | 680 | 570 | 2,697 | 2,610 | 3,582 | 3,116 | 44 - 40 |
| 45 - 49 | 817 | 897 | 640 | 633 | 2,541 | 2,515 | 3,368 | 3,116 | 49 - 45 |
| 50 - 54 | 576 | 539 | 564 | 423 | 2,178 | 2,007 | 2,335 | 2,159 | 54 - 50 |
| 55 - 59 | 486 | 386 | 368 | 352 | 1,258 | 1,405 | 1,522 | 1,543 | 59 - 55 |
| 60 - 64 | 280 | 275 | 213 | 218 | 1,029 | 955 | 1,253 | 1,107 | 64 - 60 |
| 65 - 69 | 268 | 242 | 144 | 157 | 771 | 790 | 895 | 881 | 69 - 65 |
| 70 - 74 | 241 | 219 | 137 | 102 | 651 | 570 | 735 | 592 | 74 - 70 |
| 75 - 79 | 118 | 132 | 116 | 78 | 436 | 314 | 490 | 377 | 79 - 75 |
| 80 + | 351 | 358 | 231 | 140 | 887 | 786 | 1,035 | 770 | 80+ |

تابع - continue

جدول رقم (٤٠) : السكان العمانيون حسب فئات السن والجنس على مستوى ولايات محافظة الداخلية

Table No. (40) : Omani population by age groups and sex at in the Wilayat of Ad Dakhliyah Governorate

منتصف عام 2030

| Age Groups | الجملة | | | ببد | | سمائل | | ازكي | | ادم | | فئات السن |
|--------------|---------------------------|----------------|----------------|----------------|---------------|----------------|---------------|----------------|---------------|----------------|---------------|---------------|
| | Total | | | BidBid | | Samail | | Izki | | Adam | | |
| | كلا الجنسين Both Sexes | اناث Female | ذكور Male | اناث Female | ذكور Male | اناث Female | ذكور Male | اناث Female | ذكور Male | اناث Female | ذكور Male | |
| Total | 497,930 | 248,104 | 249,826 | 20,398 | 19,619 | 43,808 | 47,053 | 33,593 | 33,212 | 13,368 | 12,937 | الجملة |
| 0 - 4 | 64,534 | 30,919 | 33,615 | 2,640 | 2,715 | 5,450 | 6,119 | 4,314 | 4,760 | 1,573 | 1,672 | 4 - 0 |
| 5 - 9 | 65,946 | 32,124 | 33,822 | 2,536 | 2,593 | 5,588 | 5,941 | 4,612 | 4,793 | 1,672 | 1,714 | 9 - 5 |
| 10 - 14 | 60,775 | 29,273 | 31,502 | 2,308 | 2,489 | 5,089 | 5,448 | 4,150 | 4,637 | 1,582 | 1,632 | 14 - 10 |
| 15 - 19 | 51,986 | 25,790 | 26,196 | 1,918 | 2,062 | 4,405 | 4,790 | 3,619 | 3,645 | 1,402 | 1,325 | 19 - 15 |
| 20 - 24 | 37,858 | 19,367 | 18,491 | 1,547 | 1,468 | 3,127 | 3,430 | 2,586 | 2,387 | 970 | 944 | 24 - 20 |
| 25 - 29 | 29,763 | 14,947 | 14,816 | 1,316 | 1,242 | 2,675 | 3,162 | 1,987 | 1,778 | 719 | 718 | 29 - 25 |
| 30 - 34 | 30,349 | 15,119 | 15,230 | 1,332 | 1,289 | 2,816 | 3,256 | 1,961 | 1,853 | 704 | 679 | 34 - 30 |
| 35 - 39 | 33,685 | 16,348 | 17,337 | 1,501 | 1,448 | 2,999 | 3,325 | 2,016 | 2,170 | 911 | 799 | 39 - 35 |
| 40 - 44 | 30,014 | 15,410 | 14,604 | 1,392 | 1,278 | 2,850 | 3,516 | 1,997 | 1,706 | 1,030 | 863 | 44 - 40 |
| 45 - 49 | 26,407 | 13,575 | 12,832 | 1,082 | 984 | 2,510 | 2,499 | 1,737 | 1,415 | 880 | 773 | 49 - 45 |
| 50 - 54 | 19,433 | 10,155 | 9,278 | 812 | 691 | 1,874 | 1,719 | 1,300 | 1,204 | 516 | 536 | 54 - 50 |
| 55 - 59 | 13,162 | 6,520 | 6,642 | 531 | 453 | 1,134 | 1,101 | 893 | 946 | 328 | 456 | 59 - 55 |
| 60 - 64 | 9,567 | 5,059 | 4,508 | 396 | 323 | 921 | 796 | 649 | 582 | 318 | 252 | 64 - 60 |
| 65 - 69 | 7,343 | 3,886 | 3,457 | 321 | 203 | 740 | 636 | 498 | 363 | 249 | 185 | 69 - 65 |
| 70 - 74 | 5,688 | 3,195 | 2,493 | 296 | 195 | 615 | 424 | 363 | 291 | 157 | 100 | 74 - 70 |
| 75 - 79 | 3,789 | 2,202 | 1,587 | 160 | 83 | 409 | 314 | 363 | 205 | 110 | 84 | 79 - 75 |
| 80 + | 7,631 | 4,215 | 3,416 | 310 | 103 | 606 | 577 | 548 | 477 | 247 | 205 | 80+ |

جدول رقم (٤١) : السكان العمانيون حسب فئات السن والجنس على مستوى ولايات محافظة شمال الباطنة

Table No. (41) : Omani population by age groups and sex in the Wilayat of North Al Batinah Governorate

منتصف عام 2030

| Age Groups | الجملة | | | السويق | | الخابورة | | صح | | لوى | | شناصر | | صحار | | فئات السن |
|----------------|----------------|----------------|----------------|---------------|---------------|---------------|---------------|---------------|---------------|---------------|---------------|---------------|---------------|---------------|---------------|----------------|
| | Total | | | As Suwayq | | Al khaburah | | Saham | | Liwa | | Shinas | | Sohar | | |
| | كلا الجنسين | اناث | ذكور | اناث | ذكور | اناث | ذكور | اناث | ذكور | اناث | ذكور | اناث | ذكور | اناث | ذكور | |
| | Both Sexes | Female | Male | Female | Male | Female | Male | Female | Male | Female | Male | Female | Male | Female | Male | |
| Total | 689,537 | 338,564 | 350,973 | 84,526 | 86,507 | 41,044 | 43,287 | 71,526 | 73,713 | 22,973 | 22,694 | 37,693 | 39,929 | 80,802 | 84,843 | الجملة |
| 0 - 4 | 82,373 | 39,988 | 42,385 | 10,160 | 10,565 | 4,707 | 5,205 | 8,262 | 8,843 | 2,984 | 3,017 | 4,369 | 4,549 | 9,506 | 10,206 | 4 - 0 |
| 5 - 9 | 78,062 | 37,840 | 40,222 | 9,843 | 10,296 | 4,676 | 5,102 | 7,898 | 8,114 | 2,665 | 2,770 | 4,036 | 4,397 | 8,722 | 9,543 | 9 - 5 |
| 10 - 14 | 81,978 | 39,713 | 42,265 | 10,461 | 11,006 | 4,983 | 5,523 | 8,338 | 9,031 | 2,716 | 2,751 | 4,180 | 4,577 | 9,035 | 9,377 | 14 - 10 |
| 15 - 19 | 76,799 | 37,554 | 39,245 | 9,373 | 9,778 | 4,627 | 4,901 | 8,239 | 8,285 | 2,612 | 2,462 | 4,226 | 4,723 | 8,477 | 9,096 | 19 - 15 |
| 20 - 24 | 57,311 | 27,759 | 29,552 | 6,731 | 7,131 | 3,523 | 3,591 | 5,915 | 6,092 | 1,899 | 1,823 | 3,228 | 3,668 | 6,463 | 7,247 | 24 - 20 |
| 25 - 29 | 45,126 | 21,857 | 23,269 | 5,212 | 5,468 | 2,684 | 2,867 | 4,663 | 4,832 | 1,466 | 1,489 | 2,577 | 2,885 | 5,255 | 5,728 | 29 - 25 |
| 30 - 34 | 42,202 | 20,430 | 21,772 | 4,885 | 5,083 | 2,433 | 2,467 | 4,219 | 4,662 | 1,365 | 1,376 | 2,165 | 2,600 | 5,363 | 5,584 | 34 - 30 |
| 35 - 39 | 45,726 | 22,608 | 23,118 | 5,759 | 5,805 | 2,803 | 2,814 | 4,696 | 4,778 | 1,304 | 1,401 | 2,145 | 2,362 | 5,901 | 5,958 | 39 - 35 |
| 40 - 44 | 43,380 | 21,226 | 22,154 | 5,205 | 5,328 | 2,582 | 2,619 | 4,624 | 4,685 | 1,284 | 1,397 | 2,174 | 2,240 | 5,357 | 5,885 | 44 - 40 |
| 45 - 49 | 37,393 | 18,904 | 18,489 | 4,885 | 4,538 | 2,297 | 2,274 | 4,347 | 4,144 | 1,077 | 1,011 | 1,947 | 1,992 | 4,351 | 4,530 | 49 - 45 |
| 50 - 54 | 29,921 | 15,408 | 14,513 | 3,846 | 3,641 | 1,758 | 1,818 | 3,300 | 3,309 | 918 | 842 | 1,881 | 1,533 | 3,705 | 3,370 | 54 - 50 |
| 55 - 59 | 19,471 | 9,683 | 9,788 | 2,247 | 1,962 | 1,109 | 1,327 | 1,896 | 1,984 | 801 | 798 | 1,234 | 1,291 | 2,396 | 2,426 | 59 - 55 |
| 60 - 64 | 13,113 | 6,515 | 6,598 | 1,433 | 1,577 | 716 | 794 | 1,236 | 1,342 | 542 | 432 | 949 | 790 | 1,639 | 1,663 | 64 - 60 |
| 65 - 69 | 10,829 | 5,667 | 5,162 | 1,241 | 1,261 | 548 | 535 | 1,105 | 1,022 | 486 | 324 | 835 | 758 | 1,452 | 1,262 | 69 - 65 |
| 70 - 74 | 8,504 | 4,483 | 4,021 | 1,110 | 947 | 499 | 399 | 939 | 835 | 323 | 301 | 621 | 587 | 991 | 952 | 74 - 70 |
| 75 - 79 | 6,008 | 3,092 | 2,916 | 745 | 719 | 349 | 293 | 644 | 635 | 224 | 180 | 399 | 464 | 731 | 625 | 79 - 75 |
| 80 + | 11,341 | 5,837 | 5,504 | 1,390 | 1,402 | 750 | 758 | 1,205 | 1,120 | 307 | 320 | 727 | 513 | 1,458 | 1,391 | 80+ |

جدول رقم (٤٢) : السكان العمانيون حسب فئات السن والجنس على مستوى ولايات محافظة جنوب الباطنة

Table No. (42) : Omani population by age groups and sex in of the Wilayat of South Al Batinah Governorate

منتصف عام 2030

| Age Groups | الجملة | | | المصنعة | | بركاء | | وادي المعاول | | نخل | | العوابي | | الrustaq | | فئات السن |
|----------------|----------------|----------------|----------------|---------------|---------------|---------------|---------------|----------------|---------------|---------------|---------------|--------------|---------------|---------------|---------------|----------------|
| | Total | | | Al Musanah | | Barka | | Wadi Al maawil | | Nakhhal | | Al Awabi | | Al Rustaq | | |
| | كلا الجنسين | اناث | ذكور | اناث | ذكور | اناث | ذكور | اناث | ذكور | اناث | ذكور | اناث | ذكور | اناث | ذكور | |
| | Both Sexes | Female | Male | Female | Male | Female | Male | Female | Male | Female | Male | Female | Male | Female | Male | |
| Total | 417,879 | 206,587 | 211,292 | 48,058 | 47,509 | 63,751 | 66,333 | 9,984 | 10,038 | 14,928 | 15,019 | 9,684 | 10,097 | 60,182 | 62,296 | الجملة |
| 0 - 4 | 49,072 | 23,777 | 25,295 | 5,480 | 5,541 | 7,661 | 8,199 | 1,169 | 1,288 | 1,688 | 1,899 | 1,035 | 1,176 | 6,744 | 7,192 | 4 - 0 |
| 5 - 9 | 51,077 | 24,646 | 26,431 | 5,547 | 5,612 | 7,390 | 8,171 | 1,237 | 1,325 | 1,869 | 1,977 | 1,197 | 1,410 | 7,406 | 7,936 | 9 - 5 |
| 10 - 14 | 53,191 | 25,719 | 27,472 | 5,776 | 5,833 | 7,668 | 8,150 | 1,299 | 1,330 | 1,783 | 2,064 | 1,341 | 1,529 | 7,852 | 8,566 | 14 - 10 |
| 15 - 19 | 46,508 | 22,803 | 23,705 | 5,473 | 5,319 | 6,917 | 7,315 | 1,059 | 1,048 | 1,609 | 1,722 | 1,166 | 1,156 | 6,579 | 7,145 | 19 - 15 |
| 20 - 24 | 32,869 | 16,296 | 16,573 | 4,008 | 3,968 | 5,143 | 5,444 | 717 | 693 | 1,120 | 1,077 | 718 | 645 | 4,590 | 4,746 | 24 - 20 |
| 25 - 29 | 25,187 | 12,572 | 12,615 | 2,999 | 2,928 | 4,055 | 4,165 | 631 | 604 | 874 | 838 | 489 | 522 | 3,524 | 3,558 | 29 - 25 |
| 30 - 34 | 24,443 | 12,213 | 12,230 | 2,812 | 2,752 | 3,965 | 4,065 | 633 | 572 | 860 | 822 | 497 | 563 | 3,446 | 3,456 | 34 - 30 |
| 35 - 39 | 28,356 | 13,852 | 14,504 | 3,218 | 3,345 | 4,446 | 4,780 | 634 | 672 | 1,007 | 902 | 654 | 665 | 3,893 | 4,140 | 39 - 35 |
| 40 - 44 | 25,980 | 13,262 | 12,718 | 2,996 | 3,248 | 4,449 | 4,259 | 696 | 615 | 1,004 | 827 | 545 | 496 | 3,572 | 3,273 | 44 - 40 |
| 45 - 49 | 23,176 | 11,842 | 11,334 | 2,771 | 2,629 | 3,755 | 3,444 | 538 | 596 | 862 | 843 | 586 | 505 | 3,330 | 3,317 | 49 - 45 |
| 50 - 54 | 17,327 | 8,805 | 8,522 | 2,160 | 1,870 | 2,608 | 2,705 | 392 | 451 | 673 | 607 | 390 | 362 | 2,582 | 2,527 | 54 - 50 |
| 55 - 59 | 10,808 | 5,584 | 5,224 | 1,417 | 1,196 | 1,606 | 1,733 | 265 | 247 | 343 | 352 | 277 | 306 | 1,676 | 1,390 | 59 - 55 |
| 60 - 64 | 7,509 | 3,749 | 3,760 | 825 | 863 | 1,135 | 1,067 | 177 | 146 | 276 | 297 | 223 | 204 | 1,113 | 1,183 | 64 - 60 |
| 65 - 69 | 6,423 | 3,266 | 3,157 | 756 | 751 | 897 | 862 | 148 | 118 | 261 | 221 | 154 | 172 | 1,050 | 1,033 | 69 - 65 |
| 70 - 74 | 5,215 | 2,795 | 2,420 | 600 | 526 | 711 | 703 | 136 | 92 | 213 | 208 | 146 | 131 | 989 | 760 | 74 - 70 |
| 75 - 79 | 3,498 | 1,844 | 1,654 | 441 | 389 | 517 | 473 | 99 | 79 | 145 | 114 | 87 | 76 | 555 | 523 | 79 - 75 |
| 80 + | 7,240 | 3,562 | 3,678 | 779 | 739 | 828 | 798 | 154 | 162 | 341 | 249 | 179 | 179 | 1,281 | 1,551 | 80+ |

جدول رقم (٤٣) : السكان العمانيون حسب فئات السن والجنس على مستوى ولايات محافظة جنوب الشرقية

Table No. (43) : Omani population by age groups and sex in of the Wilayat of South Ash Sharqiyah Governorate

منتصف عام 2030 Mid-year 2030

| Age Groups | الجملة | | | مصيرة | | جعلان بني بو علي | | جعلان بني بو حسن | | الكامل والوافي | | صور | | فئات السن |
|------------|-------------|---------|---------|---------|-------|--------------------|--------|----------------------|--------|---------------------|--------|--------|--------|-----------|
| | Total | | | Masirah | | Jaalan bani bu Ali | | Jaalan bani bu Hasan | | Al Kamil wa al Wafi | | Sur | | |
| | كلا الجنسين | اناث | ذكور | اناث | ذكور | اناث | ذكور | اناث | ذكور | اناث | ذكور | اناث | ذكور | |
| | Both Sexes | Female | Male | Female | Male | Female | Male | Female | Male | Female | Male | Female | Male | |
| Total | 283,257 | 142,174 | 141,083 | 5,743 | 5,092 | 49,383 | 50,332 | 23,331 | 24,080 | 17,479 | 16,159 | 46,238 | 45,420 | الجملة |
| 0 - 4 | 37,158 | 18,289 | 18,869 | 646 | 573 | 7,313 | 7,565 | 3,051 | 3,237 | 2,090 | 2,135 | 5,189 | 5,359 | 4 - 0 |
| 5 - 9 | 37,243 | 18,259 | 18,984 | 693 | 609 | 7,049 | 7,325 | 3,122 | 3,383 | 2,342 | 2,189 | 5,053 | 5,478 | 9 - 5 |
| 10 - 14 | 35,372 | 17,347 | 18,025 | 545 | 542 | 6,688 | 6,940 | 2,948 | 3,200 | 2,181 | 2,133 | 4,985 | 5,210 | 14 - 10 |
| 15 - 19 | 28,663 | 14,262 | 14,401 | 550 | 429 | 5,152 | 5,295 | 2,529 | 2,586 | 1,764 | 1,676 | 4,267 | 4,415 | 19 - 15 |
| 20 - 24 | 19,926 | 10,199 | 9,727 | 428 | 370 | 3,457 | 3,350 | 1,709 | 1,660 | 1,323 | 1,016 | 3,282 | 3,331 | 24 - 20 |
| 25 - 29 | 16,324 | 8,200 | 8,124 | 362 | 348 | 2,701 | 2,644 | 1,255 | 1,349 | 955 | 855 | 2,927 | 2,928 | 29 - 25 |
| 30 - 34 | 16,092 | 8,209 | 7,883 | 447 | 361 | 2,551 | 2,578 | 1,153 | 1,266 | 1,068 | 803 | 2,990 | 2,875 | 34 - 30 |
| 35 - 39 | 18,551 | 9,551 | 9,000 | 449 | 382 | 2,748 | 2,781 | 1,383 | 1,300 | 1,242 | 1,074 | 3,729 | 3,463 | 39 - 35 |
| 40 - 44 | 17,907 | 8,838 | 9,069 | 334 | 378 | 2,709 | 3,127 | 1,303 | 1,336 | 1,111 | 1,003 | 3,381 | 3,225 | 44 - 40 |
| 45 - 49 | 15,395 | 7,760 | 7,635 | 331 | 350 | 2,297 | 2,342 | 1,311 | 1,302 | 944 | 876 | 2,877 | 2,765 | 49 - 45 |
| 50 - 54 | 12,081 | 6,330 | 5,751 | 294 | 227 | 2,187 | 1,912 | 1,061 | 983 | 710 | 639 | 2,078 | 1,990 | 54 - 50 |
| 55 - 59 | 7,964 | 4,112 | 3,852 | 207 | 209 | 1,394 | 1,269 | 638 | 657 | 440 | 458 | 1,433 | 1,259 | 59 - 55 |
| 60 - 64 | 5,690 | 2,923 | 2,767 | 126 | 127 | 850 | 943 | 520 | 461 | 281 | 319 | 1,146 | 917 | 64 - 60 |
| 65 - 69 | 4,482 | 2,420 | 2,062 | 147 | 78 | 700 | 631 | 389 | 413 | 238 | 264 | 946 | 676 | 69 - 65 |
| 70 - 74 | 3,587 | 1,990 | 1,597 | 61 | 51 | 522 | 544 | 341 | 331 | 295 | 188 | 771 | 483 | 74 - 70 |
| 75 - 79 | 2,347 | 1,247 | 1,100 | 49 | 36 | 370 | 377 | 186 | 201 | 214 | 142 | 428 | 344 | 79 - 75 |
| 80 + | 4,475 | 2,238 | 2,237 | 74 | 22 | 695 | 709 | 432 | 415 | 281 | 389 | 756 | 702 | 80+ |

جدول رقم (٤٤) : السكان العمانيون حسب فئات السن والجنس على مستوى ولايات محافظة شمال الشرقية

Table No. (44) : Omani population by age groups and sex in the Wilayat of North Ash Sharqiyah Governorate

منتصف عام 2030 Mid-year 2030

| Age Groups | الجملة | | | دماء والظانيين | | وادي بني خالد | | القبائل | | بديّة | | المضبيبي | | ابراء | | فئات السن |
|--------------|----------------|----------------|----------------|--------------------|---------------|------------------|--------------|---------------|---------------|---------------|---------------|---------------|---------------|---------------|---------------|---------------|
| | Total | | | Dima wa at Taiyyin | | Wadi bani Khalid | | Al Qabil | | Bidiyah | | Al Mudyabi | | Ibra | | |
| | كلا الجنسين | اناث | ذكور | اناث | ذكور | اناث | ذكور | اناث | ذكور | اناث | ذكور | اناث | ذكور | اناث | ذكور | |
| Both Sexes | Female | Male | Female | Male | Female | Male | Female | Male | Female | Male | Female | Male | Female | Male | Female | Male |
| Total | 245,149 | 122,693 | 122,456 | 16,127 | 15,023 | 7,376 | 7,498 | 12,152 | 12,794 | 15,338 | 14,559 | 53,650 | 52,731 | 18,050 | 19,851 | الجملة |
| 0 - 4 | 30,798 | 14,906 | 15,892 | 2,030 | 2,073 | 871 | 1,018 | 1,481 | 1,690 | 1,706 | 1,578 | 6,599 | 7,215 | 2,219 | 2,318 | 4 - 0 |
| 5 - 9 | 32,811 | 15,891 | 16,920 | 2,118 | 2,163 | 936 | 1,189 | 1,588 | 1,830 | 1,961 | 1,876 | 6,815 | 7,265 | 2,473 | 2,597 | 9 - 5 |
| 10 - 14 | 31,389 | 15,061 | 16,328 | 2,125 | 2,204 | 997 | 1,142 | 1,512 | 1,658 | 1,901 | 1,872 | 6,418 | 7,106 | 2,108 | 2,346 | 14 - 10 |
| 15 - 19 | 25,928 | 12,585 | 13,343 | 1,823 | 1,756 | 811 | 856 | 1,208 | 1,337 | 1,453 | 1,591 | 5,542 | 5,427 | 1,748 | 2,376 | 19 - 15 |
| 20 - 24 | 17,828 | 9,001 | 8,827 | 1,094 | 976 | 477 | 460 | 900 | 825 | 1,131 | 954 | 4,098 | 3,620 | 1,301 | 1,992 | 24 - 20 |
| 25 - 29 | 13,544 | 7,056 | 6,488 | 887 | 672 | 389 | 348 | 700 | 685 | 817 | 781 | 3,174 | 2,932 | 1,089 | 1,070 | 29 - 25 |
| 30 - 34 | 13,444 | 6,907 | 6,537 | 805 | 691 | 342 | 320 | 655 | 709 | 875 | 763 | 3,081 | 3,016 | 1,149 | 1,038 | 34 - 30 |
| 35 - 39 | 14,926 | 7,810 | 7,116 | 1,028 | 784 | 416 | 283 | 704 | 711 | 1,136 | 992 | 3,265 | 3,023 | 1,261 | 1,323 | 39 - 35 |
| 40 - 44 | 14,900 | 7,777 | 7,123 | 1,005 | 790 | 371 | 394 | 863 | 815 | 1,030 | 954 | 3,404 | 3,010 | 1,104 | 1,160 | 44 - 40 |
| 45 - 49 | 13,022 | 6,864 | 6,158 | 811 | 653 | 443 | 312 | 641 | 572 | 844 | 907 | 3,093 | 2,654 | 1,032 | 1,060 | 49 - 45 |
| 50 - 54 | 10,111 | 5,309 | 4,802 | 638 | 619 | 342 | 257 | 501 | 469 | 699 | 588 | 2,304 | 2,112 | 825 | 757 | 54 - 50 |
| 55 - 59 | 6,868 | 3,480 | 3,388 | 435 | 406 | 209 | 179 | 365 | 355 | 408 | 390 | 1,605 | 1,543 | 458 | 515 | 59 - 55 |
| 60 - 64 | 4,715 | 2,459 | 2,256 | 324 | 285 | 150 | 158 | 281 | 236 | 296 | 263 | 1,049 | 937 | 359 | 377 | 64 - 60 |
| 65 - 69 | 4,064 | 2,067 | 1,997 | 274 | 248 | 156 | 151 | 183 | 197 | 241 | 245 | 957 | 914 | 256 | 242 | 69 - 65 |
| 70 - 74 | 3,610 | 1,876 | 1,734 | 312 | 260 | 150 | 145 | 183 | 195 | 247 | 232 | 779 | 700 | 205 | 202 | 74 - 70 |
| 75 - 79 | 1,978 | 1,132 | 846 | 158 | 123 | 115 | 82 | 128 | 108 | 133 | 105 | 460 | 335 | 138 | 93 | 79 - 75 |
| 80 + | 5,213 | 2,512 | 2,701 | 260 | 320 | 201 | 204 | 259 | 402 | 460 | 468 | 1,007 | 922 | 325 | 385 | 80+ |

جدول رقم (٤٥) : السكان العمانيون حسب فئات السن والجنس على مستوى ولايات محافظة الظاهرة
 Table No. (45) : Omani population by age groups and sex in the Wilayat of Adh Dhahira Governorate
 منتصف عام 2030

| Age Groups | الجملة | | | ضنك | | ينقل | | عبري | | فئات السن |
|--------------|---------------------------|----------------|----------------|----------------|---------------|----------------|---------------|----------------|---------------|---------------|
| | Total | | | Dank | | Yanqul | | Ibri | | |
| | كلا الجنسين Both Sexes | اناث Female | ذكور Male | اناث Female | ذكور Male | اناث Female | ذكور Male | اناث Female | ذكور Male | |
| Total | 209,032 | 103,643 | 105,389 | 12,166 | 11,329 | 13,266 | 13,428 | 78,211 | 80,632 | الجملة |
| 0 - 4 | 23,574 | 11,439 | 12,135 | 1,220 | 1,236 | 1,472 | 1,568 | 8,747 | 9,331 | 4 - 0 |
| 5 - 9 | 24,742 | 11,910 | 12,832 | 1,240 | 1,412 | 1,515 | 1,775 | 9,155 | 9,645 | 9 - 5 |
| 10 - 14 | 25,093 | 12,349 | 12,744 | 1,506 | 1,386 | 1,640 | 1,742 | 9,203 | 9,616 | 14 - 10 |
| 15 - 19 | 21,931 | 10,609 | 11,322 | 1,269 | 1,169 | 1,333 | 1,409 | 8,007 | 8,744 | 19 - 15 |
| 20 - 24 | 15,864 | 7,823 | 8,041 | 852 | 784 | 909 | 878 | 6,062 | 6,379 | 24 - 20 |
| 25 - 29 | 13,496 | 6,732 | 6,764 | 759 | 715 | 859 | 780 | 5,114 | 5,269 | 29 - 25 |
| 30 - 34 | 13,640 | 6,983 | 6,657 | 863 | 699 | 832 | 804 | 5,288 | 5,154 | 34 - 30 |
| 35 - 39 | 14,436 | 7,126 | 7,310 | 838 | 702 | 941 | 833 | 5,347 | 5,775 | 39 - 35 |
| 40 - 44 | 13,867 | 6,743 | 7,124 | 926 | 879 | 806 | 822 | 5,011 | 5,423 | 44 - 40 |
| 45 - 49 | 10,613 | 5,025 | 5,588 | 525 | 619 | 582 | 668 | 3,918 | 4,301 | 49 - 45 |
| 50 - 54 | 9,385 | 4,865 | 4,520 | 551 | 550 | 645 | 651 | 3,669 | 3,319 | 54 - 50 |
| 55 - 59 | 6,116 | 2,984 | 3,132 | 358 | 366 | 419 | 395 | 2,207 | 2,371 | 59 - 55 |
| 60 - 64 | 4,284 | 2,334 | 1,950 | 322 | 181 | 378 | 261 | 1,634 | 1,508 | 64 - 60 |
| 65 - 69 | 3,630 | 1,985 | 1,645 | 250 | 214 | 279 | 276 | 1,456 | 1,155 | 69 - 65 |
| 70 - 74 | 2,777 | 1,558 | 1,219 | 237 | 151 | 205 | 185 | 1,116 | 883 | 74 - 70 |
| 75 - 79 | 1,926 | 1,132 | 794 | 146 | 110 | 189 | 135 | 797 | 549 | 79 - 75 |
| 80 + | 3,658 | 2,046 | 1,612 | 304 | 156 | 262 | 246 | 1,480 | 1,210 | 80+ |

جدول رقم (٤٦) : السكان العمانيون حسب فئات السن والجنس على مستوى ولايات محافظة الوسطى

Table No. (46) : Omani population by age groups and sex in the Wilayat of Al Wusta Governorate

منتصف عام 2030

| Age Groups | الجملة | | | الجازر | | الدقم | | محوط | | هيما | | فئات السن |
|--------------|---------------|---------------|---------------|--------------|--------------|--------------|--------------|--------------|---------------|--------------|--------------|---------------|
| | Total | | | Al Jazer | | Ad Duqm | | Muhut | | Hayma | | |
| | كلا الجنسين | اثاث | ذكور | اثاث | ذكور | اثاث | ذكور | اثاث | ذكور | اثاث | ذكور | |
| | Both Sexes | Female | Male | Female | Male | Female | Male | Female | Male | Female | Male | |
| Total | 34,222 | 17,537 | 16,685 | 2,660 | 1,732 | 3,373 | 3,519 | 9,682 | 10,000 | 1,822 | 1,434 | الجملة |
| 0 - 4 | 4,122 | 2,099 | 2,023 | 286 | 212 | 349 | 447 | 1,217 | 1,172 | 247 | 192 | 4 - 0 |
| 5 - 9 | 4,547 | 2,279 | 2,268 | 322 | 215 | 402 | 463 | 1,291 | 1,400 | 264 | 190 | 9 - 5 |
| 10 - 14 | 4,651 | 2,357 | 2,294 | 337 | 207 | 477 | 492 | 1,315 | 1,396 | 228 | 199 | 14 - 10 |
| 15 - 19 | 3,857 | 1,999 | 1,858 | 320 | 187 | 429 | 426 | 1,048 | 1,113 | 202 | 132 | 19 - 15 |
| 20 - 24 | 2,787 | 1,470 | 1,317 | 241 | 166 | 303 | 272 | 771 | 756 | 155 | 123 | 24 - 20 |
| 25 - 29 | 1,830 | 924 | 906 | 145 | 96 | 166 | 191 | 504 | 533 | 109 | 86 | 29 - 25 |
| 30 - 34 | 1,457 | 766 | 691 | 107 | 73 | 142 | 130 | 446 | 416 | 71 | 72 | 34 - 30 |
| 35 - 39 | 1,784 | 993 | 791 | 145 | 75 | 215 | 188 | 542 | 463 | 91 | 65 | 39 - 35 |
| 40 - 44 | 2,179 | 1,178 | 1,001 | 225 | 115 | 228 | 213 | 608 | 590 | 117 | 83 | 44 - 40 |
| 45 - 49 | 1,748 | 900 | 848 | 175 | 98 | 181 | 188 | 454 | 507 | 90 | 55 | 49 - 45 |
| 50 - 54 | 1,453 | 711 | 742 | 133 | 94 | 167 | 183 | 340 | 384 | 71 | 81 | 54 - 50 |
| 55 - 59 | 944 | 408 | 536 | 53 | 65 | 81 | 84 | 248 | 337 | 26 | 50 | 59 - 55 |
| 60 - 64 | 685 | 348 | 337 | 47 | 45 | 80 | 69 | 188 | 196 | 33 | 27 | 64 - 60 |
| 65 - 69 | 627 | 300 | 327 | 28 | 36 | 50 | 68 | 189 | 201 | 33 | 22 | 69 - 65 |
| 70 - 74 | 526 | 277 | 249 | 51 | 22 | 46 | 44 | 166 | 173 | 14 | 10 | 74 - 70 |
| 75 - 79 | 305 | 167 | 138 | 18 | 7 | 16 | 32 | 119 | 84 | 14 | 15 | 79 - 75 |
| 80 + | 720 | 361 | 359 | 27 | 19 | 41 | 29 | 236 | 279 | 57 | 32 | 80+ |

جدول رقم (٤٧) : السكان العمانيون حسب فئات السن والجنس على مستوى ولايات محافظة مسقط

Table No. (47) : Omani population by age groups and sex in Wilayats of Muscat Governorate

منتصف عام 2035 Mid-year 2035

| Age Groups | الجملة | | | قريات | | السيب | | بوشر | | العمرات | | مطرح | | مسقط | | فئات السن |
|--------------|----------------|----------------|----------------|---------------|---------------|----------------|----------------|---------------|---------------|---------------|---------------|---------------|---------------|---------------|---------------|---------------|
| | Total | | | Qurayyat | | As Seeb | | Bawshar | | Al Amrat | | Mutrah | | Muscat | | |
| | كلا الجنسين | اناث | ذكور | اناث | ذكور | اناث | ذكور | اناث | ذكور | اناث | ذكور | اناث | ذكور | اناث | ذكور | |
| | Both Sexes | Female | Male | Female | Male | Female | Male | Female | Male | Female | Male | Female | Male | Female | Male | |
| Total | 769,745 | 383,357 | 386,388 | 34,481 | 32,067 | 187,797 | 191,190 | 64,203 | 67,420 | 53,045 | 52,846 | 29,396 | 28,071 | 14,435 | 14,794 | الجملة |
| 0 - 4 | 78,781 | 39,175 | 39,606 | 3,453 | 3,518 | 19,860 | 19,973 | 6,087 | 6,319 | 5,463 | 5,880 | 2,864 | 2,481 | 1,448 | 1,435 | 4 - 0 |
| 5 - 9 | 77,847 | 38,676 | 39,171 | 3,364 | 3,557 | 19,775 | 19,789 | 6,236 | 6,412 | 5,572 | 5,831 | 2,468 | 2,340 | 1,261 | 1,242 | 9 - 5 |
| 10 - 14 | 74,086 | 36,875 | 37,211 | 3,737 | 3,796 | 18,557 | 18,849 | 5,815 | 6,033 | 5,248 | 5,180 | 2,217 | 2,059 | 1,301 | 1,294 | 14 - 10 |
| 15 - 19 | 73,130 | 35,771 | 37,359 | 3,580 | 3,709 | 17,869 | 19,120 | 5,663 | 5,753 | 4,948 | 4,964 | 2,406 | 2,301 | 1,305 | 1,512 | 19 - 15 |
| 20 - 24 | 71,634 | 34,377 | 37,257 | 3,059 | 2,755 | 17,026 | 19,556 | 5,728 | 6,271 | 4,607 | 4,483 | 2,674 | 2,671 | 1,283 | 1,521 | 24 - 20 |
| 25 - 29 | 55,048 | 27,170 | 27,878 | 2,307 | 2,166 | 13,257 | 13,415 | 4,476 | 4,909 | 3,808 | 3,754 | 2,235 | 2,420 | 1,087 | 1,214 | 29 - 25 |
| 30 - 34 | 47,618 | 23,686 | 23,932 | 1,836 | 1,608 | 11,692 | 11,327 | 3,757 | 4,101 | 3,512 | 3,560 | 1,974 | 2,237 | 915 | 1,099 | 34 - 30 |
| 35 - 39 | 52,348 | 26,438 | 25,910 | 1,937 | 1,689 | 13,004 | 12,617 | 4,702 | 4,634 | 3,725 | 3,746 | 2,080 | 2,159 | 990 | 1,065 | 39 - 35 |
| 40 - 44 | 62,525 | 30,996 | 31,529 | 2,339 | 1,819 | 15,476 | 16,087 | 5,760 | 5,979 | 3,976 | 4,203 | 2,312 | 2,359 | 1,133 | 1,082 | 44 - 40 |
| 45 - 49 | 56,992 | 27,509 | 29,483 | 2,188 | 2,051 | 13,484 | 14,867 | 5,144 | 5,944 | 3,615 | 3,481 | 2,226 | 2,131 | 852 | 1,009 | 49 - 45 |
| 50 - 54 | 42,845 | 20,778 | 22,067 | 1,731 | 1,602 | 9,745 | 10,555 | 3,705 | 4,706 | 2,862 | 2,739 | 1,922 | 1,671 | 813 | 794 | 54 - 50 |
| 55 - 59 | 29,638 | 14,880 | 14,758 | 1,379 | 1,222 | 6,604 | 6,520 | 2,668 | 3,132 | 1,999 | 2,102 | 1,467 | 1,217 | 763 | 565 | 59 - 55 |
| 60 - 64 | 16,715 | 8,499 | 8,216 | 909 | 799 | 3,813 | 3,603 | 1,362 | 1,462 | 1,178 | 1,166 | 833 | 822 | 404 | 364 | 64 - 60 |
| 65 - 69 | 10,060 | 5,629 | 4,431 | 718 | 515 | 2,405 | 1,992 | 918 | 706 | 754 | 591 | 562 | 430 | 272 | 197 | 69 - 65 |
| 70 - 74 | 7,679 | 4,640 | 3,039 | 578 | 441 | 2,023 | 1,280 | 693 | 372 | 681 | 459 | 418 | 317 | 247 | 170 | 74 - 70 |
| 75 - 79 | 5,318 | 3,472 | 1,846 | 499 | 306 | 1,398 | 666 | 603 | 298 | 514 | 263 | 304 | 208 | 154 | 105 | 79 - 75 |
| 80 + | 7,481 | 4,786 | 2,695 | 867 | 514 | 1,809 | 974 | 886 | 389 | 583 | 444 | 434 | 248 | 207 | 126 | 80+ |

جدول رقم (٤٨) : السكان العمانيون حسب فئات السن والجنس على مستوى ولايات محافظة ظفار

Table No. (48) : Omani population by age groups and sex in Wilayats of Dhofar Governorate

منتصف عام 2035

| Age Groups | ثمرية | | رخيوت | | مرباط | | طاقية | | صلالة | | فئات السن |
|----------------|--------------|---------------|--------------|--------------|--------------|--------------|---------------|---------------|----------------|----------------|----------------|
| | Thumrayt | | Rakhyut | | Mirbat | | Taqah | | Salalah | | |
| | اناث | ذكور | اناث | ذكور | اناث | ذكور | اناث | ذكور | اناث | ذكور | |
| | Female | Male | Female | Male | Female | Male | Female | Male | Female | Male | |
| Total | 9,567 | 10,058 | 3,287 | 3,245 | 7,754 | 8,108 | 13,242 | 13,783 | 102,472 | 106,314 | الجملة |
| 0 - 4 | 1,232 | 1,410 | 307 | 292 | 621 | 704 | 1,175 | 1,294 | 10,102 | 10,568 | 4 - 0 |
| 5 - 9 | 1,194 | 1,300 | 338 | 352 | 652 | 764 | 1,203 | 1,347 | 10,014 | 10,572 | 9 - 5 |
| 10 - 14 | 998 | 1,157 | 381 | 352 | 756 | 833 | 1,307 | 1,460 | 10,247 | 10,608 | 14 - 10 |
| 15 - 19 | 1,014 | 1,028 | 350 | 332 | 761 | 795 | 1,363 | 1,443 | 9,601 | 10,211 | 19 - 15 |
| 20 - 24 | 793 | 858 | 299 | 310 | 763 | 801 | 1,340 | 1,316 | 9,706 | 10,156 | 24 - 20 |
| 25 - 29 | 720 | 710 | 214 | 248 | 631 | 685 | 997 | 1,145 | 8,149 | 8,057 | 29 - 25 |
| 30 - 34 | 514 | 578 | 114 | 154 | 443 | 501 | 740 | 822 | 6,744 | 7,156 | 34 - 30 |
| 35 - 39 | 412 | 424 | 133 | 142 | 316 | 366 | 526 | 685 | 5,944 | 6,822 | 39 - 35 |
| 40 - 44 | 569 | 510 | 270 | 211 | 455 | 487 | 740 | 772 | 6,910 | 7,163 | 44 - 40 |
| 45 - 49 | 536 | 624 | 238 | 242 | 638 | 537 | 996 | 927 | 6,646 | 7,623 | 49 - 45 |
| 50 - 54 | 426 | 461 | 170 | 217 | 485 | 594 | 924 | 974 | 6,012 | 6,626 | 54 - 50 |
| 55 - 59 | 291 | 286 | 129 | 140 | 373 | 374 | 617 | 491 | 4,112 | 4,124 | 59 - 55 |
| 60 - 64 | 161 | 157 | 111 | 91 | 273 | 238 | 345 | 400 | 2,581 | 2,376 | 64 - 60 |
| 65 - 69 | 146 | 171 | 88 | 56 | 190 | 153 | 286 | 261 | 1,664 | 1,437 | 69 - 65 |
| 70 - 74 | 155 | 105 | 62 | 29 | 135 | 77 | 279 | 146 | 1,397 | 886 | 74 - 70 |
| 75 - 79 | 143 | 78 | 50 | 20 | 122 | 51 | 214 | 119 | 972 | 592 | 79 - 75 |
| 80 + | 263 | 201 | 33 | 57 | 140 | 148 | 190 | 181 | 1,671 | 1,337 | 80+ |

تابع - continue

جدول رقم (٤٨) : السكان العمانيون حسب فئات السن والجنس على مستوى ولايات محافظة ظفار

Table No. (48) : Omani population by age groups and sex in Wilayats of Dhofar Governorate
منتصف عام 2035

| Age Groups | الجملة | | | سحد | | شليم وجزر الحلاتيات | | مقشن | | المزيونة | | ضلكوت | | فئات السن |
|--------------|----------------|----------------|----------------|--------------|--------------|-----------------------------|--------------|------------|------------|--------------|---------------|--------------|--------------|---------------|
| | Total | | | Sadh | | Shalim wa juzr al Hallniyat | | Muqshin | | Al Mazuynah | | Dalkut | | |
| | كلا الجنسين | اناث | ذكور | اناث | ذكور | اناث | ذكور | اناث | ذكور | اناث | ذكور | اناث | ذكور | |
| | Both Sexes | Female | Male | Female | Male | Female | Male | Female | Male | Female | Male | Female | Male | |
| Total | 318,048 | 156,073 | 161,975 | 4,221 | 4,539 | 3,246 | 2,754 | 917 | 957 | 9,636 | 10,407 | 1,731 | 1,810 | الجملة |
| 0 - 4 | 5,957 | 15,634 | 16,718 | 388 | 455 | 341 | 321 | 101 | 100 | 1,179 | 1,381 | 188 | 193 | 4 - 0 |
| 5 - 9 | 6,084 | 15,641 | 16,811 | 393 | 442 | 389 | 342 | 105 | 112 | 1,185 | 1,425 | 168 | 155 | 9 - 5 |
| 10 - 14 | 6,033 | 16,009 | 16,863 | 429 | 476 | 396 | 321 | 96 | 109 | 1,221 | 1,325 | 178 | 222 | 14 - 10 |
| 15 - 19 | 5,450 | 15,253 | 15,843 | 411 | 477 | 364 | 269 | 82 | 92 | 1,128 | 1,014 | 179 | 182 | 19 - 15 |
| 20 - 24 | 4,899 | 14,830 | 15,222 | 433 | 460 | 310 | 231 | 95 | 91 | 912 | 832 | 179 | 167 | 24 - 20 |
| 25 - 29 | 4,055 | 12,081 | 12,251 | 359 | 366 | 272 | 182 | 65 | 88 | 538 | 631 | 136 | 139 | 29 - 25 |
| 30 - 34 | 2,781 | 9,311 | 10,025 | 201 | 253 | 126 | 117 | 52 | 50 | 310 | 306 | 67 | 88 | 34 - 30 |
| 35 - 39 | 2,323 | 8,142 | 9,240 | 160 | 159 | 110 | 124 | 57 | 38 | 411 | 385 | 73 | 95 | 39 - 35 |
| 40 - 44 | 3,048 | 10,156 | 10,329 | 200 | 218 | 184 | 180 | 49 | 44 | 635 | 626 | 144 | 118 | 44 - 40 |
| 45 - 49 | 3,527 | 10,390 | 11,297 | 310 | 356 | 217 | 123 | 52 | 59 | 627 | 659 | 130 | 147 | 49 - 45 |
| 50 - 54 | 3,592 | 9,008 | 10,328 | 271 | 303 | 168 | 230 | 47 | 75 | 421 | 738 | 84 | 110 | 54 - 50 |
| 55 - 59 | 1,967 | 6,234 | 6,176 | 271 | 225 | 133 | 104 | 48 | 32 | 200 | 315 | 60 | 85 | 59 - 55 |
| 60 - 64 | 1,366 | 3,961 | 3,782 | 114 | 130 | 80 | 66 | 3 | 26 | 236 | 258 | 57 | 40 | 64 - 60 |
| 65 - 69 | 969 | 2,669 | 2,448 | 114 | 109 | 33 | 63 | 13 | 8 | 102 | 148 | 33 | 42 | 69 - 65 |
| 70 - 74 | 523 | 2,259 | 1,421 | 58 | 49 | 32 | 22 | 0 | 0 | 109 | 95 | 32 | 12 | 74 - 70 |
| 75 - 79 | 390 | 1,729 | 985 | 73 | 25 | 22 | 20 | 17 | 0 | 111 | 77 | 5 | 3 | 79 - 75 |
| 80 + | 887 | 2,766 | 2,236 | 36 | 36 | 69 | 39 | 35 | 33 | 311 | 192 | 18 | 12 | 80+ |

جدول رقم (٤٩) : السكان العمانيون حسب فئات السن والجنس على مستوى ولايات محافظة مسندم

Table No. (49) : Omani population by age groups and sex in Wilayats of Musandum Governorate

منتصف عام ٢٠٣٥م

| Age Groups | الجملة | | | مدحا | | بخا | | دبا | | خصب | | فئات السن |
|----------------|---------------------------|----------------|---------------|----------------|--------------|----------------|--------------|----------------|--------------|----------------|---------------|----------------|
| | Total | | | Madha | | Bukha | | Daba | | Khasab | | |
| | كلا الجنسين Both Sexes | اناث Female | ذكور Male | اناث Female | ذكور Male | اناث Female | ذكور Male | اناث Female | ذكور Male | اناث Female | ذكور Male | |
| Total | 41,976 | 20,833 | 21,143 | 2,126 | 2,242 | 1,929 | 1,800 | 4,044 | 4,027 | 12,734 | 13,074 | الجملة |
| 0 - 4 | 4,033 | 2,008 | 2,025 | 264 | 243 | 153 | 134 | 383 | 368 | 1,208 | 1,280 | 4 - 0 |
| 5 - 9 | 3,821 | 1,951 | 1,870 | 214 | 239 | 174 | 156 | 406 | 365 | 1,157 | 1,110 | 9 - 5 |
| 10 - 14 | 3,873 | 1,906 | 1,967 | 240 | 244 | 149 | 116 | 384 | 389 | 1,133 | 1,218 | 14 - 10 |
| 15 - 19 | 4,077 | 2,010 | 2,067 | 227 | 251 | 158 | 162 | 398 | 388 | 1,227 | 1,266 | 19 - 15 |
| 20 - 24 | 3,872 | 1,940 | 1,932 | 216 | 236 | 169 | 150 | 368 | 341 | 1,187 | 1,205 | 24 - 20 |
| 25 - 29 | 3,305 | 1,584 | 1,721 | 145 | 177 | 149 | 171 | 324 | 363 | 966 | 1,010 | 29 - 25 |
| 30 - 34 | 2,494 | 1,180 | 1,314 | 112 | 111 | 108 | 142 | 216 | 251 | 744 | 810 | 34 - 30 |
| 35 - 39 | 2,234 | 1,141 | 1,093 | 143 | 113 | 135 | 101 | 200 | 213 | 663 | 666 | 39 - 35 |
| 40 - 44 | 2,551 | 1,225 | 1,326 | 98 | 165 | 103 | 111 | 230 | 255 | 794 | 795 | 44 - 40 |
| 45 - 49 | 2,382 | 1,182 | 1,200 | 75 | 149 | 126 | 163 | 250 | 228 | 731 | 660 | 49 - 45 |
| 50 - 54 | 2,288 | 1,180 | 1,108 | 107 | 75 | 82 | 52 | 294 | 248 | 697 | 733 | 54 - 50 |
| 55 - 59 | 2,353 | 1,175 | 1,178 | 92 | 57 | 145 | 119 | 201 | 181 | 737 | 821 | 59 - 55 |
| 60 - 64 | 1,561 | 767 | 794 | 43 | 48 | 82 | 66 | 146 | 128 | 496 | 552 | 64 - 60 |
| 65 - 69 | 1,073 | 502 | 571 | 14 | 25 | 77 | 43 | 85 | 110 | 326 | 393 | 69 - 65 |
| 70 - 74 | 766 | 395 | 371 | 34 | 20 | 46 | 37 | 79 | 85 | 236 | 229 | 74 - 70 |
| 75 - 79 | 617 | 351 | 266 | 38 | 33 | 46 | 40 | 36 | 58 | 231 | 135 | 79 - 75 |
| 80 + | 676 | 336 | 340 | 64 | 56 | 27 | 37 | 44 | 56 | 201 | 191 | 80+ |

جدول رقم (٥٠) : السكان العمانيون حسب فئات السن والجنس على مستوى ولايات محافظة البريمي

Table No. (50) : Omani population by age groups and sex in the Wilayat of Al Buraymi Governorate

منتصف عام 2035

| Age Groups | الجملة | | | السنية | | محضة | | البريمي | | فئات السن |
|------------|---------------------------|----------------|--------------|----------------|--------------|----------------|--------------|----------------|--------------|-----------|
| | Total | | | As Sunaynah | | Mahdah | | Al Buraymi | | |
| | كلا الجنسين Both Sexes | اناث Female | ذكور Male | اناث Female | ذكور Male | اناث Female | ذكور Male | اناث Female | ذكور Male | |
| Total | 87,368 | 41,555 | 45,813 | 276 | 376 | 4,030 | 4,426 | 37,249 | 41,011 | الجملة |
| 0 - 4 | 9,321 | 4,436 | 4,885 | 38 | 39 | 411 | 536 | 3,987 | 4,310 | 4 - 0 |
| 5 - 9 | 9,447 | 4,529 | 4,918 | 41 | 49 | 464 | 524 | 4,024 | 4,345 | 9 - 5 |
| 10 - 14 | 9,722 | 4,737 | 4,985 | 38 | 49 | 528 | 598 | 4,171 | 4,338 | 14 - 10 |
| 15 - 19 | 9,423 | 4,425 | 4,998 | 31 | 41 | 467 | 502 | 3,927 | 4,455 | 19 - 15 |
| 20 - 24 | 8,408 | 3,967 | 4,441 | 27 | 38 | 393 | 425 | 3,547 | 3,978 | 24 - 20 |
| 25 - 29 | 6,455 | 3,068 | 3,387 | 15 | 16 | 271 | 292 | 2,782 | 3,079 | 29 - 25 |
| 30 - 34 | 5,211 | 2,472 | 2,739 | 5 | 21 | 222 | 223 | 2,245 | 2,495 | 34 - 30 |
| 35 - 39 | 4,838 | 2,335 | 2,503 | 17 | 8 | 194 | 240 | 2,124 | 2,255 | 39 - 35 |
| 40 - 44 | 5,728 | 2,597 | 3,131 | 10 | 23 | 186 | 257 | 2,401 | 2,851 | 44 - 40 |
| 45 - 49 | 5,241 | 2,612 | 2,629 | 32 | 14 | 211 | 174 | 2,369 | 2,441 | 49 - 45 |
| 50 - 54 | 4,467 | 2,119 | 2,348 | 4 | 25 | 212 | 165 | 1,903 | 2,158 | 54 - 50 |
| 55 - 59 | 3,713 | 1,616 | 2,097 | 3 | 17 | 202 | 151 | 1,411 | 1,929 | 59 - 55 |
| 60 - 64 | 1,876 | 816 | 1,060 | 4 | 18 | 68 | 108 | 744 | 934 | 64 - 60 |
| 65 - 69 | 1,150 | 582 | 568 | 0 | 3 | 59 | 69 | 523 | 496 | 69 - 65 |
| 70 - 74 | 808 | 443 | 365 | 4 | 1 | 65 | 51 | 374 | 313 | 74 - 70 |
| 75 - 79 | 636 | 367 | 269 | 0 | 5 | 30 | 17 | 337 | 247 | 79 - 75 |
| 80 + | 924 | 434 | 490 | 7 | 9 | 47 | 94 | 380 | 387 | 80+ |

جدول رقم (٥١) : السكان العمانيون حسب فئات السن والجنس على مستوى ولايات محافظة الداخلية

Table No. (51) : Omani population by age groups and sex at in the Wilayat of Ad Dakhliyah Governorate

منتصف عام 2035

| Age Groups | الحمراء Al Hamra | | منح Manah | | بهلاء Bahla | | نزوى Nizwa | | فئات السن |
|--------------|---------------------|---------------|----------------|---------------|----------------|---------------|----------------|---------------|---------------|
| | اناث Female | ذكور Male | اناث Female | ذكور Male | اناث Female | ذكور Male | اناث Female | ذكور Male | |
| Total | 18,614 | 17,749 | 13,276 | 13,144 | 52,995 | 54,390 | 67,291 | 67,225 | الجملة |
| 0 - 4 | 2,016 | 2,024 | 1,509 | 1,707 | 6,130 | 6,705 | 7,727 | 8,518 | 4 - 0 |
| 5 - 9 | 2,343 | 2,273 | 1,429 | 1,538 | 6,127 | 6,533 | 7,641 | 8,381 | 9 - 5 |
| 10 - 14 | 2,153 | 2,414 | 1,468 | 1,625 | 5,631 | 6,318 | 7,357 | 7,561 | 14 - 10 |
| 15 - 19 | 2,076 | 2,028 | 1,431 | 1,421 | 5,636 | 5,917 | 7,358 | 7,343 | 19 - 15 |
| 20 - 24 | 1,619 | 1,443 | 1,312 | 1,154 | 4,821 | 4,560 | 6,928 | 6,515 | 24 - 20 |
| 25 - 29 | 1,201 | 989 | 927 | 903 | 3,777 | 3,680 | 4,395 | 4,410 | 29 - 25 |
| 30 - 34 | 1,006 | 878 | 723 | 699 | 2,958 | 2,914 | 3,698 | 3,727 | 34 - 30 |
| 35 - 39 | 927 | 855 | 677 | 786 | 2,706 | 2,990 | 3,587 | 3,955 | 39 - 35 |
| 40 - 44 | 1,224 | 977 | 699 | 593 | 2,760 | 2,702 | 3,690 | 3,233 | 44 - 40 |
| 45 - 49 | 969 | 1,044 | 758 | 743 | 2,984 | 2,943 | 3,958 | 3,655 | 49 - 45 |
| 50 - 54 | 743 | 718 | 726 | 568 | 2,803 | 2,683 | 3,017 | 2,871 | 54 - 50 |
| 55 - 59 | 772 | 582 | 581 | 531 | 1,980 | 2,121 | 2,425 | 2,326 | 59 - 55 |
| 60 - 64 | 393 | 400 | 289 | 316 | 1,412 | 1,389 | 1,736 | 1,602 | 64 - 60 |
| 65 - 69 | 306 | 283 | 159 | 188 | 870 | 931 | 1,018 | 1,036 | 69 - 65 |
| 70 - 74 | 266 | 265 | 150 | 120 | 712 | 674 | 812 | 702 | 74 - 70 |
| 75 - 79 | 156 | 171 | 154 | 99 | 572 | 419 | 647 | 500 | 79 - 75 |
| 80 + | 444 | 405 | 284 | 153 | 1,116 | 911 | 1,297 | 890 | 80+ |

تابع - continue

جدول رقم (٥١) : السكان العمانيون حسب فئات السن والجنس على مستوى ولايات محافظة الداخلية

Table No. (51) : Omani population by age groups and sex at in the Wilayat of Ad Dakhliyah Governorate
منتصف عام 2035

| Age Groups | الجملة | | | بديب | | سمائل | | ازكي | | ادم | | فئات السن |
|--------------|----------------|----------------|----------------|---------------|---------------|---------------|---------------|---------------|---------------|---------------|---------------|---------------|
| | Total | | | BidBid | | Samail | | Izki | | Adam | | |
| | كلا الجنسين | اناث | ذكور | اناث | ذكور | اناث | ذكور | اناث | ذكور | اناث | ذكور | |
| | Both Sexes | Female | Male | Female | Male | Female | Male | Female | Male | Female | Male | |
| Total | 554,629 | 276,073 | 278,556 | 22,818 | 21,823 | 48,890 | 52,985 | 37,356 | 36,968 | 14,833 | 14,272 | الجملة |
| 0 - 4 | 66,627 | 31,807 | 34,820 | 2,738 | 2,820 | 5,634 | 6,412 | 4,436 | 4,934 | 1,617 | 1,700 | 4 - 0 |
| 5 - 9 | 65,698 | 31,896 | 33,802 | 2,542 | 2,596 | 5,575 | 6,005 | 4,580 | 4,793 | 1,659 | 1,683 | 9 - 5 |
| 10 - 14 | 62,916 | 30,196 | 32,720 | 2,401 | 2,592 | 5,277 | 5,721 | 4,278 | 4,821 | 1,631 | 1,668 | 14 - 10 |
| 15 - 19 | 60,011 | 29,508 | 30,503 | 2,214 | 2,407 | 5,056 | 5,640 | 4,137 | 4,237 | 1,600 | 1,510 | 19 - 15 |
| 20 - 24 | 50,308 | 25,607 | 24,701 | 2,064 | 1,965 | 4,159 | 4,631 | 3,421 | 3,190 | 1,283 | 1,243 | 24 - 20 |
| 25 - 29 | 37,447 | 18,716 | 18,731 | 1,660 | 1,573 | 3,364 | 4,028 | 2,488 | 2,252 | 904 | 896 | 29 - 25 |
| 30 - 34 | 30,712 | 15,313 | 15,399 | 1,360 | 1,303 | 2,862 | 3,329 | 1,991 | 1,872 | 715 | 677 | 34 - 30 |
| 35 - 39 | 30,074 | 14,510 | 15,564 | 1,344 | 1,302 | 2,672 | 3,023 | 1,789 | 1,947 | 808 | 706 | 39 - 35 |
| 40 - 44 | 31,094 | 15,893 | 15,201 | 1,446 | 1,331 | 2,952 | 3,704 | 2,059 | 1,778 | 1,063 | 883 | 44 - 40 |
| 45 - 49 | 31,071 | 16,010 | 15,061 | 1,285 | 1,152 | 2,973 | 2,975 | 2,046 | 1,662 | 1,037 | 887 | 49 - 45 |
| 50 - 54 | 25,551 | 13,146 | 12,405 | 1,064 | 924 | 2,438 | 2,326 | 1,691 | 1,610 | 664 | 705 | 54 - 50 |
| 55 - 59 | 20,406 | 10,379 | 10,027 | 851 | 686 | 1,818 | 1,677 | 1,432 | 1,427 | 520 | 677 | 59 - 55 |
| 60 - 64 | 13,541 | 6,982 | 6,559 | 547 | 473 | 1,272 | 1,169 | 897 | 850 | 436 | 360 | 64 - 60 |
| 65 - 69 | 8,480 | 4,411 | 4,069 | 364 | 241 | 845 | 751 | 567 | 428 | 282 | 211 | 69 - 65 |
| 70 - 74 | 6,496 | 3,516 | 2,980 | 336 | 236 | 682 | 517 | 395 | 352 | 163 | 114 | 74 - 70 |
| 75 - 79 | 5,016 | 2,905 | 2,111 | 213 | 115 | 541 | 420 | 476 | 276 | 146 | 111 | 79 - 75 |
| 80 + | 9,181 | 5,278 | 3,903 | 389 | 107 | 770 | 657 | 673 | 539 | 305 | 241 | 80+ |

جدول رقم (٥٢) : السكان العمانيون حسب فئات السن والجنس على مستوى ولايات محافظة شمال الباطنة

Table No. (52) : Omani population by age groups and sex in the Wilayat of North Al Batinah Governorate

منتصف عام 2035

| Age Groups | الجملة | | | السويق | | الخابورة | | صح | | لوى | | شناص | | صحار | | فئات السن |
|----------------|----------------|----------------|----------------|---------------|---------------|---------------|---------------|---------------|---------------|---------------|---------------|---------------|---------------|---------------|---------------|----------------|
| | Total | | | As Suwayq | | Al khaburah | | Saham | | Liwa | | Shinas | | Sohar | | |
| | كلا الجنسين | اناث | ذكور | اناث | ذكور | اناث | ذكور | اناث | ذكور | اناث | ذكور | اناث | ذكور | اناث | ذكور | |
| | Both Sexes | Female | Male | Female | Male | Female | Male | Female | Male | Female | Male | Female | Male | Female | Male | |
| Total | 761,191 | 373,317 | 387,874 | 93,312 | 95,710 | 45,342 | 48,050 | 78,631 | 81,338 | 25,444 | 25,034 | 41,443 | 43,895 | 89,145 | 93,847 | الجملة |
| 0 - 4 | 83,723 | 40,589 | 43,134 | 10,358 | 10,795 | 4,794 | 5,315 | 8,369 | 8,988 | 3,033 | 3,068 | 4,382 | 4,576 | 9,653 | 10,392 | 4 - 0 |
| 5 - 9 | 76,500 | 37,036 | 39,464 | 9,677 | 10,145 | 4,595 | 5,022 | 7,711 | 7,950 | 2,610 | 2,712 | 3,899 | 4,261 | 8,544 | 9,374 | 9 - 5 |
| 10 - 14 | 83,540 | 40,426 | 43,114 | 10,699 | 11,276 | 5,094 | 5,654 | 8,464 | 9,200 | 2,767 | 2,799 | 4,202 | 4,616 | 9,200 | 9,569 | 14 - 10 |
| 15 - 19 | 87,303 | 42,350 | 44,953 | 10,610 | 11,246 | 5,241 | 5,636 | 9,253 | 9,464 | 2,942 | 2,810 | 4,711 | 5,346 | 9,593 | 10,451 | 19 - 15 |
| 20 - 24 | 74,922 | 36,193 | 38,729 | 8,821 | 9,387 | 4,614 | 4,728 | 7,690 | 7,978 | 2,480 | 2,384 | 4,149 | 4,749 | 8,439 | 9,503 | 24 - 20 |
| 25 - 29 | 55,848 | 26,968 | 28,880 | 6,462 | 6,823 | 3,320 | 3,578 | 5,736 | 5,989 | 1,811 | 1,838 | 3,139 | 3,533 | 6,500 | 7,119 | 29 - 25 |
| 30 - 34 | 41,991 | 20,398 | 21,593 | 4,904 | 5,064 | 2,437 | 2,464 | 4,206 | 4,624 | 1,362 | 1,362 | 2,131 | 2,541 | 5,358 | 5,538 | 34 - 30 |
| 35 - 39 | 40,176 | 19,785 | 20,391 | 5,063 | 5,132 | 2,461 | 2,491 | 4,095 | 4,205 | 1,143 | 1,235 | 1,852 | 2,065 | 5,171 | 5,263 | 39 - 35 |
| 40 - 44 | 44,211 | 21,603 | 22,608 | 5,316 | 5,452 | 2,629 | 2,674 | 4,704 | 4,784 | 1,312 | 1,429 | 2,180 | 2,262 | 5,462 | 6,007 | 44 - 40 |
| 45 - 49 | 43,290 | 21,963 | 21,327 | 5,697 | 5,268 | 2,674 | 2,630 | 5,035 | 4,771 | 1,252 | 1,164 | 2,248 | 2,269 | 5,057 | 5,225 | 49 - 45 |
| 50 - 54 | 38,710 | 19,644 | 19,066 | 4,921 | 4,809 | 2,237 | 2,390 | 4,188 | 4,337 | 1,174 | 1,105 | 2,379 | 1,988 | 4,745 | 4,437 | 54 - 50 |
| 55 - 59 | 29,722 | 15,216 | 14,506 | 3,552 | 2,918 | 1,737 | 1,975 | 2,974 | 2,937 | 1,260 | 1,189 | 1,918 | 1,890 | 3,775 | 3,597 | 59 - 55 |
| 60 - 64 | 18,365 | 8,923 | 9,442 | 1,968 | 2,270 | 989 | 1,142 | 1,689 | 1,917 | 741 | 616 | 1,285 | 1,118 | 2,251 | 2,379 | 64 - 60 |
| 65 - 69 | 12,280 | 6,346 | 5,934 | 1,398 | 1,464 | 617 | 626 | 1,238 | 1,167 | 543 | 371 | 921 | 858 | 1,629 | 1,448 | 69 - 65 |
| 70 - 74 | 9,574 | 4,781 | 4,793 | 1,199 | 1,135 | 532 | 469 | 986 | 994 | 353 | 369 | 664 | 691 | 1,047 | 1,135 | 74 - 70 |
| 75 - 79 | 7,769 | 4,029 | 3,740 | 974 | 931 | 456 | 379 | 839 | 813 | 288 | 228 | 516 | 586 | 956 | 803 | 79 - 75 |
| 80 + | 13,267 | 7,067 | 6,200 | 1,693 | 1,595 | 915 | 877 | 1,454 | 1,220 | 373 | 355 | 867 | 546 | 1,765 | 1,607 | 80+ |

جدول رقم (٥٣) : السكان العمانيون حسب فئات السن والجنس على مستوى ولايات محافظة جنوب الباطنة

Table No. (53) : Omani population by age groups and sex in of the Wilayat of South Al Batinah Governorate

منتصف عام 2035

| Age Groups | الجملة | | | المصنعة | | بركاء | | وادي المعاول | | نخل | | العوابي | | الrustaq | | فئات السن |
|----------------|----------------|----------------|----------------|---------------|---------------|---------------|---------------|----------------|---------------|---------------|---------------|---------------|---------------|---------------|---------------|----------------|
| | Total | | | Al Musanah | | Barka | | Wadi Al maawil | | Nakhhal | | Al Awabi | | Al Rustaq | | |
| | كلا الجنسين | اناث | ذكور | اناث | ذكور | اناث | ذكور | اناث | ذكور | اناث | ذكور | اناث | ذكور | اناث | ذكور | |
| | Both Sexes | Female | Male | Female | Male | Female | Male | Female | Male | Female | Male | Female | Male | Female | Male | |
| Total | 461,237 | 227,482 | 233,755 | 53,023 | 52,420 | 71,035 | 73,959 | 10,938 | 11,100 | 16,470 | 16,612 | 10,661 | 11,226 | 65,355 | 68,438 | الجملة |
| 0 - 4 | 50,070 | 24,170 | 25,900 | 5,560 | 5,645 | 7,899 | 8,470 | 1,187 | 1,321 | 1,721 | 1,947 | 1,052 | 1,215 | 6,751 | 7,302 | 4 - 0 |
| 5 - 9 | 50,245 | 24,151 | 26,094 | 5,428 | 5,517 | 7,348 | 8,136 | 1,211 | 1,308 | 1,836 | 1,953 | 1,172 | 1,406 | 7,156 | 7,774 | 9 - 5 |
| 10 - 14 | 54,379 | 26,197 | 28,182 | 5,880 | 5,956 | 7,924 | 8,435 | 1,320 | 1,365 | 1,822 | 2,121 | 1,366 | 1,583 | 7,885 | 8,722 | 14 - 10 |
| 15 - 19 | 53,015 | 25,742 | 27,273 | 6,181 | 6,098 | 7,928 | 8,494 | 1,189 | 1,205 | 1,822 | 1,982 | 1,313 | 1,341 | 7,309 | 8,153 | 19 - 15 |
| 20 - 24 | 43,157 | 21,286 | 21,871 | 5,225 | 5,209 | 6,812 | 7,245 | 935 | 921 | 1,469 | 1,425 | 938 | 862 | 5,907 | 6,209 | 24 - 20 |
| 25 - 29 | 31,339 | 15,563 | 15,776 | 3,708 | 3,643 | 5,086 | 5,249 | 778 | 761 | 1,087 | 1,049 | 604 | 662 | 4,300 | 4,412 | 29 - 25 |
| 30 - 34 | 24,401 | 12,204 | 12,197 | 2,804 | 2,731 | 4,014 | 4,091 | 631 | 572 | 864 | 819 | 497 | 566 | 3,394 | 3,418 | 34 - 30 |
| 35 - 39 | 25,004 | 12,145 | 12,859 | 2,816 | 2,955 | 3,952 | 4,278 | 557 | 592 | 886 | 803 | 571 | 593 | 3,363 | 3,638 | 39 - 35 |
| 40 - 44 | 26,601 | 13,523 | 13,078 | 3,046 | 3,328 | 4,600 | 4,408 | 709 | 636 | 1,025 | 853 | 554 | 516 | 3,589 | 3,337 | 44 - 40 |
| 45 - 49 | 26,987 | 13,804 | 13,183 | 3,229 | 3,038 | 4,444 | 4,054 | 620 | 693 | 1,012 | 971 | 684 | 593 | 3,815 | 3,834 | 49 - 45 |
| 50 - 54 | 22,528 | 11,264 | 11,264 | 2,762 | 2,460 | 3,393 | 3,601 | 498 | 598 | 867 | 806 | 497 | 481 | 3,247 | 3,318 | 54 - 50 |
| 55 - 59 | 16,610 | 8,808 | 7,802 | 2,234 | 1,778 | 2,565 | 2,614 | 417 | 370 | 543 | 526 | 442 | 461 | 2,607 | 2,053 | 59 - 55 |
| 60 - 64 | 10,537 | 5,123 | 5,414 | 1,128 | 1,242 | 1,568 | 1,553 | 242 | 211 | 376 | 427 | 303 | 294 | 1,506 | 1,687 | 64 - 60 |
| 65 - 69 | 7,301 | 3,658 | 3,643 | 846 | 860 | 1,019 | 1,003 | 166 | 138 | 295 | 256 | 172 | 198 | 1,160 | 1,188 | 69 - 65 |
| 70 - 74 | 5,948 | 3,046 | 2,902 | 649 | 630 | 778 | 844 | 150 | 111 | 232 | 250 | 163 | 157 | 1,074 | 910 | 74 - 70 |
| 75 - 79 | 4,539 | 2,395 | 2,144 | 573 | 500 | 680 | 618 | 128 | 102 | 186 | 151 | 112 | 98 | 716 | 675 | 79 - 75 |
| 80 + | 8,576 | 4,403 | 4,173 | 954 | 830 | 1,025 | 866 | 200 | 196 | 427 | 273 | 221 | 200 | 1,576 | 1,808 | 80+ |

جدول رقم (٥٤) : السكان العمانيون حسب فئات السن والجنس على مستوى ولايات محافظة جنوب الشرقية

Table No. (54) : Omani population by age groups and sex in of the Wilayat of South Ash Sharqiyah Governorate

منتصف عام 2035 Mid-year 2035

| Age Groups | الجملة | | | مصيرة | | جعلان بني بو علي | | جعلان بني بو حسن | | الكامل والوافي | | صور | | فئات السن |
|----------------|----------------|----------------|----------------|--------------|--------------|--------------------|---------------|----------------------|---------------|---------------------|---------------|---------------|---------------|----------------|
| | Total | | | Masirah | | Jaalan bani bu Ali | | Jaalan bani bu Hasan | | Al Kamil wa al Wafi | | Sur | | |
| | كلا الجنسين | اناث | ذكور | اناث | ذكور | اناث | ذكور | اناث | ذكور | اناث | ذكور | اناث | ذكور | |
| | Both Sexes | Female | Male | Female | Male | Female | Male | Female | Male | Female | Male | Female | Male | |
| Total | 313,411 | 157,553 | 155,858 | 6,259 | 5,311 | 55,251 | 56,325 | 25,843 | 26,704 | 19,362 | 17,844 | 50,838 | 49,674 | الجملة |
| 0 - 4 | 38,153 | 18,780 | 19,373 | 649 | 550 | 7,600 | 7,882 | 3,119 | 3,326 | 2,151 | 2,191 | 5,261 | 5,424 | 4 - 0 |
| 5 - 9 | 36,880 | 18,089 | 18,791 | 667 | 565 | 7,068 | 7,364 | 3,080 | 3,348 | 2,328 | 2,166 | 4,946 | 5,348 | 9 - 5 |
| 10 - 14 | 36,397 | 17,855 | 18,542 | 548 | 519 | 6,964 | 7,252 | 3,023 | 3,291 | 2,250 | 2,196 | 5,070 | 5,284 | 14 - 10 |
| 15 - 19 | 32,813 | 16,243 | 16,570 | 611 | 466 | 5,936 | 6,178 | 2,875 | 2,969 | 2,018 | 1,920 | 4,803 | 5,037 | 19 - 15 |
| 20 - 24 | 26,299 | 13,450 | 12,849 | 551 | 459 | 4,618 | 4,502 | 2,245 | 2,199 | 1,752 | 1,345 | 4,284 | 4,344 | 24 - 20 |
| 25 - 29 | 20,358 | 10,221 | 10,137 | 439 | 404 | 3,423 | 3,368 | 1,566 | 1,689 | 1,192 | 1,072 | 3,601 | 3,604 | 29 - 25 |
| 30 - 34 | 16,155 | 8,289 | 7,866 | 442 | 336 | 2,614 | 2,621 | 1,164 | 1,266 | 1,083 | 806 | 2,986 | 2,837 | 34 - 30 |
| 35 - 39 | 16,414 | 8,427 | 7,987 | 388 | 320 | 2,461 | 2,516 | 1,219 | 1,159 | 1,102 | 954 | 3,257 | 3,038 | 39 - 35 |
| 40 - 44 | 18,398 | 9,077 | 9,321 | 334 | 366 | 2,818 | 3,267 | 1,334 | 1,378 | 1,146 | 1,034 | 3,445 | 3,276 | 44 - 40 |
| 45 - 49 | 17,990 | 9,127 | 8,863 | 386 | 380 | 2,727 | 2,766 | 1,540 | 1,524 | 1,115 | 1,020 | 3,359 | 3,173 | 49 - 45 |
| 50 - 54 | 15,750 | 8,157 | 7,593 | 373 | 278 | 2,859 | 2,572 | 1,361 | 1,303 | 919 | 843 | 2,645 | 2,597 | 54 - 50 |
| 55 - 59 | 12,283 | 6,535 | 5,748 | 321 | 295 | 2,246 | 1,931 | 1,014 | 985 | 701 | 682 | 2,253 | 1,855 | 59 - 55 |
| 60 - 64 | 8,002 | 4,020 | 3,982 | 168 | 169 | 1,188 | 1,385 | 713 | 666 | 389 | 460 | 1,562 | 1,302 | 64 - 60 |
| 65 - 69 | 5,124 | 2,739 | 2,385 | 164 | 83 | 803 | 748 | 439 | 473 | 274 | 309 | 1,059 | 772 | 69 - 65 |
| 70 - 74 | 4,061 | 2,167 | 1,894 | 67 | 56 | 570 | 659 | 375 | 392 | 322 | 219 | 833 | 568 | 74 - 70 |
| 75 - 79 | 3,088 | 1,649 | 1,439 | 63 | 44 | 500 | 507 | 248 | 262 | 280 | 186 | 558 | 440 | 79 - 75 |
| 80 + | 5,246 | 2,728 | 2,518 | 88 | 21 | 856 | 807 | 528 | 474 | 340 | 441 | 916 | 775 | 80+ |

جدول رقم (٥٥) : السكان العمانيون حسب فئات السن والجنس على مستوى ولايات محافظة شمال الشرقية

Table No. (55) : Omani population by age groups and sex in the Wilayat of North Ash Sharqiyah Governorate

منتصف عام 2035

| Age Groups | الجملة | | | دماء والظانيين | | وادي بني خالد | | القبائل | | بديّة | | المضيبى | | ابراء | | فئات السن |
|------------|-------------|---------|---------|--------------------|--------|------------------|--------|----------|--------|---------|--------|-------------|--------|--------|--------|-----------|
| | Total | | | Dima wa at Taiyyin | | Wadi bani Khalid | | Al Qabil | | Bidiyah | | Al Mundaybi | | Ibra | | |
| | كلا الجنسين | اناث | ذكور | اناث | ذكور | اناث | ذكور | اناث | ذكور | اناث | ذكور | اناث | ذكور | اناث | ذكور | |
| Both Sexes | Female | Male | Female | Male | Female | Male | Female | Male | Female | Male | Female | Male | Female | Male | Female | Male |
| Total | 271,277 | 135,518 | 135,759 | 17,813 | 16,537 | 8,138 | 8,318 | 13,437 | 14,254 | 16,940 | 15,957 | 59,361 | 58,685 | 19,829 | 22,008 | الجملة |
| 0 - 4 | 31,519 | 15,206 | 16,313 | 2,073 | 2,118 | 885 | 1,044 | 1,511 | 1,743 | 1,744 | 1,597 | 6,731 | 7,443 | 2,262 | 2,368 | 4 - 0 |
| 5 - 9 | 32,390 | 15,637 | 16,753 | 2,088 | 2,132 | 917 | 1,177 | 1,561 | 1,820 | 1,934 | 1,833 | 6,705 | 7,237 | 2,432 | 2,554 | 9 - 5 |
| 10 - 14 | 32,193 | 15,401 | 16,792 | 2,180 | 2,258 | 1,015 | 1,172 | 1,543 | 1,711 | 1,944 | 1,901 | 6,564 | 7,353 | 2,155 | 2,397 | 14 - 10 |
| 15 - 19 | 29,639 | 14,255 | 15,384 | 2,067 | 2,000 | 912 | 981 | 1,367 | 1,548 | 1,657 | 1,804 | 6,273 | 6,281 | 1,979 | 2,770 | 19 - 15 |
| 20 - 24 | 23,482 | 11,804 | 11,678 | 1,438 | 1,287 | 621 | 608 | 1,180 | 1,100 | 1,487 | 1,248 | 5,370 | 4,823 | 1,708 | 2,612 | 24 - 20 |
| 25 - 29 | 16,886 | 8,761 | 8,125 | 1,109 | 840 | 480 | 441 | 874 | 864 | 1,012 | 966 | 3,941 | 3,690 | 1,345 | 1,324 | 29 - 25 |
| 30 - 34 | 13,497 | 6,953 | 6,544 | 814 | 692 | 344 | 324 | 661 | 715 | 879 | 753 | 3,100 | 3,029 | 1,155 | 1,031 | 34 - 30 |
| 35 - 39 | 13,195 | 6,877 | 6,318 | 907 | 692 | 364 | 252 | 621 | 632 | 997 | 871 | 2,875 | 2,703 | 1,113 | 1,168 | 39 - 35 |
| 40 - 44 | 15,279 | 7,941 | 7,338 | 1,033 | 813 | 377 | 408 | 880 | 841 | 1,049 | 970 | 3,477 | 3,119 | 1,125 | 1,187 | 44 - 40 |
| 45 - 49 | 15,170 | 8,028 | 7,142 | 956 | 753 | 514 | 369 | 752 | 664 | 985 | 1,034 | 3,621 | 3,093 | 1,200 | 1,229 | 49 - 45 |
| 50 - 54 | 13,185 | 6,801 | 6,384 | 820 | 820 | 439 | 347 | 638 | 626 | 891 | 771 | 2,961 | 2,821 | 1,052 | 999 | 54 - 50 |
| 55 - 59 | 10,578 | 5,508 | 5,070 | 698 | 606 | 330 | 270 | 574 | 530 | 638 | 576 | 2,537 | 2,325 | 731 | 763 | 59 - 55 |
| 60 - 64 | 6,618 | 3,368 | 3,250 | 440 | 409 | 201 | 229 | 387 | 341 | 409 | 372 | 1,444 | 1,360 | 487 | 539 | 64 - 60 |
| 65 - 69 | 4,661 | 2,331 | 2,330 | 307 | 284 | 175 | 171 | 206 | 235 | 274 | 284 | 1,080 | 1,075 | 289 | 281 | 69 - 65 |
| 70 - 74 | 4,108 | 2,032 | 2,076 | 350 | 321 | 167 | 177 | 195 | 234 | 262 | 270 | 840 | 839 | 218 | 235 | 74 - 70 |
| 75 - 79 | 2,607 | 1,483 | 1,124 | 201 | 162 | 146 | 106 | 169 | 145 | 176 | 141 | 608 | 447 | 183 | 123 | 79 - 75 |
| 80 + | 6,270 | 3,132 | 3,138 | 332 | 350 | 251 | 242 | 318 | 505 | 602 | 566 | 1,234 | 1,047 | 395 | 428 | 80+ |

جدول رقم (٥٦) : السكان العمانيون حسب فئات السن والجنس على مستوى ولايات محافظة الظاهرة

Table No. (56) : Omani population by age groups and sex in the Wilayat of Adh Dhahira Governorate

منتصف عام 2035 م

| Age Groups | الجملة | | | ضنك | | ينقل | | عبري | | فئات السن |
|--------------|---------------------------|----------------|----------------|----------------|---------------|----------------|---------------|----------------|---------------|---------------|
| | Total | | | Dank | | Yanqul | | Ibri | | |
| | كلا الجنسين Both Sexes | اناث Female | ذكور Male | اناث Female | ذكور Male | اناث Female | ذكور Male | اناث Female | ذكور Male | |
| Total | 229,930 | 113,890 | 116,040 | 13,220 | 12,190 | 14,527 | 14,722 | 86,143 | 89,128 | الجملة |
| 0 - 4 | 23,926 | 11,590 | 12,336 | 1,224 | 1,227 | 1,484 | 1,589 | 8,882 | 9,520 | 4 - 0 |
| 5 - 9 | 24,223 | 11,643 | 12,580 | 1,197 | 1,353 | 1,475 | 1,738 | 8,971 | 9,489 | 9 - 5 |
| 10 - 14 | 25,539 | 12,544 | 12,995 | 1,514 | 1,382 | 1,660 | 1,772 | 9,370 | 9,841 | 14 - 10 |
| 15 - 19 | 24,900 | 11,926 | 12,974 | 1,407 | 1,298 | 1,489 | 1,596 | 9,030 | 10,080 | 19 - 15 |
| 20 - 24 | 20,729 | 10,193 | 10,536 | 1,096 | 1,005 | 1,180 | 1,149 | 7,917 | 8,382 | 24 - 20 |
| 25 - 29 | 16,682 | 8,286 | 8,396 | 923 | 868 | 1,047 | 967 | 6,316 | 6,561 | 29 - 25 |
| 30 - 34 | 13,571 | 6,968 | 6,603 | 848 | 676 | 829 | 794 | 5,291 | 5,133 | 34 - 30 |
| 35 - 39 | 12,660 | 6,221 | 6,439 | 723 | 606 | 820 | 732 | 4,678 | 5,101 | 39 - 35 |
| 40 - 44 | 14,091 | 6,828 | 7,263 | 929 | 879 | 813 | 839 | 5,086 | 5,545 | 44 - 40 |
| 45 - 49 | 12,235 | 5,819 | 6,416 | 599 | 696 | 669 | 761 | 4,551 | 4,959 | 49 - 45 |
| 50 - 54 | 12,089 | 6,166 | 5,923 | 689 | 705 | 808 | 851 | 4,669 | 4,367 | 54 - 50 |
| 55 - 59 | 9,323 | 4,675 | 4,648 | 555 | 528 | 654 | 587 | 3,466 | 3,533 | 59 - 55 |
| 60 - 64 | 5,956 | 3,175 | 2,781 | 433 | 250 | 521 | 371 | 2,221 | 2,160 | 64 - 60 |
| 65 - 69 | 4,113 | 2,223 | 1,890 | 279 | 241 | 309 | 311 | 1,635 | 1,338 | 69 - 65 |
| 70 - 74 | 3,091 | 1,660 | 1,431 | 251 | 175 | 214 | 221 | 1,195 | 1,035 | 74 - 70 |
| 75 - 79 | 2,506 | 1,474 | 1,032 | 189 | 143 | 247 | 172 | 1,038 | 717 | 79 - 75 |
| 80 + | 4,296 | 2,499 | 1,797 | 364 | 158 | 308 | 272 | 1,827 | 1,367 | 80+ |

جدول رقم (٥٧) : السكان العمانيون حسب فئات السن والجنس على مستوى ولايات محافظة الوسطى

Table No. (57) : Omani population by age groups and sex in the Wilayat of Al Wusta Governorate

منتصف عام 2035 م

| Age Groups | الجملة | | | الجازر | | الدقم | | محوت | | هيما | | فئات السن |
|--------------|---------------|---------------|---------------|--------------|--------------|--------------|--------------|---------------|---------------|--------------|--------------|---------------|
| | Total | | | Al Jazer | | Ad Duqm | | Muhut | | Hayma | | |
| | كلا الجنسين | اثاث | ذكور | اثاث | ذكور | اثاث | ذكور | اثاث | ذكور | اثاث | ذكور | |
| | Both Sexes | Female | Male | Female | Male | Female | Male | Female | Male | Female | Male | |
| Total | 37,873 | 19,644 | 18,229 | 2,970 | 1,674 | 3,741 | 3,890 | 10,871 | 11,172 | 2,062 | 1,493 | الجملة |
| 0 - 4 | 4,201 | 2,170 | 2,031 | 292 | 188 | 357 | 455 | 1,262 | 1,203 | 259 | 185 | 4 - 0 |
| 5 - 9 | 4,472 | 2,271 | 2,201 | 317 | 182 | 396 | 455 | 1,293 | 1,390 | 265 | 174 | 9 - 5 |
| 10 - 14 | 4,759 | 2,441 | 2,318 | 347 | 183 | 488 | 502 | 1,369 | 1,441 | 237 | 192 | 14 - 10 |
| 15 - 19 | 4,387 | 2,293 | 2,094 | 364 | 184 | 484 | 490 | 1,207 | 1,280 | 238 | 140 | 19 - 15 |
| 20 - 24 | 3,650 | 1,955 | 1,695 | 318 | 188 | 400 | 355 | 1,028 | 1,001 | 209 | 151 | 24 - 20 |
| 25 - 29 | 2,299 | 1,179 | 1,120 | 182 | 104 | 212 | 238 | 645 | 674 | 140 | 104 | 29 - 25 |
| 30 - 34 | 1,457 | 781 | 676 | 108 | 63 | 143 | 129 | 457 | 418 | 73 | 66 | 34 - 30 |
| 35 - 39 | 1,570 | 883 | 687 | 129 | 55 | 191 | 165 | 484 | 414 | 79 | 53 | 39 - 35 |
| 40 - 44 | 2,206 | 1,205 | 1,001 | 230 | 101 | 229 | 216 | 624 | 606 | 122 | 78 | 44 - 40 |
| 45 - 49 | 2,034 | 1,069 | 965 | 207 | 99 | 211 | 217 | 542 | 589 | 109 | 60 | 49 - 45 |
| 50 - 54 | 1,868 | 915 | 953 | 173 | 108 | 212 | 239 | 436 | 507 | 94 | 99 | 54 - 50 |
| 55 - 59 | 1,448 | 662 | 786 | 88 | 84 | 130 | 124 | 399 | 506 | 45 | 72 | 59 - 55 |
| 60 - 64 | 969 | 493 | 476 | 68 | 56 | 111 | 101 | 267 | 283 | 47 | 36 | 64 - 60 |
| 65 - 69 | 710 | 341 | 369 | 33 | 33 | 56 | 78 | 216 | 235 | 36 | 23 | 69 - 65 |
| 70 - 74 | 594 | 308 | 286 | 59 | 24 | 51 | 51 | 184 | 200 | 14 | 11 | 74 - 70 |
| 75 - 79 | 398 | 221 | 177 | 24 | 7 | 22 | 42 | 155 | 111 | 20 | 17 | 79 - 75 |
| 80 + | 851 | 457 | 394 | 31 | 15 | 48 | 33 | 303 | 314 | 75 | 32 | 80+ |

جدول رقم (٥٨) : السكان العمانيون حسب فئات السن والجنس على مستوى ولايات محافظة مسقط

Table No. (58) : Omani population by age groups and sex in Wilayats of Muscat Governorate

منتصف عام 2040 Mid-year 2040

| Age Groups | الجملة | | | قريات | | السيب | | بوشر | | العمرات | | مطرح | | مسقط | | فئات السن |
|--------------|----------------|----------------|----------------|---------------|---------------|----------------|----------------|---------------|---------------|---------------|---------------|---------------|---------------|---------------|---------------|---------------|
| | Total | | | Qurayyat | | As Seeb | | Bawshar | | Al Amrat | | Mutrah | | Muscat | | |
| | كلا الجنسين | اناث | ذكور | اناث | ذكور | اناث | ذكور | اناث | ذكور | اناث | ذكور | اناث | ذكور | اناث | ذكور | |
| | Both Sexes | Female | Male | Female | Male | Female | Male | Female | Male | Female | Male | Female | Male | Female | Male | |
| Total | 840,328 | 420,589 | 419,739 | 37,474 | 34,522 | 209,197 | 211,227 | 69,499 | 72,730 | 60,235 | 59,839 | 29,196 | 26,140 | 14,988 | 15,281 | الجملة |
| 0 - 4 | 85,750 | 42,799 | 42,951 | 3,709 | 3,755 | 22,086 | 22,065 | 6,566 | 6,776 | 6,166 | 6,628 | 2,794 | 2,267 | 1,478 | 1,460 | 4 - 0 |
| 5 - 9 | 79,314 | 39,570 | 39,744 | 3,378 | 3,549 | 20,563 | 20,442 | 6,294 | 6,429 | 5,881 | 6,145 | 2,250 | 1,999 | 1,204 | 1,180 | 9 - 5 |
| 10 - 14 | 72,784 | 36,379 | 36,405 | 3,620 | 3,651 | 18,613 | 18,773 | 5,657 | 5,831 | 5,339 | 5,266 | 1,950 | 1,694 | 1,200 | 1,190 | 14 - 10 |
| 15 - 19 | 74,664 | 36,676 | 37,988 | 3,602 | 3,703 | 18,652 | 19,836 | 5,735 | 5,788 | 5,236 | 5,244 | 2,200 | 1,975 | 1,251 | 1,442 | 19 - 15 |
| 20 - 24 | 81,425 | 38,996 | 42,429 | 3,421 | 3,111 | 19,667 | 22,693 | 6,422 | 7,078 | 5,411 | 5,335 | 2,716 | 2,576 | 1,359 | 1,636 | 24 - 20 |
| 25 - 29 | 71,870 | 35,623 | 36,247 | 2,977 | 2,785 | 17,726 | 17,856 | 5,804 | 6,338 | 5,164 | 5,108 | 2,620 | 2,668 | 1,332 | 1,492 | 29 - 25 |
| 30 - 34 | 58,681 | 29,325 | 29,356 | 2,245 | 1,963 | 14,735 | 14,237 | 4,587 | 4,988 | 4,505 | 4,566 | 2,192 | 2,327 | 1,061 | 1,275 | 34 - 30 |
| 35 - 39 | 51,951 | 26,508 | 25,443 | 1,914 | 1,634 | 13,285 | 12,671 | 4,655 | 4,517 | 3,866 | 3,840 | 1,857 | 1,797 | 931 | 984 | 39 - 35 |
| 40 - 44 | 54,913 | 27,267 | 27,646 | 2,025 | 1,577 | 13,866 | 14,401 | 5,009 | 5,191 | 3,618 | 3,838 | 1,814 | 1,747 | 935 | 892 | 44 - 40 |
| 45 - 49 | 58,079 | 28,143 | 29,936 | 2,210 | 2,058 | 14,061 | 15,426 | 5,199 | 5,985 | 3,824 | 3,676 | 2,035 | 1,826 | 814 | 965 | 49 - 45 |
| 50 - 54 | 49,548 | 24,240 | 25,308 | 1,991 | 1,819 | 11,603 | 12,360 | 4,275 | 5,379 | 3,464 | 3,274 | 2,015 | 1,622 | 892 | 854 | 54 - 50 |
| 55 - 59 | 38,287 | 19,067 | 19,220 | 1,749 | 1,578 | 8,658 | 8,682 | 3,405 | 4,055 | 2,650 | 2,863 | 1,687 | 1,345 | 918 | 697 | 59 - 55 |
| 60 - 64 | 25,507 | 13,434 | 12,073 | 1,421 | 1,167 | 6,165 | 5,443 | 2,137 | 2,141 | 1,930 | 1,794 | 1,179 | 1,024 | 602 | 504 | 64 - 60 |
| 65 - 69 | 13,914 | 7,642 | 6,272 | 966 | 728 | 3,340 | 2,897 | 1,240 | 993 | 1,068 | 875 | 685 | 514 | 343 | 265 | 69 - 65 |
| 70 - 74 | 8,634 | 5,197 | 3,437 | 638 | 497 | 2,319 | 1,486 | 770 | 422 | 789 | 542 | 421 | 306 | 260 | 184 | 74 - 70 |
| 75 - 79 | 5,937 | 3,786 | 2,151 | 546 | 358 | 1,564 | 805 | 645 | 351 | 575 | 315 | 295 | 203 | 161 | 119 | 79 - 75 |
| 80 + | 9,070 | 5,937 | 3,133 | 1,062 | 589 | 2,294 | 1,154 | 1,099 | 468 | 749 | 530 | 486 | 250 | 247 | 142 | 80+ |

جدول رقم (٥٩) : السكان العمانيون حسب فئات السن والجنس على مستوى ولايات محافظة ظفار

Table No. (59) : Omani population by age groups and sex in Wilayats of Dhofar Governorate

منتصف عام 2040

| Age Groups | ثمريرت | | رخيوت | | مرباط | | طاقه | | صلالة | | فئات السن |
|----------------|---------------|---------------|--------------|--------------|--------------|--------------|---------------|---------------|----------------|----------------|----------------|
| | Thumrayt | | Rakhyut | | Mirbat | | Taqah | | Salalah | | |
| | اناث | ذكور | اناث | ذكور | اناث | ذكور | اناث | ذكور | اناث | ذكور | |
| | Female | Male | Female | Male | Female | Male | Female | Male | Female | Male | |
| Total | 11,065 | 11,577 | 3,521 | 3,443 | 7,803 | 8,183 | 14,158 | 14,778 | 112,526 | 116,520 | الجملة |
| 0 - 4 | 1,411 | 1,616 | 328 | 305 | 609 | 696 | 1,232 | 1,362 | 10,935 | 11,451 | 4 - 0 |
| 5 - 9 | 1,285 | 1,394 | 336 | 345 | 597 | 704 | 1,177 | 1,323 | 10,128 | 10,707 | 9 - 5 |
| 10 - 14 | 1,031 | 1,196 | 364 | 333 | 668 | 743 | 1,234 | 1,385 | 9,995 | 10,364 | 14 - 10 |
| 15 - 19 | 1,089 | 1,107 | 348 | 325 | 700 | 732 | 1,339 | 1,421 | 9,739 | 10,382 | 19 - 15 |
| 20 - 24 | 943 | 1,037 | 330 | 342 | 781 | 831 | 1,459 | 1,461 | 10,919 | 11,586 | 24 - 20 |
| 25 - 29 | 994 | 981 | 275 | 314 | 743 | 815 | 1,258 | 1,453 | 10,604 | 10,534 | 29 - 25 |
| 30 - 34 | 672 | 753 | 140 | 186 | 497 | 567 | 884 | 989 | 8,309 | 8,843 | 34 - 30 |
| 35 - 39 | 436 | 444 | 129 | 134 | 289 | 331 | 507 | 660 | 5,940 | 6,742 | 39 - 35 |
| 40 - 44 | 525 | 471 | 230 | 178 | 359 | 389 | 624 | 658 | 6,032 | 6,280 | 44 - 40 |
| 45 - 49 | 577 | 674 | 235 | 238 | 588 | 497 | 984 | 914 | 6,744 | 7,760 | 49 - 45 |
| 50 - 54 | 523 | 555 | 197 | 240 | 508 | 619 | 1,033 | 1,088 | 6,946 | 7,608 | 54 - 50 |
| 55 - 59 | 398 | 398 | 161 | 177 | 431 | 446 | 764 | 623 | 5,235 | 5,385 | 59 - 55 |
| 60 - 64 | 278 | 241 | 172 | 130 | 390 | 324 | 523 | 578 | 4,058 | 3,521 | 64 - 60 |
| 65 - 69 | 209 | 257 | 115 | 75 | 231 | 200 | 378 | 361 | 2,258 | 2,047 | 69 - 65 |
| 70 - 74 | 185 | 129 | 66 | 32 | 135 | 80 | 300 | 162 | 1,558 | 1,019 | 74 - 70 |
| 75 - 79 | 166 | 98 | 54 | 24 | 121 | 56 | 227 | 141 | 1,056 | 691 | 79 - 75 |
| 80 + | 343 | 226 | 41 | 65 | 156 | 153 | 235 | 199 | 2,070 | 1,600 | 80+ |

تابع - continue

جدول رقم (٥٩) : السكان العمانيون حسب فئات السن والجنس على مستوى ولايات محافظة ظفار

Table No. (59) : Omani population by age groups and sex in Wilayats of Dhofar Governorate
منتصف عام 2040

| Age Groups | الجملة | | | سحد | | شليم وجزر الحلاتيات | | مقشبن | | المزبونة | | ضلكوت | | فئات السن |
|--------------|----------------|----------------|----------------|--------------|--------------|------------------------------|--------------|--------------|--------------|---------------|---------------|--------------|--------------|---------------|
| | Total | | | Sadh | | Shalim wa juzur al Hallniyat | | Muqshin | | Al Mazuynah | | Dalkut | | |
| | كلا الجنسين | اناث | ذكور | اناث | ذكور | اناث | ذكور | اناث | ذكور | اناث | ذكور | اناث | ذكور | |
| | Both Sexes | Female | Male | Female | Male | Female | Male | Female | Male | Female | Male | Female | Male | |
| Total | 348,974 | 171,449 | 177,525 | 4,606 | 4,975 | 3,650 | 2,958 | 1,062 | 1,119 | 11,265 | 12,116 | 1,793 | 1,856 | الجملة |
| 0 - 4 | 6,530 | 17,000 | 18,175 | 413 | 485 | 381 | 341 | 116 | 115 | 1,383 | 1,610 | 192 | 194 | 4 - 0 |
| 5 - 9 | 6,219 | 15,893 | 17,073 | 391 | 440 | 407 | 339 | 114 | 120 | 1,298 | 1,554 | 160 | 147 | 9 - 5 |
| 10 - 14 | 5,927 | 15,648 | 16,494 | 410 | 459 | 396 | 306 | 100 | 114 | 1,288 | 1,391 | 162 | 203 | 14 - 10 |
| 15 - 19 | 5,539 | 15,505 | 16,096 | 411 | 479 | 381 | 268 | 86 | 100 | 1,240 | 1,107 | 172 | 175 | 19 - 15 |
| 20 - 24 | 5,585 | 16,677 | 17,349 | 479 | 523 | 359 | 259 | 110 | 112 | 1,106 | 1,020 | 191 | 178 | 24 - 20 |
| 25 - 29 | 5,277 | 15,711 | 15,982 | 458 | 473 | 363 | 234 | 91 | 122 | 757 | 885 | 168 | 171 | 29 - 25 |
| 30 - 34 | 3,428 | 11,469 | 12,376 | 243 | 309 | 161 | 144 | 65 | 66 | 419 | 414 | 79 | 105 | 34 - 30 |
| 35 - 39 | 2,294 | 8,147 | 9,125 | 156 | 155 | 111 | 120 | 61 | 39 | 448 | 411 | 70 | 89 | 39 - 35 |
| 40 - 44 | 2,672 | 8,873 | 9,046 | 171 | 189 | 166 | 154 | 46 | 41 | 601 | 592 | 119 | 94 | 44 - 40 |
| 45 - 49 | 3,591 | 10,532 | 11,490 | 309 | 359 | 226 | 123 | 54 | 64 | 689 | 722 | 126 | 139 | 49 - 45 |
| 50 - 54 | 4,108 | 10,398 | 11,832 | 309 | 342 | 199 | 259 | 61 | 94 | 532 | 911 | 90 | 116 | 54 - 50 |
| 55 - 59 | 2,555 | 7,930 | 8,042 | 347 | 292 | 179 | 134 | 68 | 44 | 274 | 441 | 73 | 102 | 59 - 55 |
| 60 - 64 | 2,007 | 6,206 | 5,583 | 173 | 191 | 132 | 94 | 3 | 40 | 394 | 409 | 83 | 55 | 64 - 60 |
| 65 - 69 | 1,367 | 3,596 | 3,469 | 149 | 153 | 45 | 87 | 17 | 12 | 149 | 222 | 45 | 55 | 69 - 65 |
| 70 - 74 | 598 | 2,509 | 1,631 | 63 | 54 | 36 | 24 | 0 | 0 | 131 | 117 | 35 | 14 | 74 - 70 |
| 75 - 79 | 470 | 1,884 | 1,165 | 81 | 29 | 23 | 24 | 21 | 0 | 131 | 98 | 4 | 4 | 79 - 75 |
| 80 + | 982 | 3,471 | 2,597 | 43 | 43 | 85 | 48 | 49 | 36 | 425 | 212 | 24 | 15 | 80+ |

جدول رقم (٦٠) : السكان العمانيون حسب فئات السن والجنس على مستوى ولايات محافظة مسندم

Table No. (60) : Omani population by age groups and sex in Wilayats of Musandum Governorate

منتصف عام 2040 م

| Age Groups | الجملة | | | مدحا | | بخا | | دبا | | خصب | | فئات السن |
|--------------|---------------|---------------|---------------|--------------|--------------|--------------|--------------|--------------|--------------|---------------|---------------|---------------|
| | Total | | | Madha | | Bukha | | Daba | | Khasab | | |
| | كلا الجنسين | اناث | ذكور | اناث | ذكور | اناث | ذكور | اناث | ذكور | اناث | ذكور | |
| | Both Sexes | Female | Male | Female | Male | Female | Male | Female | Male | Female | Male | |
| Total | 45,946 | 22,973 | 22,973 | 2,408 | 2,529 | 2,127 | 1,918 | 4,495 | 4,394 | 13,943 | 14,132 | الجملة |
| 0 - 4 | 4,299 | 2,162 | 2,137 | 295 | 272 | 165 | 139 | 413 | 390 | 1,289 | 1,336 | 4 - 0 |
| 5 - 9 | 3,807 | 1,962 | 1,845 | 225 | 250 | 175 | 150 | 410 | 361 | 1,152 | 1,084 | 9 - 5 |
| 10 - 14 | 3,716 | 1,843 | 1,873 | 240 | 246 | 141 | 107 | 375 | 373 | 1,087 | 1,147 | 14 - 10 |
| 15 - 19 | 4,068 | 2,027 | 2,041 | 239 | 265 | 159 | 154 | 403 | 384 | 1,226 | 1,238 | 19 - 15 |
| 20 - 24 | 4,322 | 2,163 | 2,159 | 249 | 281 | 186 | 162 | 415 | 384 | 1,313 | 1,332 | 24 - 20 |
| 25 - 29 | 4,230 | 2,045 | 2,185 | 195 | 239 | 191 | 212 | 424 | 463 | 1,235 | 1,271 | 29 - 25 |
| 30 - 34 | 3,019 | 1,444 | 1,575 | 144 | 141 | 127 | 164 | 271 | 309 | 902 | 961 | 34 - 30 |
| 35 - 39 | 2,185 | 1,129 | 1,056 | 148 | 118 | 132 | 94 | 198 | 207 | 651 | 637 | 39 - 35 |
| 40 - 44 | 2,195 | 1,060 | 1,135 | 88 | 150 | 88 | 92 | 203 | 219 | 681 | 674 | 44 - 40 |
| 45 - 49 | 2,383 | 1,189 | 1,194 | 78 | 159 | 127 | 159 | 252 | 228 | 732 | 648 | 49 - 45 |
| 50 - 54 | 2,609 | 1,362 | 1,247 | 129 | 89 | 95 | 58 | 341 | 283 | 797 | 817 | 54 - 50 |
| 55 - 59 | 2,969 | 1,486 | 1,483 | 123 | 78 | 183 | 149 | 256 | 232 | 924 | 1,024 | 59 - 55 |
| 60 - 64 | 2,354 | 1,210 | 1,144 | 68 | 76 | 128 | 93 | 233 | 184 | 781 | 791 | 64 - 60 |
| 65 - 69 | 1,454 | 665 | 789 | 20 | 37 | 100 | 57 | 116 | 152 | 429 | 543 | 69 - 65 |
| 70 - 74 | 850 | 436 | 414 | 38 | 26 | 51 | 43 | 88 | 95 | 259 | 250 | 74 - 70 |
| 75 - 79 | 687 | 380 | 307 | 41 | 41 | 50 | 45 | 40 | 68 | 249 | 153 | 79 - 75 |
| 80 + | 799 | 410 | 389 | 88 | 61 | 29 | 40 | 57 | 62 | 236 | 226 | 80+ |

جدول رقم (٦١) : السكان العمانيون حسب فئات السن والجنس على مستوى ولايات محافظة البريمي

Table No. (61) : Omani population by age groups and sex in the Wilayat of Al Buraymi Governorate

منتصف عام 2040

| Age Groups | الجملة | | | السنية | | محضة | | البريمي | | فئات السن |
|--------------|---------------------------|----------------|---------------|----------------|--------------|----------------|--------------|----------------|---------------|---------------|
| | Total | | | As Sunaynah | | Mahdah | | Al Buraymi | | |
| | كلا الجنسين Both Sexes | اناث Female | ذكور Male | اناث Female | ذكور Male | اناث Female | ذكور Male | اناث Female | ذكور Male | |
| Total | 96,755 | 45,968 | 50,787 | 313 | 424 | 4,349 | 4,756 | 41,306 | 45,607 | الجملة |
| 0 - 4 | 10,236 | 4,878 | 5,358 | 44 | 43 | 442 | 575 | 4,392 | 4,740 | 4 - 0 |
| 5 - 9 | 9,701 | 4,652 | 5,049 | 44 | 49 | 464 | 525 | 4,144 | 4,475 | 9 - 5 |
| 10 - 14 | 9,626 | 4,696 | 4,930 | 40 | 48 | 510 | 575 | 4,146 | 4,307 | 14 - 10 |
| 15 - 19 | 9,698 | 4,554 | 5,144 | 33 | 41 | 469 | 503 | 4,052 | 4,600 | 19 - 15 |
| 20 - 24 | 9,676 | 4,527 | 5,149 | 30 | 45 | 439 | 480 | 4,058 | 4,624 | 24 - 20 |
| 25 - 29 | 8,529 | 4,048 | 4,481 | 19 | 23 | 348 | 377 | 3,681 | 4,081 | 29 - 25 |
| 30 - 34 | 6,531 | 3,096 | 3,435 | 9 | 27 | 270 | 274 | 2,817 | 3,134 | 34 - 30 |
| 35 - 39 | 4,872 | 2,365 | 2,507 | 18 | 8 | 190 | 234 | 2,157 | 2,265 | 39 - 35 |
| 40 - 44 | 5,088 | 2,301 | 2,787 | 8 | 21 | 162 | 223 | 2,131 | 2,543 | 44 - 40 |
| 45 - 49 | 5,395 | 2,693 | 2,702 | 35 | 15 | 211 | 172 | 2,447 | 2,515 | 49 - 45 |
| 50 - 54 | 5,227 | 2,498 | 2,729 | 6 | 32 | 241 | 183 | 2,251 | 2,514 | 54 - 50 |
| 55 - 59 | 4,871 | 2,086 | 2,785 | 3 | 21 | 258 | 194 | 1,825 | 2,570 | 59 - 55 |
| 60 - 64 | 2,901 | 1,313 | 1,588 | 8 | 26 | 104 | 157 | 1,201 | 1,405 | 64 - 60 |
| 65 - 69 | 1,630 | 809 | 821 | 0 | 6 | 81 | 98 | 728 | 717 | 69 - 65 |
| 70 - 74 | 931 | 503 | 428 | 5 | 1 | 74 | 57 | 424 | 370 | 74 - 70 |
| 75 - 79 | 725 | 404 | 321 | 0 | 6 | 31 | 21 | 373 | 294 | 79 - 75 |
| 80 + | 1,118 | 545 | 573 | 11 | 12 | 55 | 108 | 479 | 453 | 80+ |

جدول رقم (٦٢) : السكان العمانيون حسب فئات السن والجنس على مستوى ولايات محافظة الداخلية

Table No. (62) : Omani population by age groups and sex at in the Wilayat of Ad Dakhliyah Governorate

منتصف عام 2040

| Age Groups | الحمراء Al Hamra | | منح Manah | | بهلاء Bahla | | نزوى Nizwa | | فئات السن |
|--------------|---------------------|---------------|----------------|---------------|----------------|---------------|----------------|---------------|---------------|
| | اناث Female | ذكور Male | اناث Female | ذكور Male | اناث Female | ذكور Male | اناث Female | ذكور Male | |
| Total | 20,642 | 19,523 | 14,720 | 14,626 | 58,549 | 60,531 | 74,730 | 74,516 | الجملة |
| 0 - 4 | 2,226 | 2,226 | 1,654 | 1,883 | 6,683 | 7,379 | 8,509 | 9,366 | 4 - 0 |
| 5 - 9 | 2,415 | 2,335 | 1,466 | 1,584 | 6,247 | 6,722 | 7,872 | 8,622 | 9 - 5 |
| 10 - 14 | 2,144 | 2,393 | 1,449 | 1,615 | 5,539 | 6,267 | 7,303 | 7,494 | 14 - 10 |
| 15 - 19 | 2,144 | 2,085 | 1,469 | 1,467 | 5,757 | 6,096 | 7,601 | 7,575 | 19 - 15 |
| 20 - 24 | 1,858 | 1,671 | 1,494 | 1,345 | 5,473 | 5,294 | 7,889 | 7,516 | 24 - 20 |
| 25 - 29 | 1,593 | 1,311 | 1,218 | 1,199 | 4,947 | 4,882 | 5,816 | 5,841 | 29 - 25 |
| 30 - 34 | 1,265 | 1,098 | 898 | 875 | 3,670 | 3,672 | 4,611 | 4,658 | 34 - 30 |
| 35 - 39 | 943 | 853 | 686 | 792 | 2,725 | 3,004 | 3,633 | 3,959 | 39 - 35 |
| 40 - 44 | 1,088 | 869 | 617 | 529 | 2,431 | 2,417 | 3,281 | 2,880 | 44 - 40 |
| 45 - 49 | 1,000 | 1,079 | 778 | 768 | 3,043 | 3,038 | 4,088 | 3,777 | 49 - 45 |
| 50 - 54 | 877 | 840 | 853 | 664 | 3,288 | 3,131 | 3,560 | 3,331 | 54 - 50 |
| 55 - 59 | 1,005 | 771 | 751 | 709 | 2,536 | 2,821 | 3,141 | 3,086 | 59 - 55 |
| 60 - 64 | 628 | 600 | 461 | 473 | 2,222 | 2,080 | 2,764 | 2,398 | 64 - 60 |
| 65 - 69 | 423 | 409 | 222 | 270 | 1,199 | 1,352 | 1,412 | 1,500 | 69 - 65 |
| 70 - 74 | 302 | 305 | 171 | 141 | 803 | 793 | 920 | 822 | 74 - 70 |
| 75 - 79 | 169 | 203 | 172 | 119 | 619 | 494 | 703 | 590 | 79 - 75 |
| 80 + | 562 | 475 | 361 | 193 | 1,367 | 1,089 | 1,627 | 1,101 | 80+ |

تابع - continue

جدول رقم (٦٢) : السكان العمانيون حسب فئات السن والجنس على مستوى ولايات محافظة الداخلية

Table No. (62) : Omani population by age groups and sex at in the Wilayat of Ad Dakhliyah Governorate
منتصف عام 2040

| Age Groups | الجملة | | | بدبد | | سمائل | | ازكي | | ادم | | فئات السن |
|--------------|---------------------------|----------------|----------------|----------------|---------------|----------------|---------------|----------------|---------------|----------------|---------------|---------------|
| | Total | | | BidBid | | Samail | | Izki | | Adam | | |
| | كلا الجنسين Both Sexes | اناث Female | ذكور Male | اناث Female | ذكور Male | اناث Female | ذكور Male | اناث Female | ذكور Male | اناث Female | ذكور Male | |
| Total | 615,960 | 306,350 | 309,610 | 25,466 | 24,208 | 54,396 | 59,467 | 41,430 | 41,009 | 16,417 | 15,730 | الجملة |
| 0 - 4 | 73,404 | 34,970 | 38,434 | 3,028 | 3,120 | 6,212 | 7,150 | 4,878 | 5,452 | 1,780 | 1,858 | 4 - 0 |
| 5 - 9 | 67,676 | 32,791 | 34,885 | 2,627 | 2,686 | 5,744 | 6,260 | 4,712 | 4,955 | 1,708 | 1,721 | 9 - 5 |
| 10 - 14 | 62,485 | 29,937 | 32,548 | 2,394 | 2,584 | 5,244 | 5,747 | 4,245 | 4,804 | 1,619 | 1,644 | 14 - 10 |
| 15 - 19 | 61,924 | 30,393 | 31,531 | 2,295 | 2,494 | 5,214 | 5,885 | 4,266 | 4,383 | 1,647 | 1,546 | 19 - 15 |
| 20 - 24 | 57,951 | 29,253 | 28,698 | 2,375 | 2,291 | 4,775 | 5,445 | 3,919 | 3,704 | 1,470 | 1,432 | 24 - 20 |
| 25 - 29 | 49,643 | 24,715 | 24,928 | 2,205 | 2,094 | 4,453 | 5,417 | 3,287 | 3,002 | 1,196 | 1,182 | 29 - 25 |
| 30 - 34 | 38,499 | 19,124 | 19,375 | 1,708 | 1,640 | 3,578 | 4,232 | 2,494 | 2,356 | 900 | 844 | 34 - 30 |
| 35 - 39 | 30,356 | 14,697 | 15,659 | 1,367 | 1,309 | 2,713 | 3,069 | 1,814 | 1,970 | 816 | 703 | 39 - 35 |
| 40 - 44 | 27,703 | 14,099 | 13,604 | 1,290 | 1,197 | 2,624 | 3,336 | 1,825 | 1,593 | 943 | 783 | 44 - 40 |
| 45 - 49 | 32,076 | 16,471 | 15,605 | 1,327 | 1,189 | 3,063 | 3,118 | 2,107 | 1,724 | 1,065 | 912 | 49 - 45 |
| 50 - 54 | 29,991 | 15,501 | 14,490 | 1,268 | 1,079 | 2,878 | 2,749 | 1,993 | 1,883 | 784 | 813 | 54 - 50 |
| 55 - 59 | 26,753 | 13,397 | 13,356 | 1,100 | 916 | 2,351 | 2,252 | 1,843 | 1,905 | 670 | 896 | 59 - 55 |
| 60 - 64 | 20,972 | 11,116 | 9,856 | 878 | 715 | 2,039 | 1,784 | 1,427 | 1,275 | 697 | 531 | 64 - 60 |
| 65 - 69 | 12,015 | 6,107 | 5,908 | 509 | 349 | 1,171 | 1,102 | 782 | 623 | 389 | 303 | 69 - 65 |
| 70 - 74 | 7,486 | 3,991 | 3,495 | 383 | 275 | 776 | 613 | 449 | 411 | 187 | 135 | 74 - 70 |
| 75 - 79 | 5,656 | 3,149 | 2,507 | 226 | 135 | 577 | 513 | 524 | 325 | 159 | 128 | 79 - 75 |
| 80 + | 11,370 | 6,639 | 4,731 | 486 | 135 | 984 | 795 | 865 | 644 | 387 | 299 | 80+ |

جدول رقم (٦٣) : السكان العمانيون حسب فئات السن والجنس على مستوى ولايات محافظة شمال الباطنة

Table No. (63) : Omani population by age groups and sex in the Wilayat of North Al Batinah Governorate

منتصف عام 2040

| Age Groups | الجملة | | | السويق | | الخابورة | | صح | | لوى | | شनाव | | صحار | | فئات السن |
|----------------|----------------|----------------|----------------|----------------|----------------|---------------|---------------|---------------|---------------|---------------|---------------|---------------|---------------|---------------|----------------|----------------|
| | Total | | | As Suwayq | | Al khaburah | | Saham | | Liwa | | Shinas | | Sohar | | |
| | كلا الجنسين | اناث | ذكور | اناث | ذكور | اناث | ذكور | اناث | ذكور | اناث | ذكور | اناث | ذكور | اناث | ذكور | |
| | Both Sexes | Female | Male | Female | Male | Female | Male | Female | Male | Female | Male | Female | Male | Female | Male | |
| Total | 837,883 | 410,523 | 427,360 | 102,729 | 105,568 | 49,956 | 53,178 | 86,204 | 89,476 | 28,117 | 27,534 | 45,446 | 48,103 | 98,071 | 103,501 | الجملة |
| 0 - 4 | 91,156 | 44,148 | 47,008 | 11,324 | 11,819 | 5,239 | 5,823 | 9,105 | 9,790 | 3,296 | 3,332 | 4,710 | 4,924 | 10,474 | 11,320 | 4 - 0 |
| 5 - 9 | 77,773 | 37,614 | 40,159 | 9,878 | 10,369 | 4,689 | 5,141 | 7,830 | 8,080 | 2,653 | 2,750 | 3,908 | 4,282 | 8,656 | 9,537 | 9 - 5 |
| 10 - 14 | 81,947 | 39,620 | 42,327 | 10,537 | 11,122 | 5,018 | 5,581 | 8,295 | 9,024 | 2,711 | 2,736 | 4,065 | 4,473 | 8,994 | 9,391 | 14 - 10 |
| 15 - 19 | 88,997 | 43,135 | 45,862 | 10,860 | 11,529 | 5,366 | 5,780 | 9,421 | 9,643 | 2,995 | 2,855 | 4,737 | 5,385 | 9,756 | 10,670 | 19 - 15 |
| 20 - 24 | 85,235 | 40,876 | 44,359 | 10,025 | 10,809 | 5,245 | 5,451 | 8,677 | 9,136 | 2,800 | 2,722 | 4,620 | 5,374 | 9,509 | 10,867 | 24 - 20 |
| 25 - 29 | 73,083 | 35,201 | 37,882 | 8,479 | 8,989 | 4,364 | 4,720 | 7,486 | 7,851 | 2,361 | 2,405 | 4,046 | 4,579 | 8,465 | 9,338 | 29 - 25 |
| 30 - 34 | 52,024 | 25,204 | 26,820 | 6,101 | 6,325 | 3,025 | 3,087 | 5,198 | 5,752 | 1,684 | 1,684 | 2,598 | 3,104 | 6,598 | 6,868 | 34 - 30 |
| 35 - 39 | 39,980 | 19,764 | 20,216 | 5,083 | 5,108 | 2,476 | 2,488 | 4,095 | 4,168 | 1,138 | 1,218 | 1,826 | 2,026 | 5,146 | 5,208 | 39 - 35 |
| 40 - 44 | 38,876 | 18,924 | 19,952 | 4,687 | 4,830 | 2,321 | 2,373 | 4,117 | 4,216 | 1,145 | 1,257 | 1,885 | 1,972 | 4,769 | 5,304 | 44 - 40 |
| 45 - 49 | 44,170 | 22,384 | 21,786 | 5,838 | 5,406 | 2,730 | 2,693 | 5,138 | 4,876 | 1,278 | 1,180 | 2,261 | 2,290 | 5,139 | 5,341 | 49 - 45 |
| 50 - 54 | 44,962 | 22,906 | 22,056 | 5,757 | 5,585 | 2,618 | 2,759 | 4,873 | 5,012 | 1,364 | 1,282 | 2,745 | 2,269 | 5,549 | 5,149 | 54 - 50 |
| 55 - 59 | 38,466 | 19,411 | 19,055 | 4,558 | 3,854 | 2,230 | 2,603 | 3,784 | 3,850 | 1,601 | 1,553 | 2,424 | 2,464 | 4,814 | 4,731 | 59 - 55 |
| 60 - 64 | 28,001 | 14,007 | 13,994 | 3,107 | 3,386 | 1,550 | 1,695 | 2,638 | 2,845 | 1,175 | 913 | 2,004 | 1,629 | 3,533 | 3,526 | 64 - 60 |
| 65 - 69 | 17,170 | 8,680 | 8,490 | 1,930 | 2,100 | 850 | 902 | 1,694 | 1,670 | 741 | 532 | 1,237 | 1,211 | 2,228 | 2,075 | 69 - 65 |
| 70 - 74 | 10,873 | 5,373 | 5,500 | 1,355 | 1,310 | 600 | 545 | 1,109 | 1,140 | 396 | 417 | 736 | 784 | 1,177 | 1,304 | 74 - 70 |
| 75 - 79 | 8,829 | 4,350 | 4,479 | 1,057 | 1,119 | 497 | 452 | 892 | 976 | 310 | 277 | 561 | 692 | 1,033 | 963 | 79 - 75 |
| 80 + | 16,341 | 8,926 | 7,415 | 2,153 | 1,908 | 1,138 | 1,085 | 1,852 | 1,447 | 469 | 421 | 1,083 | 645 | 2,231 | 1,909 | 80+ |

جدول رقم (٦٤) : السكان العمانيون حسب فئات السن والجنس على مستوى ولايات محافظة جنوب الباطنة

Table No. (64) : Omani population by age groups and sex in of the Wilayat of South Al Batinah Governorate

منتصف عام 2040

| Age Groups | الجملة | | | المصنعة | | بركاء | | وادي المعاول | | نخل | | العوابي | | الrustaq | | فئات السن |
|----------------|----------------|----------------|----------------|---------------|---------------|---------------|---------------|----------------|---------------|---------------|---------------|---------------|---------------|---------------|---------------|----------------|
| | Total | | | Al Musanah | | Barka | | Wadi Al maawil | | Nakhhal | | Al Awabi | | Al Rustaq | | |
| | كلا الجنسين | اناث | ذكور | اناث | ذكور | اناث | ذكور | اناث | ذكور | اناث | ذكور | اناث | ذكور | اناث | ذكور | |
| | Both Sexes | Female | Male | Female | Male | Female | Male | Female | Male | Female | Male | Female | Male | Female | Male | |
| Total | 507,597 | 249,780 | 257,817 | 58,325 | 57,661 | 78,937 | 82,201 | 11,955 | 12,240 | 18,107 | 18,316 | 11,705 | 12,445 | 70,751 | 74,954 | الجملة |
| 0 - 4 | 54,743 | 26,355 | 28,388 | 6,065 | 6,168 | 8,731 | 9,360 | 1,289 | 1,449 | 1,878 | 2,137 | 1,146 | 1,337 | 7,246 | 7,937 | 4 - 0 |
| 5 - 9 | 51,289 | 24,584 | 26,705 | 5,532 | 5,628 | 7,583 | 8,392 | 1,228 | 1,344 | 1,871 | 1,999 | 1,194 | 1,448 | 7,176 | 7,894 | 9 - 5 |
| 10 - 14 | 53,568 | 25,730 | 27,838 | 5,780 | 5,867 | 7,891 | 8,400 | 1,290 | 1,351 | 1,792 | 2,096 | 1,341 | 1,573 | 7,636 | 8,551 | 14 - 10 |
| 15 - 19 | 54,260 | 26,278 | 27,982 | 6,315 | 6,243 | 8,206 | 8,786 | 1,208 | 1,239 | 1,861 | 2,032 | 1,340 | 1,384 | 7,348 | 8,298 | 19 - 15 |
| 20 - 24 | 49,308 | 24,083 | 25,225 | 5,906 | 5,985 | 7,808 | 8,426 | 1,055 | 1,068 | 1,670 | 1,646 | 1,060 | 1,002 | 6,584 | 7,098 | 24 - 20 |
| 25 - 29 | 41,204 | 20,371 | 20,833 | 4,855 | 4,797 | 6,749 | 6,986 | 1,013 | 1,007 | 1,422 | 1,388 | 791 | 877 | 5,541 | 5,778 | 29 - 25 |
| 30 - 34 | 30,336 | 15,104 | 15,232 | 3,469 | 3,398 | 5,026 | 5,154 | 780 | 714 | 1,074 | 1,021 | 614 | 707 | 4,141 | 4,238 | 34 - 30 |
| 35 - 39 | 25,014 | 12,177 | 12,837 | 2,814 | 2,927 | 4,018 | 4,303 | 557 | 597 | 886 | 802 | 576 | 600 | 3,326 | 3,608 | 39 - 35 |
| 40 - 44 | 23,493 | 11,886 | 11,607 | 2,675 | 2,949 | 4,096 | 3,938 | 620 | 564 | 902 | 759 | 487 | 460 | 3,106 | 2,937 | 44 - 40 |
| 45 - 49 | 27,685 | 14,114 | 13,571 | 3,308 | 3,116 | 4,607 | 4,210 | 631 | 715 | 1,035 | 998 | 698 | 614 | 3,835 | 3,918 | 49 - 45 |
| 50 - 54 | 26,239 | 13,158 | 13,081 | 3,234 | 2,849 | 4,022 | 4,214 | 577 | 699 | 1,020 | 940 | 581 | 565 | 3,724 | 3,814 | 54 - 50 |
| 55 - 59 | 21,602 | 11,288 | 10,314 | 2,866 | 2,341 | 3,321 | 3,483 | 538 | 490 | 697 | 695 | 572 | 611 | 3,294 | 2,694 | 59 - 55 |
| 60 - 64 | 16,197 | 8,105 | 8,092 | 1,778 | 1,854 | 2,527 | 2,337 | 380 | 319 | 603 | 641 | 478 | 444 | 2,339 | 2,497 | 64 - 60 |
| 65 - 69 | 10,235 | 4,998 | 5,237 | 1,157 | 1,229 | 1,411 | 1,456 | 227 | 200 | 406 | 369 | 234 | 287 | 1,563 | 1,696 | 69 - 65 |
| 70 - 74 | 6,777 | 3,421 | 3,356 | 730 | 728 | 891 | 984 | 167 | 129 | 261 | 289 | 183 | 185 | 1,189 | 1,041 | 74 - 70 |
| 75 - 79 | 5,182 | 2,602 | 2,580 | 620 | 605 | 762 | 752 | 138 | 122 | 201 | 179 | 123 | 120 | 758 | 802 | 79 - 75 |
| 80 + | 10,465 | 5,526 | 4,939 | 1,221 | 977 | 1,288 | 1,020 | 257 | 233 | 528 | 325 | 287 | 231 | 1,945 | 2,153 | 80+ |

جدول رقم (٦٥) : السكان العمانيون حسب فئات السن والجنس على مستوى ولايات محافظة جنوب الشرقية

Table No. (65) : Omani population by age groups and sex in of the Wilayat of South Ash Sharqiyah Governorate

منتصف عام 2040 Mid-year 2040

| Age Groups | الجملة | | | مصيرة | | جعلان بني بو علي | | جعلان بني بو حسن | | الكامل والوافي | | صور | | فئات السن |
|------------|-------------|---------|---------|---------|-------|--------------------|--------|----------------------|--------|---------------------|--------|--------|--------|-----------|
| | Total | | | Masirah | | Jaalan bani bu Ali | | Jaalan bani bu Hasan | | Al Kamil wa al Wafi | | Sur | | |
| | كلا الجنسين | اناث | ذكور | اناث | ذكور | اناث | ذكور | اناث | ذكور | اناث | ذكور | اناث | ذكور | |
| | Both Sexes | Female | Male | Female | Male | Female | Male | Female | Male | Female | Male | Female | Male | |
| Total | 345,788 | 174,118 | 171,670 | 6,799 | 5,506 | 61,640 | 62,829 | 28,544 | 29,532 | 21,394 | 19,631 | 55,741 | 54,172 | الجملة |
| 0 - 4 | 41,827 | 20,595 | 21,232 | 689 | 561 | 8,436 | 8,768 | 3,417 | 3,647 | 2,369 | 2,399 | 5,684 | 5,857 | 4 - 0 |
| 5 - 9 | 37,783 | 18,539 | 19,244 | 664 | 538 | 7,332 | 7,658 | 3,151 | 3,432 | 2,400 | 2,218 | 4,992 | 5,398 | 9 - 5 |
| 10 - 14 | 35,972 | 17,654 | 18,318 | 526 | 478 | 6,970 | 7,277 | 2,986 | 3,252 | 2,236 | 2,168 | 4,936 | 5,143 | 14 - 10 |
| 15 - 19 | 33,649 | 16,669 | 16,980 | 609 | 447 | 6,169 | 6,426 | 2,953 | 3,044 | 2,083 | 1,965 | 4,855 | 5,098 | 19 - 15 |
| 20 - 24 | 30,123 | 15,313 | 14,810 | 609 | 497 | 5,327 | 5,277 | 2,548 | 2,547 | 2,007 | 1,549 | 4,822 | 4,940 | 24 - 20 |
| 25 - 29 | 26,787 | 13,437 | 13,350 | 563 | 497 | 4,558 | 4,515 | 2,058 | 2,232 | 1,581 | 1,415 | 4,677 | 4,691 | 29 - 25 |
| 30 - 34 | 20,117 | 10,314 | 9,803 | 536 | 391 | 3,306 | 3,328 | 1,456 | 1,585 | 1,357 | 1,010 | 3,659 | 3,489 | 34 - 30 |
| 35 - 39 | 16,410 | 8,473 | 7,937 | 376 | 296 | 2,518 | 2,545 | 1,227 | 1,157 | 1,116 | 953 | 3,236 | 2,986 | 39 - 35 |
| 40 - 44 | 16,259 | 8,006 | 8,253 | 285 | 301 | 2,528 | 2,947 | 1,178 | 1,224 | 1,016 | 914 | 2,999 | 2,867 | 44 - 40 |
| 45 - 49 | 18,434 | 9,343 | 9,091 | 386 | 362 | 2,829 | 2,885 | 1,580 | 1,576 | 1,148 | 1,048 | 3,400 | 3,220 | 49 - 45 |
| 50 - 54 | 18,369 | 9,563 | 8,806 | 426 | 300 | 3,405 | 3,043 | 1,590 | 1,512 | 1,087 | 975 | 3,055 | 2,976 | 54 - 50 |
| 55 - 59 | 15,990 | 8,412 | 7,578 | 405 | 358 | 2,936 | 2,591 | 1,313 | 1,307 | 894 | 903 | 2,864 | 2,419 | 59 - 55 |
| 60 - 64 | 12,296 | 6,355 | 5,941 | 259 | 235 | 1,904 | 2,101 | 1,131 | 997 | 614 | 688 | 2,447 | 1,920 | 64 - 60 |
| 65 - 69 | 7,177 | 3,745 | 3,432 | 219 | 113 | 1,119 | 1,098 | 601 | 680 | 376 | 444 | 1,430 | 1,097 | 69 - 65 |
| 70 - 74 | 4,636 | 2,443 | 2,193 | 73 | 60 | 654 | 775 | 422 | 454 | 365 | 255 | 929 | 649 | 74 - 70 |
| 75 - 79 | 3,499 | 1,791 | 1,708 | 67 | 50 | 545 | 606 | 265 | 314 | 309 | 217 | 605 | 521 | 79 - 75 |
| 80 + | 6,460 | 3,466 | 2,994 | 107 | 22 | 1,104 | 989 | 668 | 572 | 436 | 510 | 1,151 | 901 | 80+ |

جدول رقم (٦٦) : السكان العمانيون حسب فئات السن والجنس على مستوى ولايات محافظة شمال الشرقية

Table No. (66) : Omani population by age groups and sex in the Wilayat of North Ash Sharqiyah Governorate

منتصف عام 2040 Mid-year 2040

| Age Groups | الجملة | | | دماء والظانيين | | وادي بني خالد | | القبائل | | بديّة | | المضبيبي | | ابراء | | فئات السن |
|--------------|------------------------------|----------------|----------------|--------------------|---------------|------------------|--------------|----------------|---------------|----------------|---------------|----------------|---------------|----------------|---------------|---------------|
| | Total | | | Dima wa at Taiyyin | | Wadi bani Khalid | | Al Qabil | | Bidiyah | | Al Mudyabi | | Ibra | | |
| | كلا الجنسين Both Sexes | اناث Female | ذكور Male | اناث Female | ذكور Male | اناث Female | ذكور Male | اناث Female | ذكور Male | اناث Female | ذكور Male | اناث Female | ذكور Male | اناث Female | ذكور Male | |
| Total | 299,306 | 149,269 | 150,037 | 19,617 | 18,152 | 8,960 | 9,181 | 14,818 | 15,837 | 18,665 | 17,438 | 65,486 | 65,107 | 21,723 | 24,322 | الجملة |
| 0 - 4 | 34,516 | 16,598 | 17,918 | 2,278 | 2,321 | 963 | 1,143 | 1,651 | 1,919 | 1,901 | 1,737 | 7,351 | 8,192 | 2,454 | 2,606 | 4 - 0 |
| 5 - 9 | 33,146 | 15,951 | 17,195 | 2,141 | 2,180 | 935 | 1,205 | 1,596 | 1,874 | 1,973 | 1,858 | 6,842 | 7,450 | 2,464 | 2,628 | 9 - 5 |
| 10 - 14 | 31,784 | 15,155 | 16,629 | 2,157 | 2,230 | 997 | 1,160 | 1,518 | 1,702 | 1,914 | 1,859 | 6,462 | 7,298 | 2,107 | 2,380 | 14 - 10 |
| 15 - 19 | 30,389 | 14,567 | 15,822 | 2,123 | 2,046 | 928 | 1,007 | 1,396 | 1,598 | 1,695 | 1,829 | 6,414 | 6,470 | 2,011 | 2,872 | 19 - 15 |
| 20 - 24 | 26,859 | 13,396 | 13,463 | 1,640 | 1,486 | 704 | 699 | 1,341 | 1,272 | 1,684 | 1,427 | 6,097 | 5,605 | 1,930 | 2,974 | 24 - 20 |
| 25 - 29 | 22,228 | 11,482 | 10,746 | 1,459 | 1,104 | 626 | 580 | 1,144 | 1,146 | 1,328 | 1,262 | 5,171 | 4,894 | 1,754 | 1,760 | 29 - 25 |
| 30 - 34 | 16,819 | 8,639 | 8,180 | 1,012 | 867 | 426 | 405 | 827 | 901 | 1,094 | 931 | 3,858 | 3,786 | 1,422 | 1,290 | 34 - 30 |
| 35 - 39 | 13,252 | 6,913 | 6,339 | 915 | 696 | 368 | 255 | 624 | 637 | 1,004 | 863 | 2,887 | 2,716 | 1,115 | 1,172 | 39 - 35 |
| 40 - 44 | 13,508 | 6,987 | 6,521 | 909 | 722 | 332 | 360 | 774 | 750 | 924 | 850 | 3,064 | 2,783 | 984 | 1,056 | 44 - 40 |
| 45 - 49 | 15,541 | 8,193 | 7,348 | 983 | 770 | 526 | 382 | 764 | 687 | 1,002 | 1,048 | 3,698 | 3,188 | 1,220 | 1,273 | 49 - 45 |
| 50 - 54 | 15,389 | 7,948 | 7,441 | 956 | 957 | 511 | 403 | 748 | 734 | 1,048 | 880 | 3,471 | 3,304 | 1,214 | 1,163 | 54 - 50 |
| 55 - 59 | 13,772 | 7,058 | 6,714 | 903 | 801 | 421 | 357 | 732 | 702 | 817 | 749 | 3,252 | 3,089 | 933 | 1,016 | 59 - 55 |
| 60 - 64 | 10,162 | 5,311 | 4,851 | 700 | 607 | 321 | 341 | 606 | 510 | 643 | 547 | 2,270 | 2,035 | 771 | 811 | 64 - 60 |
| 65 - 69 | 6,558 | 3,204 | 3,354 | 422 | 411 | 235 | 250 | 288 | 336 | 378 | 406 | 1,487 | 1,547 | 394 | 404 | 69 - 65 |
| 70 - 74 | 4,700 | 2,290 | 2,410 | 394 | 365 | 187 | 204 | 221 | 273 | 297 | 312 | 946 | 979 | 245 | 277 | 74 - 70 |
| 75 - 79 | 2,905 | 1,587 | 1,318 | 215 | 192 | 162 | 131 | 180 | 168 | 189 | 158 | 649 | 524 | 192 | 145 | 79 - 75 |
| 80 + | 7,778 | 3,990 | 3,788 | 410 | 397 | 318 | 299 | 408 | 628 | 774 | 722 | 1,567 | 1,247 | 513 | 495 | 80+ |

جدول رقم (٦٧) : السكان العمانيون حسب فئات السن والجنس على مستوى ولايات محافظة الظاهرة

Table No. (67) : Omani population by age groups and sex in the Wilayat of Adh Dhahira Governorate

منتصف عام 2040

| Age Groups | الجملة | | | ضنك | | ينقل | | عبري | | فئات السن |
|--------------|---------------------------|----------------|----------------|----------------|---------------|----------------|---------------|----------------|---------------|---------------|
| | Total | | | Dank | | Yanqul | | Ibri | | |
| | كلا الجنسين Both Sexes | اناث Female | ذكور Male | اناث Female | ذكور Male | اناث Female | ذكور Male | اناث Female | ذكور Male | |
| Total | 252,171 | 124,794 | 127,377 | 14,313 | 13,063 | 15,876 | 16,093 | 94,605 | 98,221 | الجملة |
| 0 - 4 | 25,921 | 12,508 | 13,413 | 1,301 | 1,302 | 1,590 | 1,719 | 9,617 | 10,392 | 4 - 0 |
| 5 - 9 | 24,518 | 11,743 | 12,775 | 1,190 | 1,344 | 1,476 | 1,754 | 9,077 | 9,677 | 9 - 5 |
| 10 - 14 | 24,936 | 12,202 | 12,734 | 1,453 | 1,324 | 1,603 | 1,728 | 9,146 | 9,682 | 14 - 10 |
| 15 - 19 | 25,268 | 12,050 | 13,218 | 1,403 | 1,290 | 1,490 | 1,610 | 9,157 | 10,318 | 19 - 15 |
| 20 - 24 | 23,502 | 11,452 | 12,050 | 1,213 | 1,127 | 1,315 | 1,315 | 8,924 | 9,608 | 24 - 20 |
| 25 - 29 | 21,737 | 10,744 | 10,993 | 1,182 | 1,110 | 1,350 | 1,259 | 8,212 | 8,624 | 29 - 25 |
| 30 - 34 | 16,763 | 8,562 | 8,201 | 1,023 | 818 | 1,012 | 982 | 6,527 | 6,401 | 34 - 30 |
| 35 - 39 | 12,599 | 6,201 | 6,398 | 710 | 586 | 811 | 725 | 4,680 | 5,087 | 39 - 35 |
| 40 - 44 | 12,329 | 5,943 | 6,386 | 798 | 756 | 702 | 731 | 4,443 | 4,899 | 44 - 40 |
| 45 - 49 | 12,421 | 5,878 | 6,543 | 595 | 695 | 672 | 770 | 4,611 | 5,078 | 49 - 45 |
| 50 - 54 | 13,903 | 7,102 | 6,801 | 775 | 793 | 922 | 976 | 5,405 | 5,032 | 54 - 50 |
| 55 - 59 | 11,965 | 5,881 | 6,084 | 689 | 679 | 819 | 762 | 4,373 | 4,643 | 59 - 55 |
| 60 - 64 | 9,090 | 4,974 | 4,116 | 674 | 362 | 814 | 547 | 3,486 | 3,207 | 64 - 60 |
| 65 - 69 | 5,736 | 3,027 | 2,709 | 374 | 336 | 415 | 445 | 2,238 | 1,928 | 69 - 65 |
| 70 - 74 | 3,500 | 1,853 | 1,647 | 277 | 197 | 240 | 251 | 1,336 | 1,199 | 74 - 70 |
| 75 - 79 | 2,797 | 1,585 | 1,212 | 203 | 158 | 264 | 209 | 1,118 | 845 | 79 - 75 |
| 80 + | 5,186 | 3,089 | 2,097 | 453 | 186 | 381 | 310 | 2,255 | 1,601 | 80+ |

جدول رقم (٦٨) : السكان العمانيون حسب فئات السن والجنس على مستوى ولايات محافظة الوسطى

Table No. (68) : Omani population by age groups and sex in the Wilayat of Al Wusta Governorate

منتصف عام 2040 Mid-year

| Age Groups | الجملة | | | الجازر | | الدقم | | محوت | | هيما | | فئات السن |
|--------------|---------------|---------------|---------------|--------------|--------------|--------------|--------------|---------------|---------------|--------------|--------------|---------------|
| | Total | | | Al Jazer | | Ad Duqm | | Muhut | | Hayma | | |
| | كلا الجنسين | اثاث | ذكور | اثاث | ذكور | اثاث | ذكور | اثاث | ذكور | اثاث | ذكور | |
| | Both Sexes | Female | Male | Female | Male | Female | Male | Female | Male | Female | Male | |
| Total | 41,768 | 21,920 | 19,848 | 3,306 | 1,578 | 4,127 | 4,296 | 12,169 | 12,432 | 2,318 | 1,542 | الجملة |
| 0 - 4 | 4,598 | 2,411 | 2,187 | 326 | 173 | 393 | 500 | 1,401 | 1,326 | 291 | 188 | 4 - 0 |
| 5 - 9 | 4,580 | 2,361 | 2,219 | 332 | 156 | 408 | 466 | 1,345 | 1,431 | 276 | 166 | 9 - 5 |
| 10 - 14 | 4,702 | 2,445 | 2,257 | 348 | 152 | 484 | 499 | 1,374 | 1,429 | 239 | 177 | 14 - 10 |
| 15 - 19 | 4,506 | 2,390 | 2,116 | 382 | 161 | 501 | 503 | 1,259 | 1,320 | 248 | 132 | 19 - 15 |
| 20 - 24 | 4,172 | 2,261 | 1,911 | 371 | 183 | 459 | 408 | 1,190 | 1,157 | 241 | 163 | 24 - 20 |
| 25 - 29 | 3,020 | 1,568 | 1,452 | 243 | 116 | 279 | 317 | 859 | 893 | 187 | 126 | 29 - 25 |
| 30 - 34 | 1,829 | 995 | 834 | 138 | 69 | 179 | 162 | 583 | 527 | 95 | 76 | 34 - 30 |
| 35 - 39 | 1,587 | 902 | 685 | 130 | 48 | 191 | 167 | 498 | 421 | 83 | 49 | 39 - 35 |
| 40 - 44 | 1,956 | 1,084 | 872 | 209 | 76 | 204 | 192 | 562 | 539 | 109 | 65 | 44 - 40 |
| 45 - 49 | 2,086 | 1,110 | 976 | 218 | 87 | 218 | 223 | 561 | 608 | 113 | 58 | 49 - 45 |
| 50 - 54 | 2,167 | 1,086 | 1,081 | 203 | 106 | 246 | 277 | 520 | 589 | 117 | 109 | 54 - 50 |
| 55 - 59 | 1,885 | 868 | 1,017 | 115 | 93 | 171 | 167 | 523 | 668 | 59 | 89 | 59 - 55 |
| 60 - 64 | 1,484 | 791 | 693 | 111 | 71 | 178 | 151 | 427 | 421 | 75 | 50 | 64 - 60 |
| 65 - 69 | 1,011 | 485 | 526 | 48 | 41 | 77 | 115 | 307 | 340 | 53 | 30 | 69 - 65 |
| 70 - 74 | 683 | 351 | 332 | 68 | 24 | 59 | 60 | 209 | 237 | 15 | 11 | 74 - 70 |
| 75 - 79 | 456 | 248 | 208 | 26 | 7 | 23 | 51 | 176 | 129 | 23 | 21 | 79 - 75 |
| 80 + | 1,046 | 564 | 482 | 38 | 15 | 57 | 38 | 375 | 397 | 94 | 32 | 80+ |