



NATIONAL CENTRE
FOR STATISTICS
& INFORMATION

Enhancing Knowledge

SULTANATE OF OMAN

TOURISM INDEX REPORT

April 2017



@NCSIOman



+968 9145 9145



80076274








www.ncsi.gov.om

Summary till the month of April 2017 *

(1.1) Million Visitors :

The total number of visitors arriving to the Sultanate till the month of April 2017.

THE TOP FIVE NATIONALITIES

GCC	Indian	German	British	Philippino
				
401,468	101,039	92,286	84,802	35,525

(2.0) Million Visitors :

The total number of visitors departing the Sultanate till the month of April 2017.

(162) Thousand Visitors:

The total number of cruise ships visitors till the month of April for the year 2017.

THE TOP FIVE NATIONALITIES

German	British	Italian	American	Spanish
				
55,112	28,626	12,562	8,130	4,887



(585) Thousand Guests:

Total number of guests in (3-5 stars) hotel till the month of April 2017.

(77) Million Omani Rials:

Total of (3-5 stars) hotel revenues till the Month of April 2017.



* All data in the report are preliminary.

1- Number of Inbound and Outbound Visitors

- 1-1 Number of Inbound Visitors *

266

Thousand

Visitors

Total numbers of visitors arriving to the Sultanate during the month of April 2017

The Gulf visitors come at the first place, where their number reached (112) thousand visitors forming 42.3% during the month of April 2017.

10.7%

The percentage of increase in the number of visitors arriving to the Sultanate during the month of April 2017, compared to the same month of the previous year totaling (240) thousand visitors.

The Indian, British and German nationalities came at the second, third and fourth place consecutively where they formed 11.5%, 6.7% and 5.9% during the month of April 2017.

Chart (1): Number of Inbound Visitors, by nationalities group for the month of April, 2016 – 2017

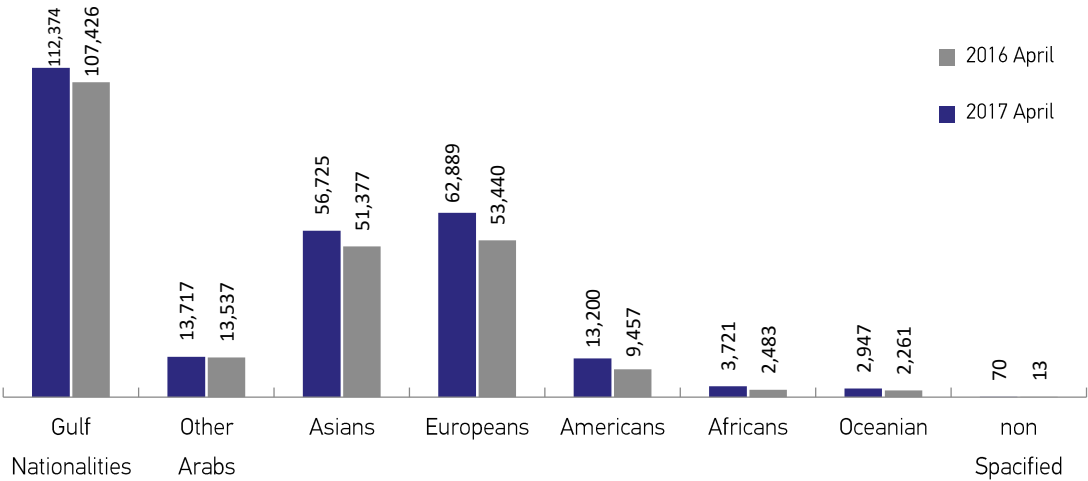
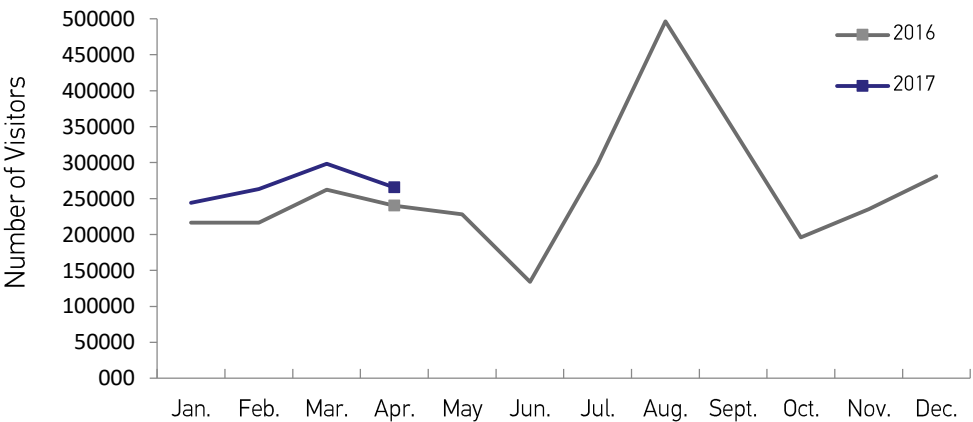


Chart (2): Number of Inbound Visitors by month's, 2016 – 2017



* Include Cruise ship visitors.

• 1-2 Number of Outbound Visitors

486
Thousand
Visitors

The Number of visitors departing from the Sultanate during the month of April 2017.

The Omanis departures form 61.3% from the total of visitors departing the Sultanate during the month of April 2017.

9.5%

The percentage of increase of visitors departing from the Sultanate in April 2017, compared to the same month of the previous year totaling (444) thousand visitors..

Chart (3): Number of Outbound visitors, for the month of April, 2016 – 2017

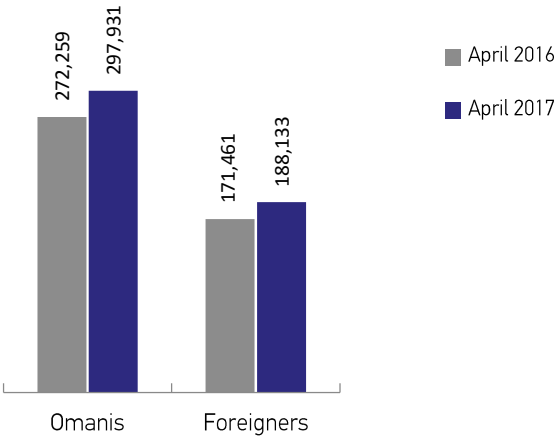
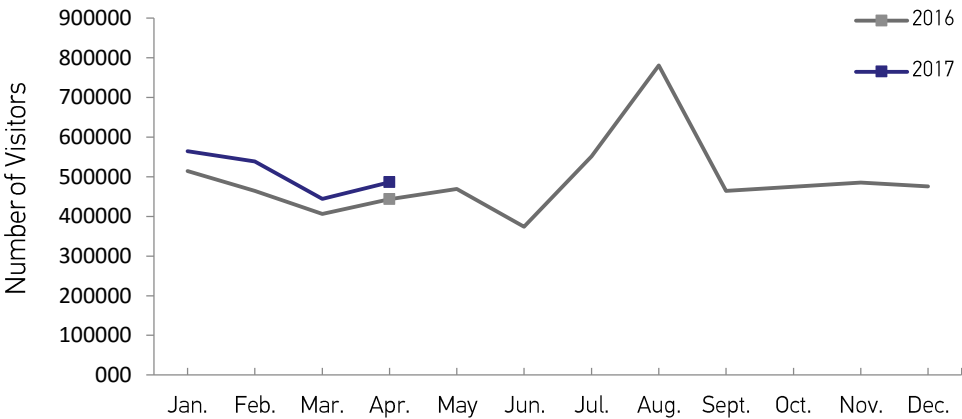


Chart (4): Number of Outbound Visitors by month's, 2016 – 2017



2- Cruise Ships Visitors

21 Thousand Visitors
Number of cruise ships visitors during the month of April 2017.

%4.8
Percentage increase in cruise ship visitors during the month of April 2017, compared to the same month of the previous year, totaling (20) Thousand visitors.

65.9%
Percentage of Europeans visitors from the total of visitors, most of them are German Nationality 34.6%.

54.0%
Percentage decrease in cruise ship visitors during the month of April 2017, compared to previous month, totaling (45) Thousand visitors.

Chart number(5): Number of Cruise Ships Visitors by nationalities for the month of April, 2016 – 2017.

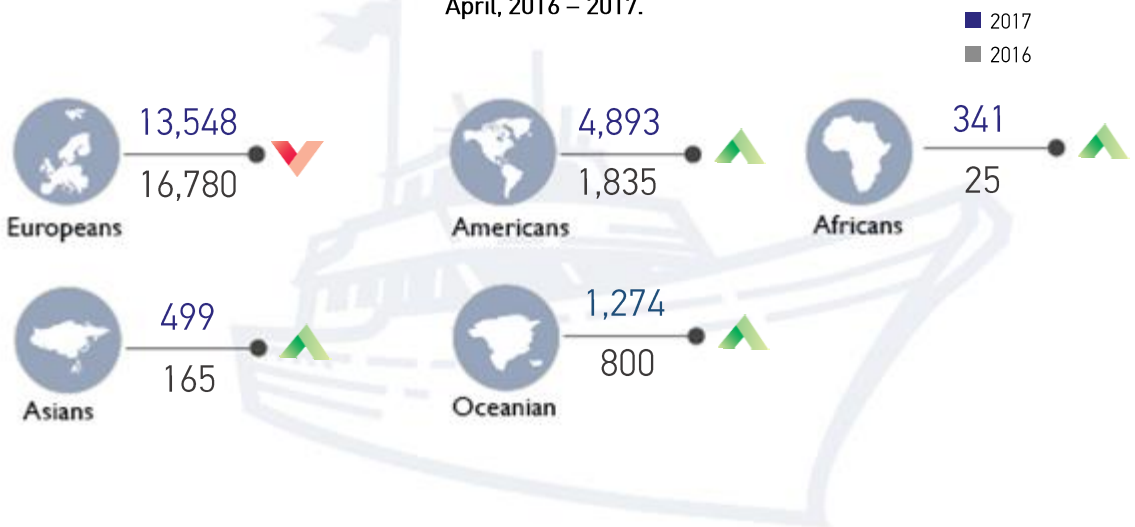
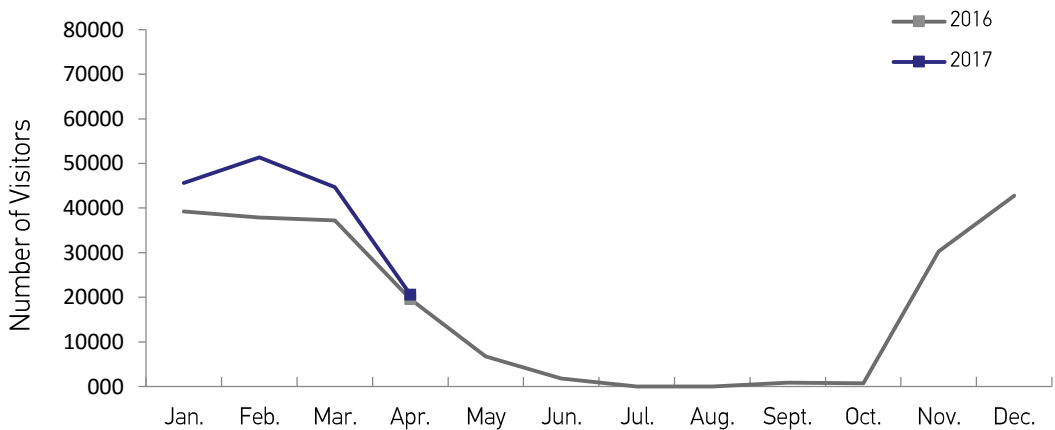


Chart number(6): Number of Cruise Ships Visitors by months, 2016 – 2017.



3- Accommodation Services

Revenues

The revenues of (3-5 stars) Hotels reached (20,0) million Omani Rial during the month of April 2017, compared to (17.0) million Omani Rial in April 2016 with a increase of (18.2%).

Guests

Total number of guests in the hotels during the month of April 2017 reached (154) thousands guest compared to (126) thousands guest during the same month in the year 2016 with an increase of (22.4%).

Occupancy

Total occupancy rate in hotels mentioned reached (64.9%) during the month of April 2017, compared to (61.5%) in April 2016, with an increase of (5.5%).

Chart (7): Accommodation Services: Number of guests, by nationalities for the month of April 2016 – 2017

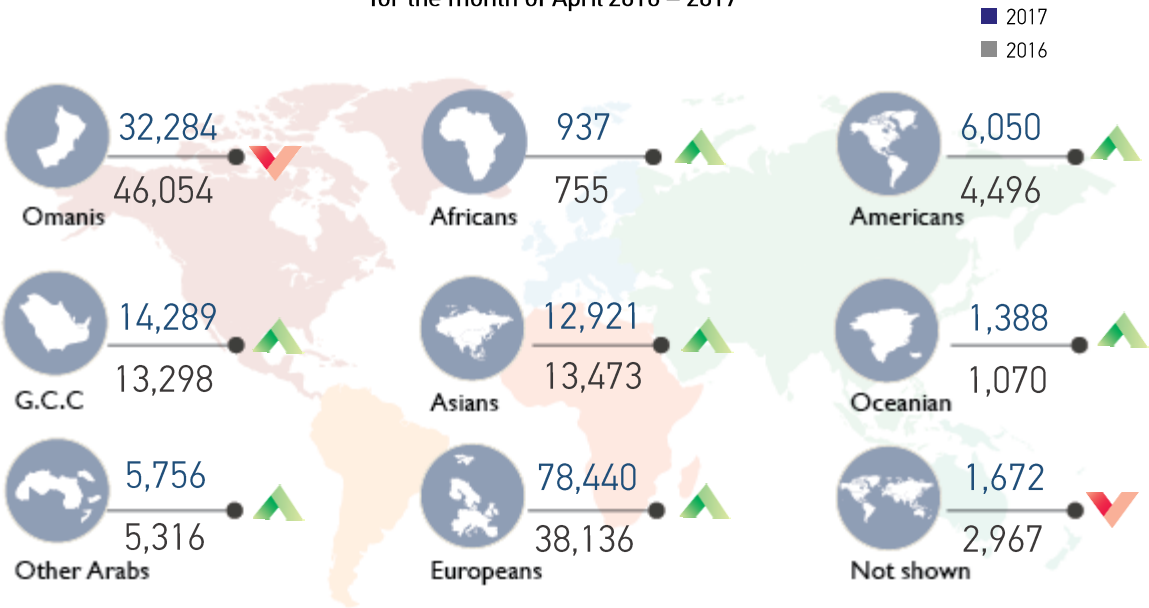
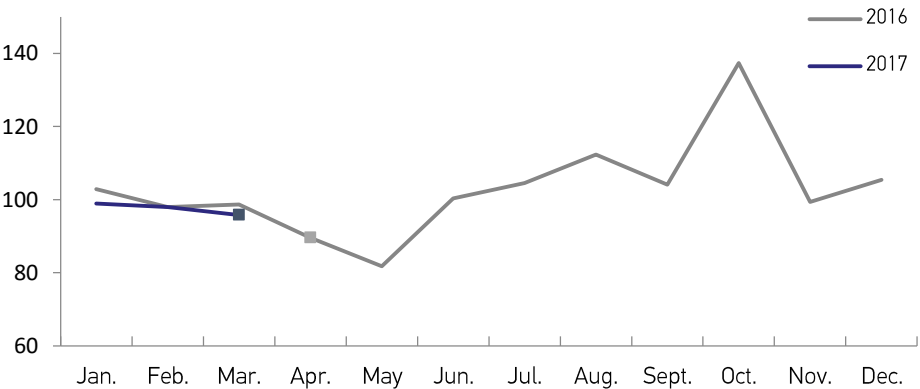


Chart (8): Accommodation Services Price Index (ASPI)* by months, 2016 – 2017



* Rooms price index for (4 – 5 stars) hotels only.

