NATIONAL CENTRE FOR STATISTICS & INFORMATION

Enhancing Knowledge

SULTANATE OF OMAN

TOURISM INDEX REPORT

June 2017

@NCSIOman +968 9145 9145 80076274 www.ncsi.gov.om

Summary till the month of June 2017 *

(1.5) Million Visitors :
The total number of visitors arriving to the Sultanate till the month of June.

(2.8) Million Visitors :
The total number of visitors departing the Sultanate till the month of June.

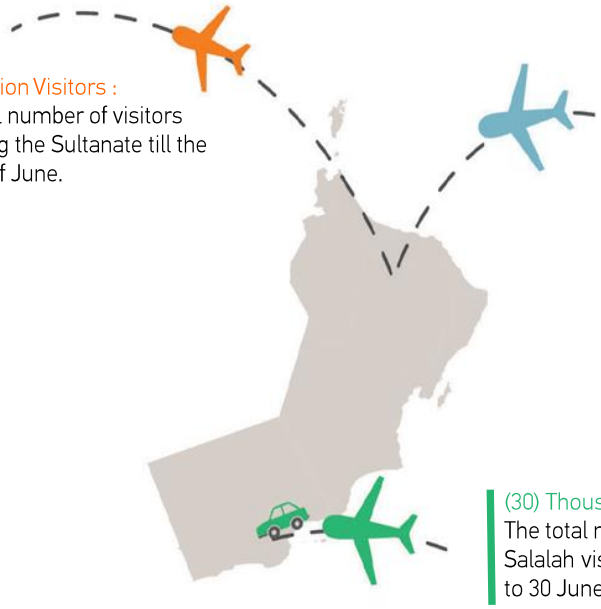

THE TOP FIVE NATIONALITIES

GCC	Indian	British	German	Philippino
629,935	151,343	100,631	99,948	48,207

(30) Thousand Visitors:
The total number of Khareef Salalah visitors from 21 June to 30 June 2017.

THE TOP FIVE NATIONALITIES

Omanis	Indian	Pakistani	Bangladesh	Emirati
8,379	7,547	2,377	2,094	2,056

(759) Thousand Guests:
Total number of guests in (3-5 stars) hotel till the month of June.

(97) Million Omani Rials:
Total of (3-5 stars) hotel revenues till the Month of June.

* All data in the report are preliminary.

1- Number of Inbound and Outbound Visitors

- 1-1 Number of Inbound Visitors *

221 Thousand Visitors — Total numbers of visitors arriving to the Sultanate during the month of June 2017

64.8% — The percentage of increase in the number of visitors arriving to the Sultanate during the month of June 2017, compared to the same month of the previous year totaling (134) thousand visitors.

The Gulf visitors come at the first place, where their number reached (136) thousand visitors forming 61.5% during the month of June 2017.

The Indian, Pakistani and British nationalities came at the second, third and fourth place consecutively where they formed 11.1%, 3.7% and 3.0% during the month of June 2017.

Chart (1): Number of Inbound Visitors, by nationalities group for the month of June, 2016 – 2017

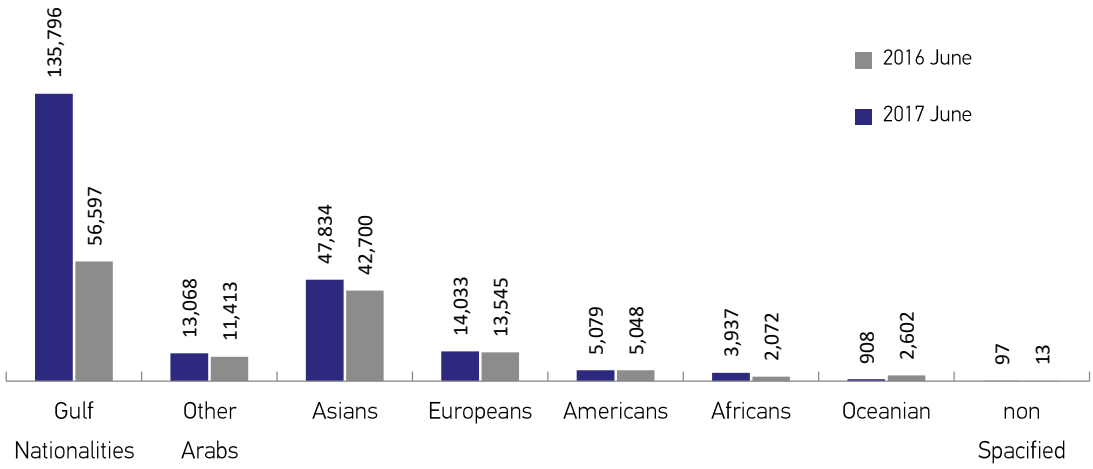

Chart (2): Number of Inbound Visitors by month's, 2016 – 2017

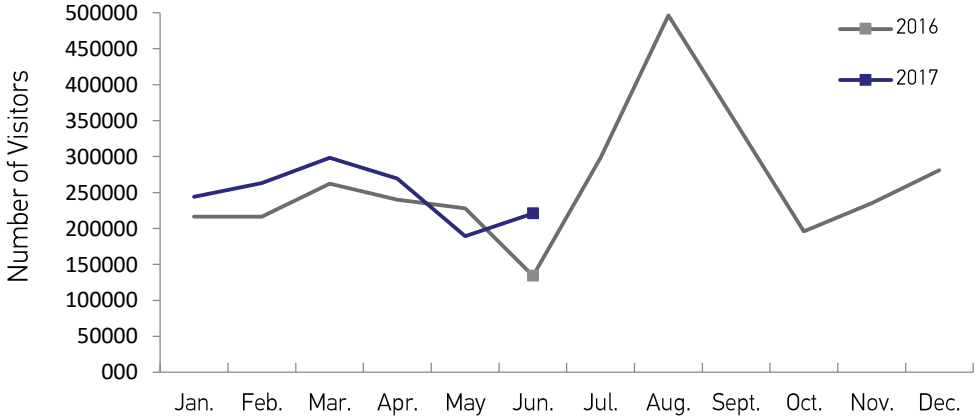

* Include Cruise ship visitors.

- 1-2 Number of Outbound Visitors

339 Thousand Visitors

The Number of visitors departing from the Sultanate during the month of June 2017.

9.5%

The percentage of decrease of visitors departing from the Sultanate in June 2017, compared to the same month of the previous year totaling (374) thousand visitors.

The Omanis departures form 62.9% from the total of visitors departing the Sultanate during the month of June 2017.

Chart (3): Number of Outbound visitors, for the month of June, 2016 – 2017

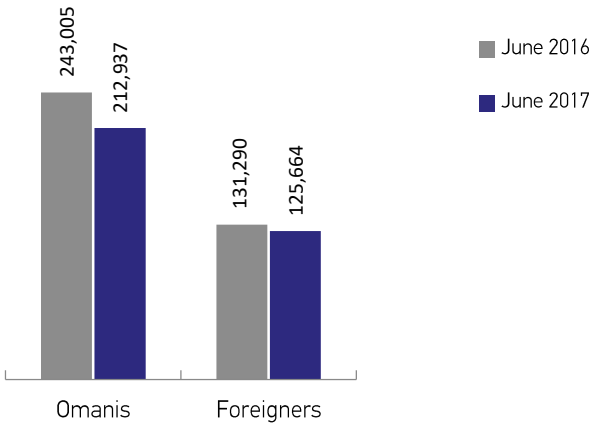

Chart (4): Number of Outbound Visitors by month's, 2016 – 2017

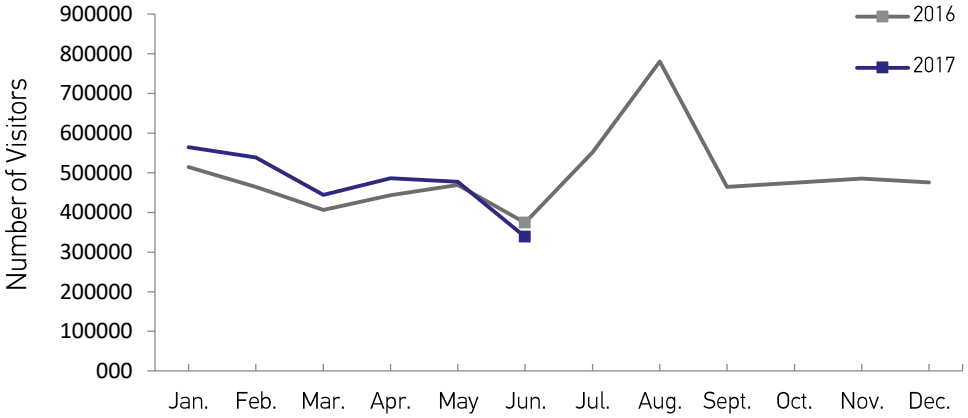

2- Khareef Salalah season Visitors

30 Thousand Visitors — Total number of Khareef Salalah visitors from 21 June to 30 June 2017.

44.0% — Percentage of GCC visitors from the total of visitors, most of them are Omanis (63.8%), followed by Emirati (15.7%).

141.6% — Percentage increase in number of Khareef Salalah season visitors during the month of June 2017, compared to the same month of the previous year, totaling (12) thousand visitors.

Chart number(5): Khareef Salalah Season visitors by nationality groups for the month of June 2016-2017

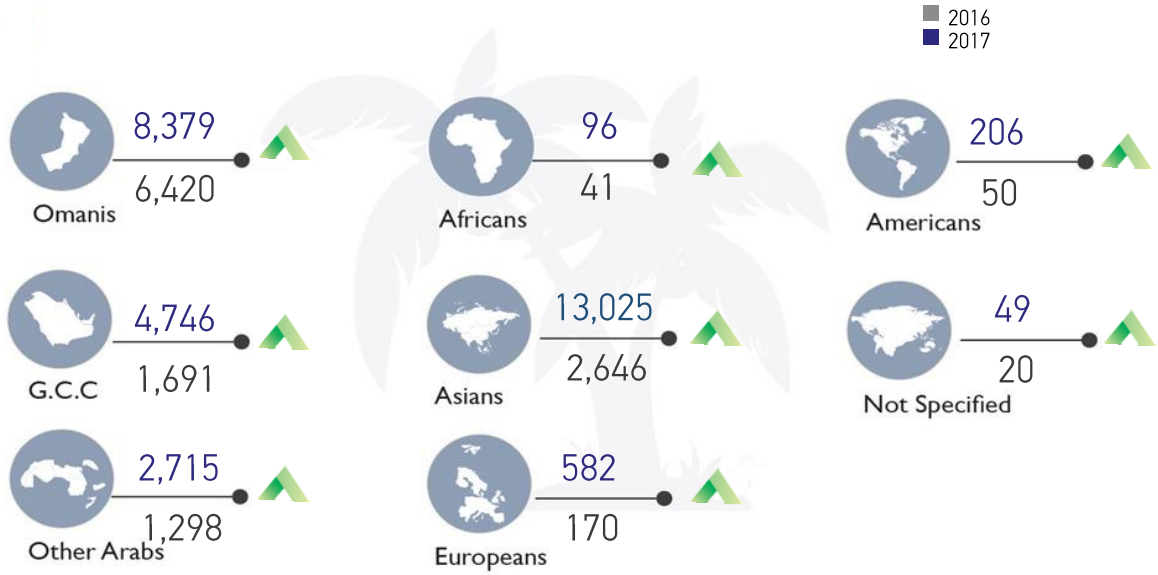

Chart number(6): Number of Khareef Salalah Season visitors by the days of June, 2016 – 2017.

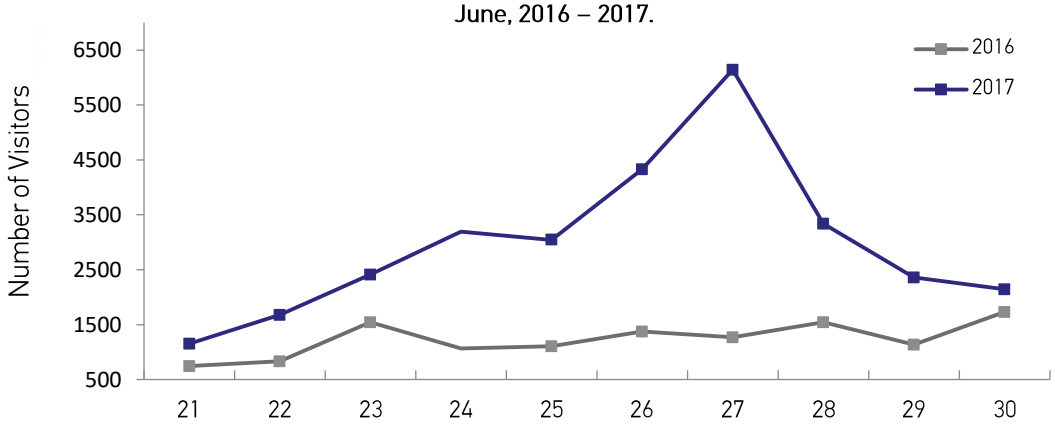

3- Accommodation Services

Revenues

The revenues of (3-5 stars) Hotels reached (7.4) million Omani Rial during the month of June 2017, compared to (7.0) million Omani Rial in June 2016 with an increase of (5.4%).

Guests

Total number of guests in the hotels during the month of June 2017 reached (65) thousands guest compared to (66) thousands guest during the same month in the year 2016 with a decrease of (1.0%).

Occupancy

Total occupancy rate in hotels mentioned reached (31.6%) during the month of June 2017, compared to (31.2%) in June 2016, with a increase of (1.3%).

Chart (7): Accommodation Services: Number of guests, by nationalities for the month of June 2016 – 2017

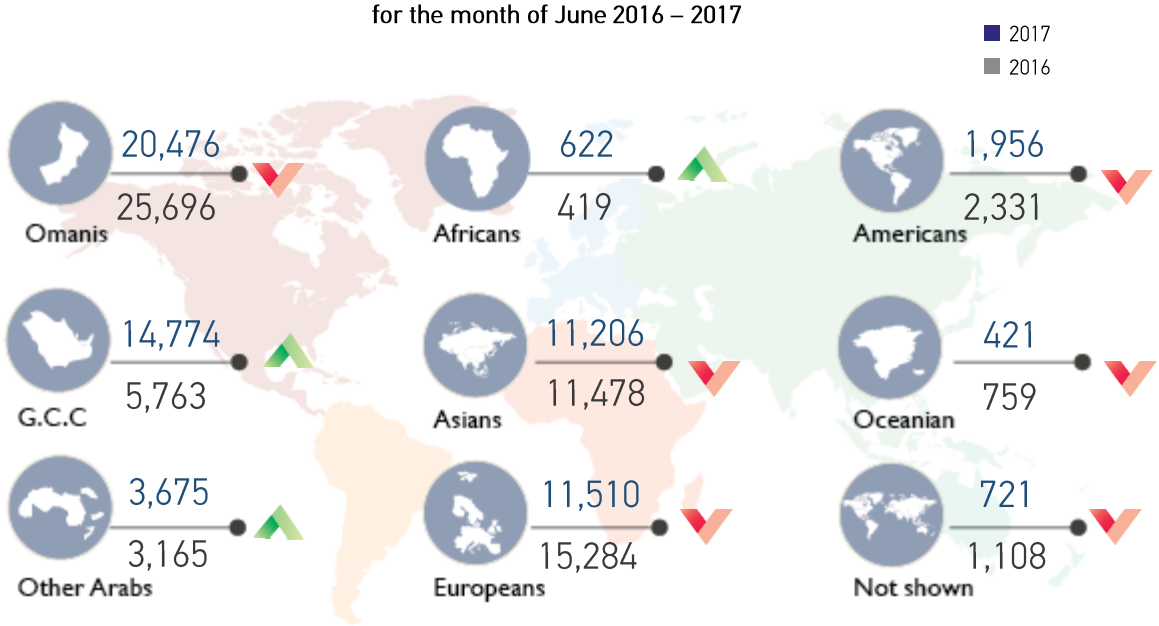

Chart (8): Accommodation Services Price Index (ASPI)* by months, 2016 – 2017

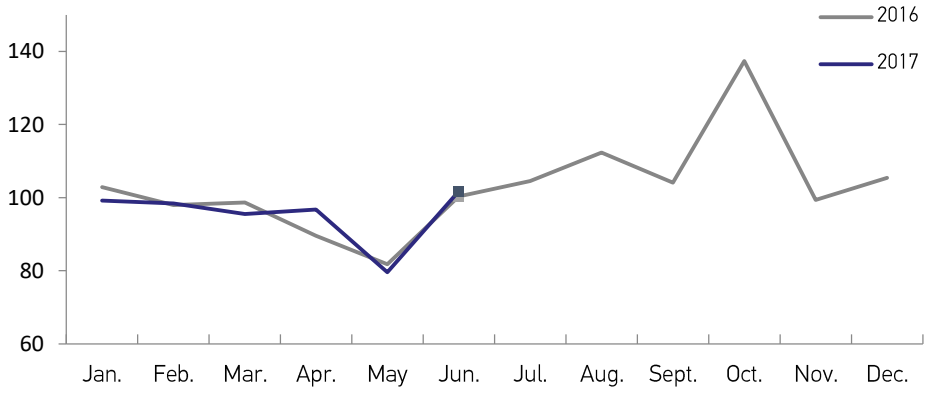

* Rooms price index for (4 – 5 stars) hotels only.