



NATIONAL CENTRE
FOR STATISTICS
& INFORMATION

Enhancing Knowledge

SULTANATE OF OMAN

Monthly Tourism Index Report

May 2019



+968 91459145 - +968 80076274

ncsi.gov.om -info@ncsi.gov.om

ncsioman

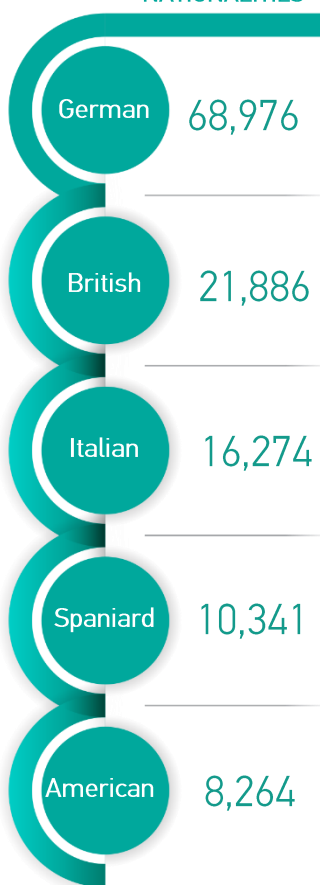


187

Thousand Visitors

The total number of cruise ships visitors till the month of May.

THE TOP FIVE NATIONALITIES



1.4

Million Visitors

The total number of visitors arriving to the Sultanate till the month of May.**

THE TOP FIVE NATIONALITIES



2.5

Million Visitors

The total number of visitors departing the Sultanate till the month of May.

Total number of guests in (3-5 stars) hotel till the month of May.

756

Thousand Guests

Total of (3-5 stars) hotel revenues till the month of May.

104

Million Omani Rials

* All data in the report are preliminary.

** Include Cruise ship visitors.

1- Number of Inbound and Outbound Visitors

199

Thousand Visitors

Total numbers of visitors arriving to the Sultanate during the month of May 2019.

18.2%

The increase in Inbound visitors during the month of May 2019, compared to the same month of the previous year.

The Gulf visitors come at the first place, where their number reached (79) thousand visitors forming (39.6)% during the month of May 2019.

The Indian, British and Pakistani nationalities came at the 2nd, 3rd & 4th place consecutively. They formed (15.4)%, (5.1)% & (3.8)% in May 2019.

1-1 Number of Inbound Visitors *

Chart (1): Number of Inbound Visitors, by nationalities group for the month of May, 2018 – 2019

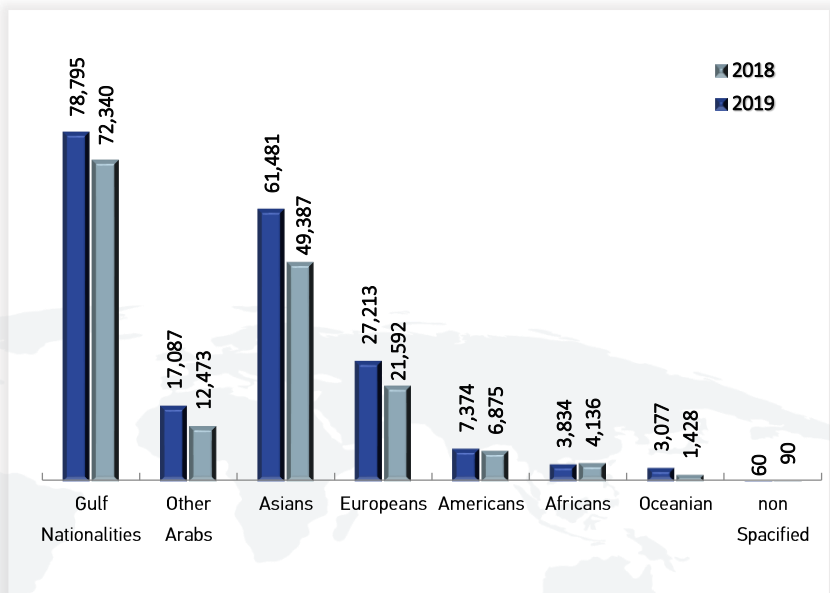
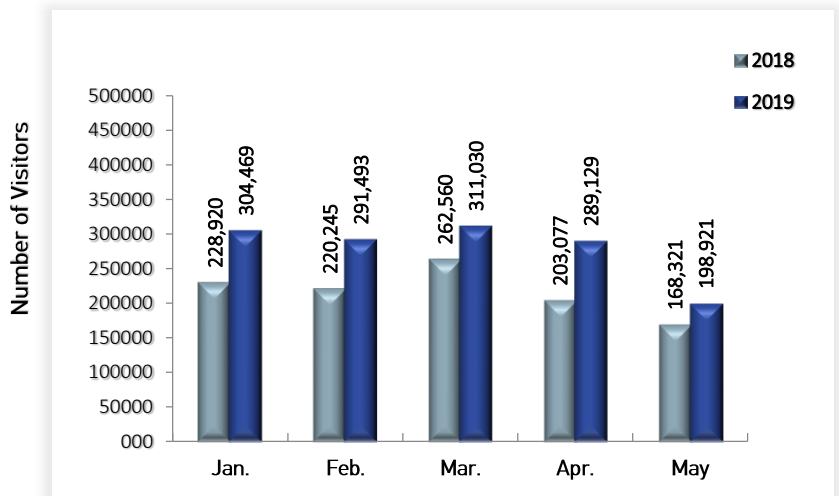


Chart (2): Number of Inbound Visitors by month's, 2018 – 2019



* Include Cruise ship visitors.

352

Thousand Visitors

The Number of visitors departing from the Sultanate during the month of May 2019.

1-2 Number of Outbound Visitors *

The Omanis departures form (59.0)% from the total of visitors departing the Sultanate during the month Of May 2019.

17.8%

The decrease of Outbound visitors in May 2019, compared to the same month of the previous year.

22.5%

The decrease in the Omani's departures in May 2019, compared to the same month of the previous year.

Chart (3): Number of Outbound visitors, for the month of May, 2018 – 2019

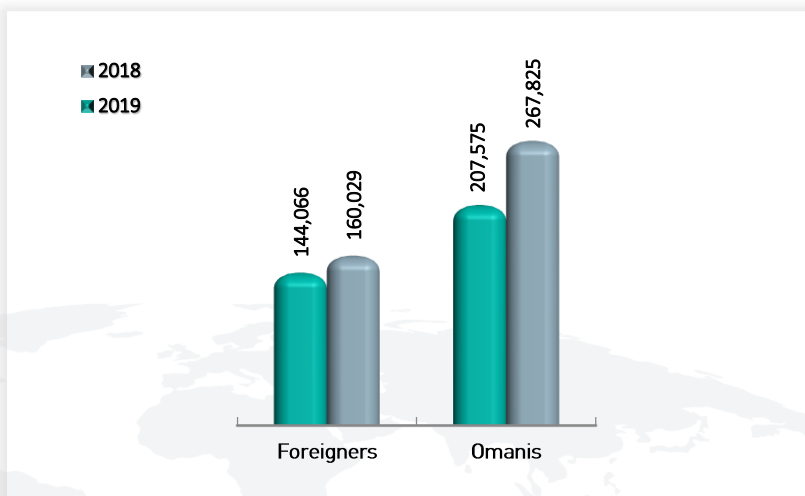
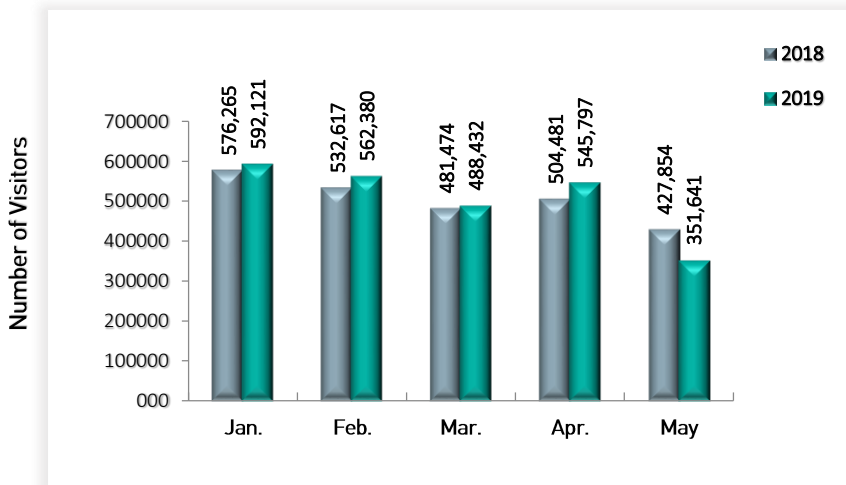


Chart (4): Number of Outbound Visitors by month's, 2018 – 2019



2- Cruise Ships Visitors


Chart (5): Number of Cruise Ships Visitors by nationalities for the month of May, 2018 – 2019

■ 2018
■ 2019





Africans



Oceanian

15
Thousand
Visitors

Number of cruise ships
visitors during
the month of May 2019.

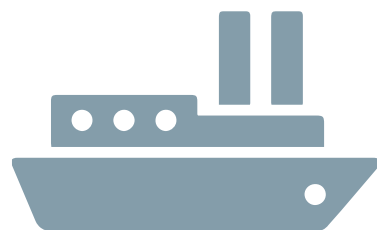
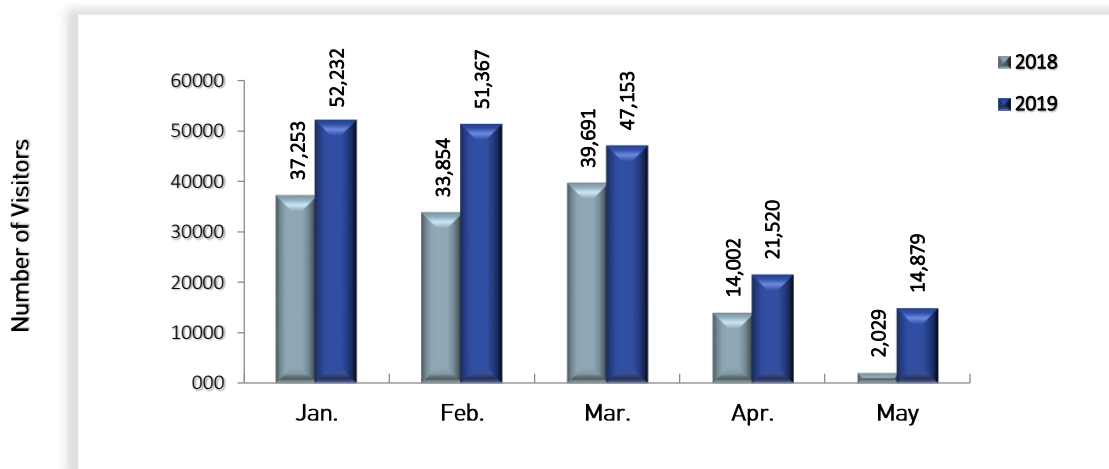


Chart (6): Number of Cruise Ships Visitors by months, 2018 – 2019



3- Accommodation Services

Occupancy

26.4
%

Total occupancy rate in hotels mentioned during the month of May 2019, compared to (43.9%) in May 2018, with a decrease of (39.8%).

Guests

73
Thousands

Total number of guests in the hotels during the month of May 2019 compared to (84) thousands guest during the same month in the year 2018 with a decrease of (12.8%).

Revenues

8.8
Million Omani Rial

The revenues of (3-5 stars) hotels during the month of May 2019, compared to (11.7) million Omani Rial in May 2018 with a decrease of (24.7%).

Chart (7): Accommodation Services: Number of guests, by nationalities for the month of May 2018 – 2019

■ 2018
■ 2019

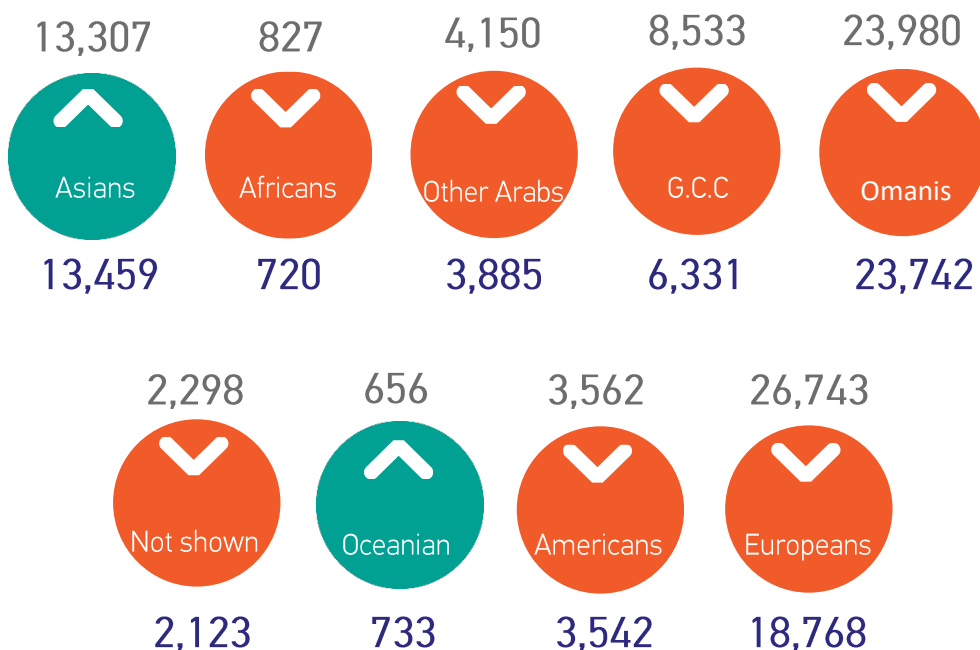
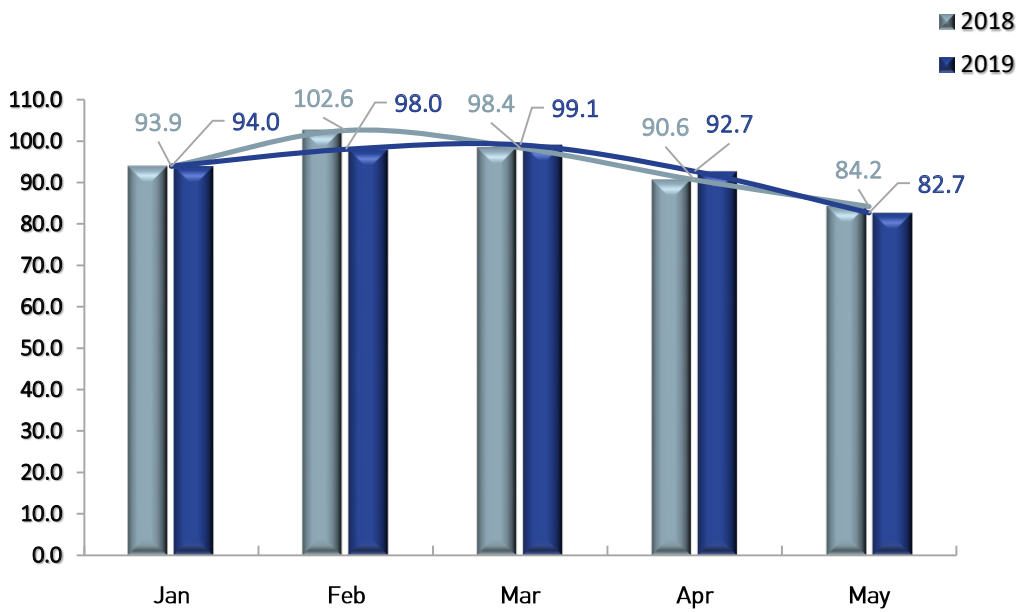


Chart (8): Accommodation Price Index (ASPI)* by months, 2018 – 2019



* Rooms price index for sample of hotels.