



NATIONAL CENTRE
FOR STATISTICS
& INFORMATION

Enhancing Knowledge

SULTANATE OF OMAN

Monthly Tourism Index Report

March 2019



+968 91459145 - +968 80076274

ncsi.gov.om - info@ncsi.gov.om

[Twitter](#) [Facebook](#) [Instagram](#) [YouTube](#) [Google+](#) @ncsioman

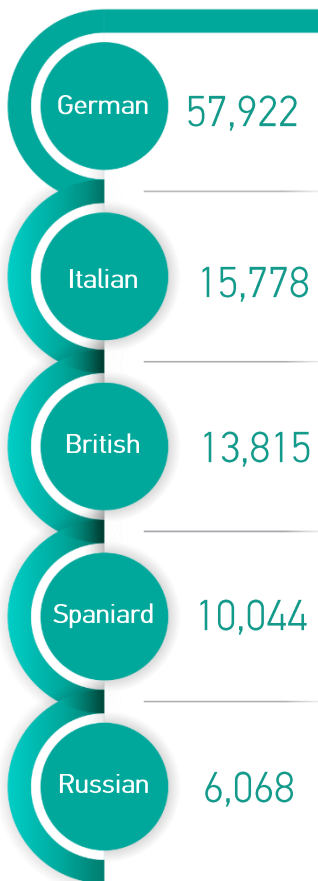


151

Thousand Visitors

The total number of cruise ships visitors till the month of March .

THE TOP FIVE NATIONALITIES

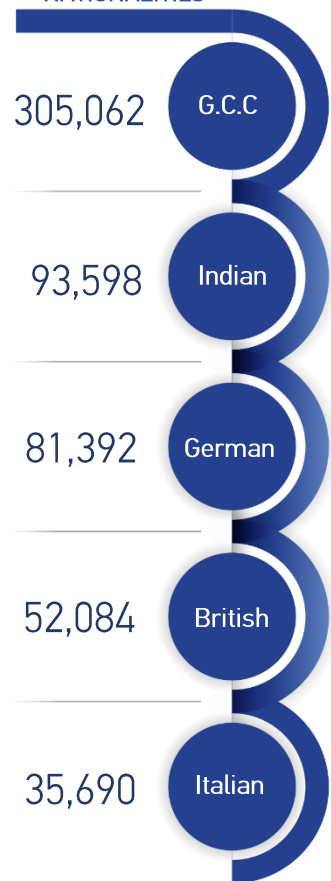


902

Thousand Visitors

The total number of visitors arriving to the Sultanate till the month of March .**

THE TOP FIVE NATIONALITIES



1.6

Million Visitors

The total number of visitors departing the Sultanate till the month of March .

Total number of guests in (3-5 stars) hotel till the month of March .

484

Thousand Guests

Total of (3-5 stars) hotel revenues till the month of March .

71

Million Omani Rials

* All data in the report are preliminary.

** Include Cruise ship visitors.

1- Number of Inbound and Outbound Visitors

323

Thousand Visitors

Total numbers of visitors arriving to the Sultanate during the month of March 2019.

3.4%

The increase in Inbound visitors during the month of March 2019, compared to the same month of the previous year.

The Gulf visitors come at the first place, where their number reached (118) thousand visitors forming (36.4)% during the month of March 2019.

The Indian, German and British nationalities came at the 2nd, 3rd & 4th place consecutively. They formed (11.2)%, (9.6)% & (5.3)% in March 2019.

1-1 Number of Inbound Visitors *

Chart (1): Number of Inbound Visitors, by nationalities group for the month of March , 2018 – 2019

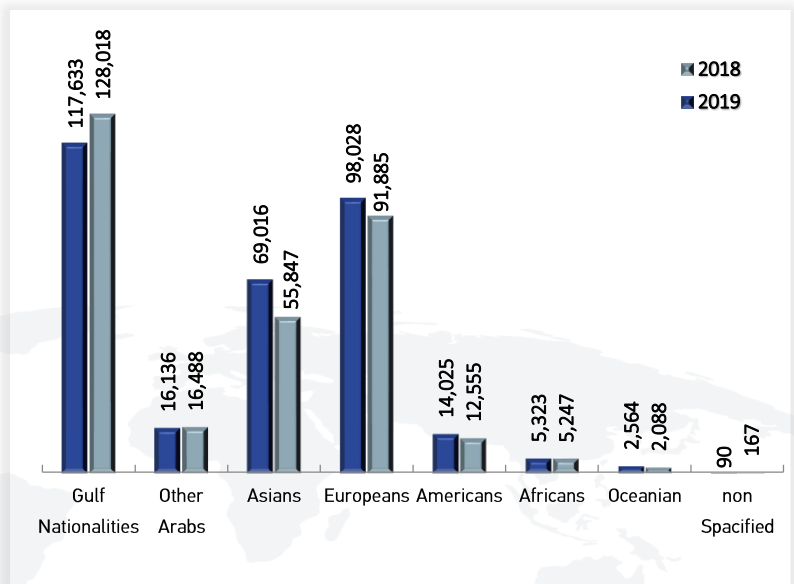
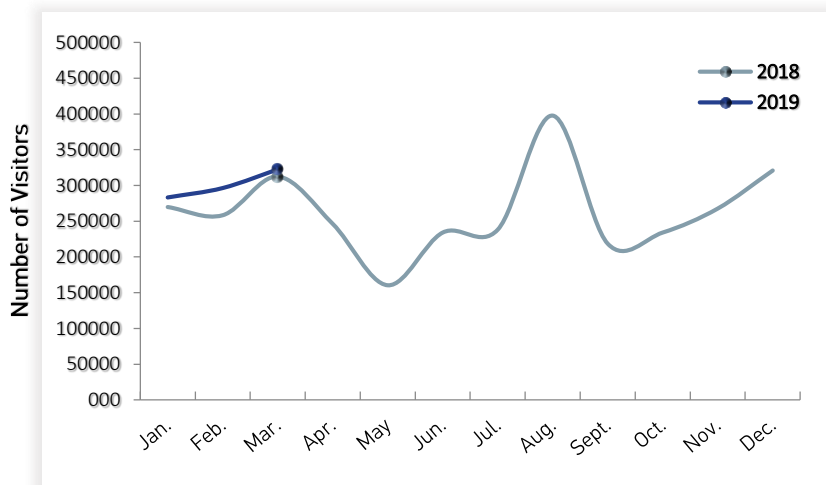


Chart (2): Number of Inbound Visitors by month's, 2018 – 2019



* Include Cruise ship visitors.

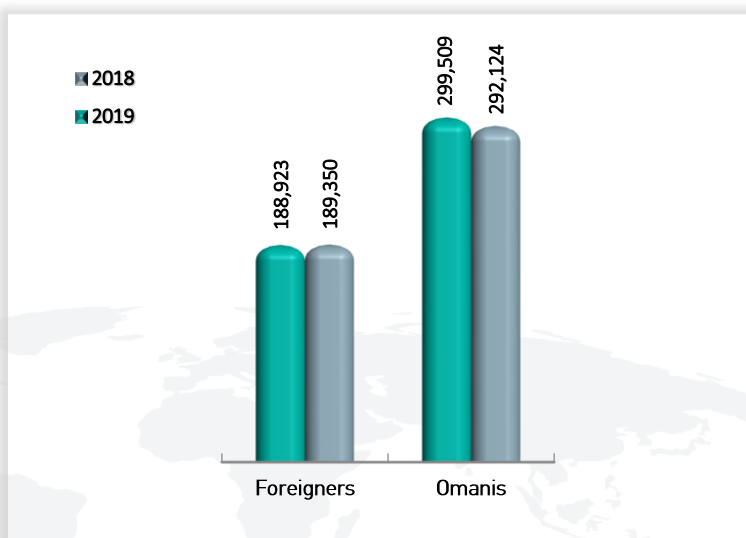
488

Thousand Visitors

The Number of visitors departing from the Sultanate during the month of March 2019.

1-2 Number of Outbound Visitors *

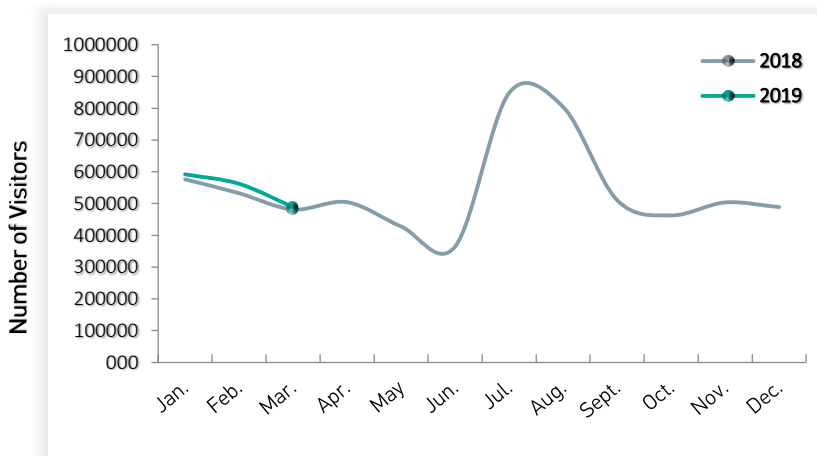
Chart (3): Number of Outbound visitors, for the month of March , 2018 – 2019



1.4%

The increase of Outbound visitors in March 2019, compared to the same month of the previous year.

Chart (4): Number of Outbound Visitors by month's, 2018 – 2019



2.5%


The increase in the Omani's departures in March 2019, compared to the same month of the previous year.

2- Cruise Ships Visitors


Chart (5): Number of Cruise Ships Visitors by nationalities for the month of March , 2018 – 2019

■ 2018
■ 2019





Africans



Oceanian

47
Thousand
Visitors

Number of cruise ships
visitors during
the month of March 2019.

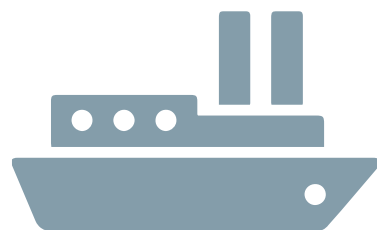
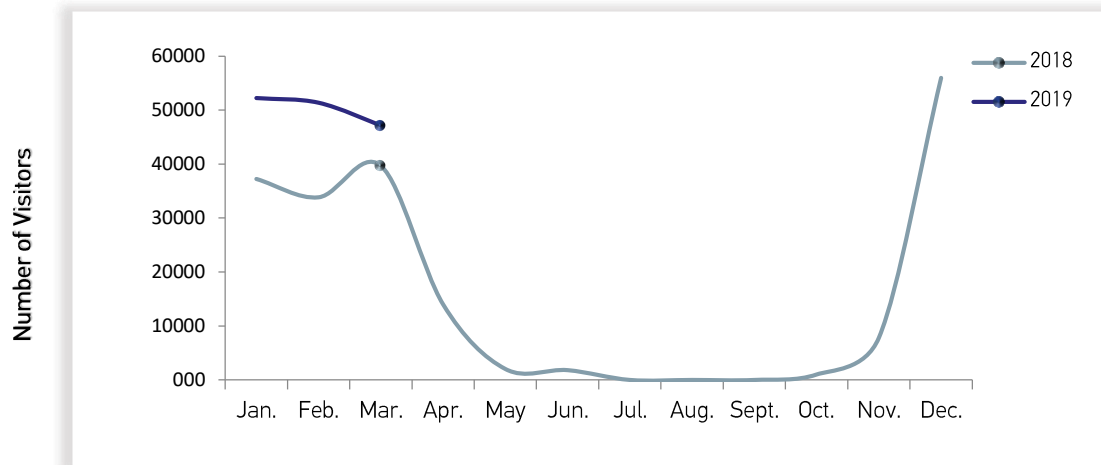


Chart (6): Number of Cruise Ships Visitors by months, 2018 – 2019



3- Accommodation Services

Occupancy

69.6
%

Total occupancy rate in hotels mentioned during the month of March 2019, compared to (73.3%) in March 2018, with an decrease of (5.0%).

Guests

175
Thousands

Total number of guests in the hotels during the month of March 2019 compared to (155) thousands guest during the same month in the year 2018 with an increase of (13.2%).

Revenues

24.5
Million Omani Rial

The revenues of (3-5 stars) Hotels during the month of March 2019, compared to (23.3) million Omani Rial in March 2018 with a increase of (5.1%).

Chart (7): Accommodation Services: Number of guests, by nationalities for the month of March 2018 – 2019

■ 2018

■ 2019

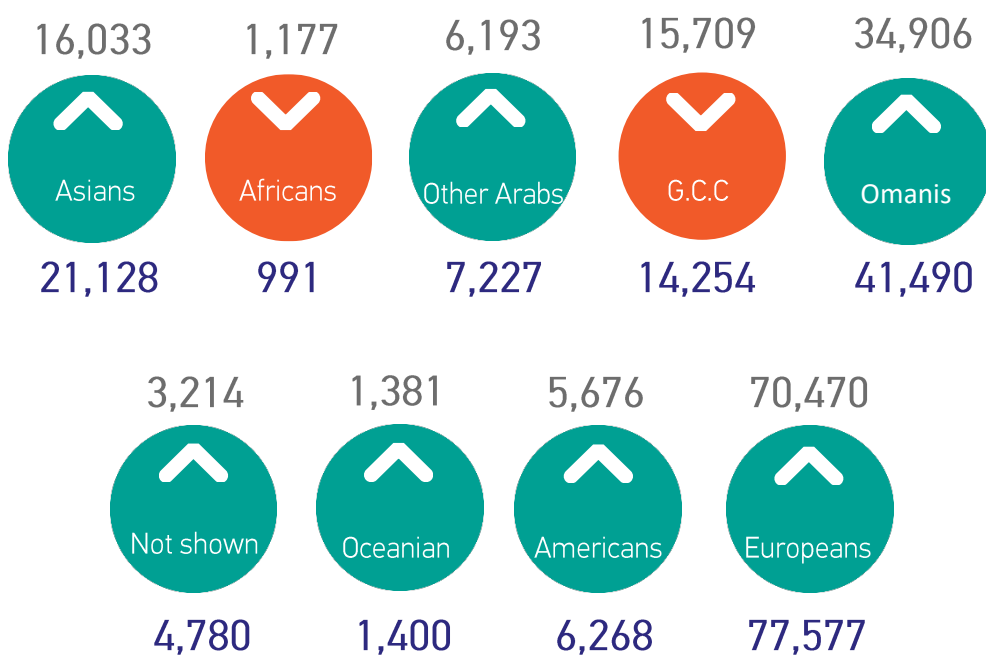
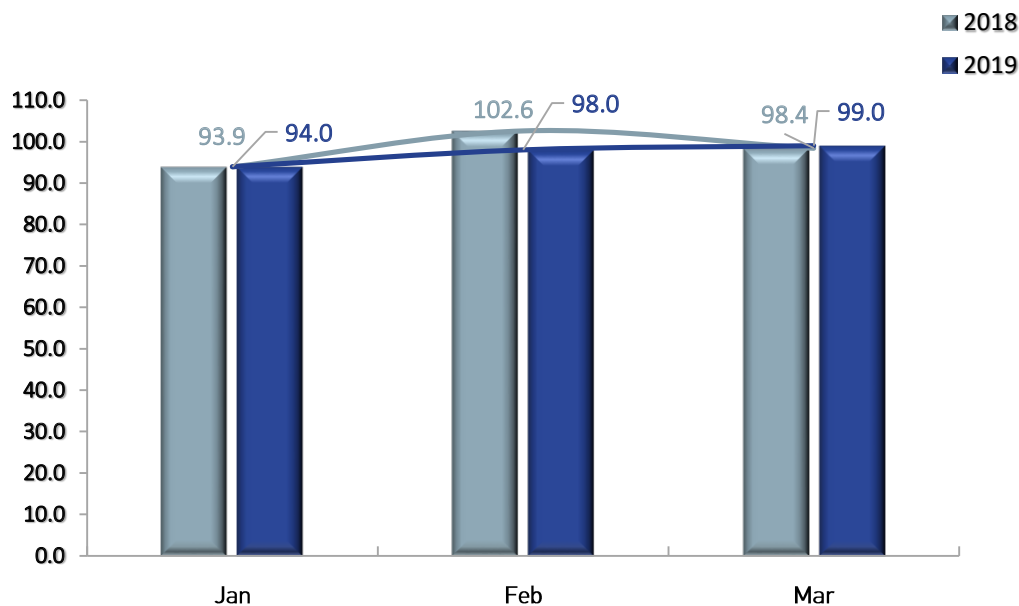


Chart (8): Accommodation Price Index (API)* by months, 2018 – 2019



* Rooms price index for sample of hotels.