



NATIONAL CENTRE
FOR STATISTICS
& INFORMATION

Enhancing Knowledge

SULTANATE OF OMAN

Monthly Tourism Index Report

July 2019



+968 91459145 - +968 80076274

ncsi.gov.om -info@ncsi.gov.om

 @ ncsioman



1.9

Million Visitors

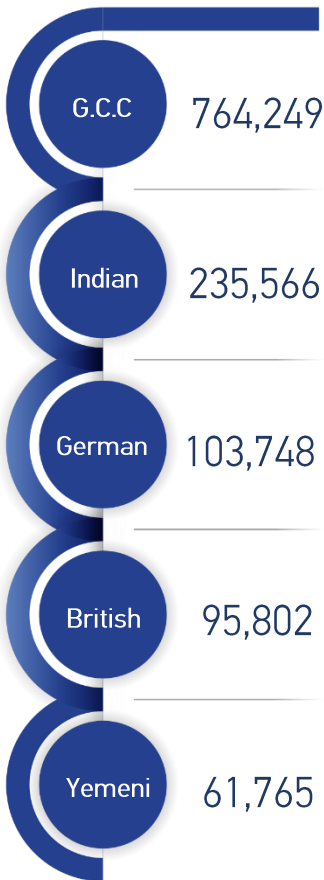
The total number of visitors arriving to the Sultanate till the month of July.**

331

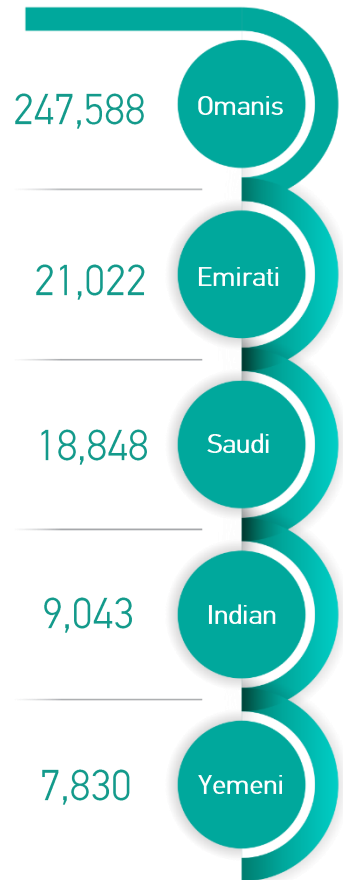
Thousand Visitors

The total number of Salalah tourist season visitors till the month of July.

THE TOP FIVE NATIONALITIES



THE TOP FIVE NATIONALITIES



3.9

Million Visitors

The total number of visitors departing the Sultanate till the month of July.

Total of (3-5 stars) hotel revenues till the month of July.

128
Million Omani Rials

Total number of guests in (3-5 stars) hotel till the month of July.

989
Thousand Guests

* All data in the report are preliminary.

** Include Cruise ship visitors.

1- Number of Inbound and Outbound Visitors

1-1 Inbound Visitors *

Chart (1): Number of Inbound Visitors, by nationalities group for the month of July, 2018 – 2019

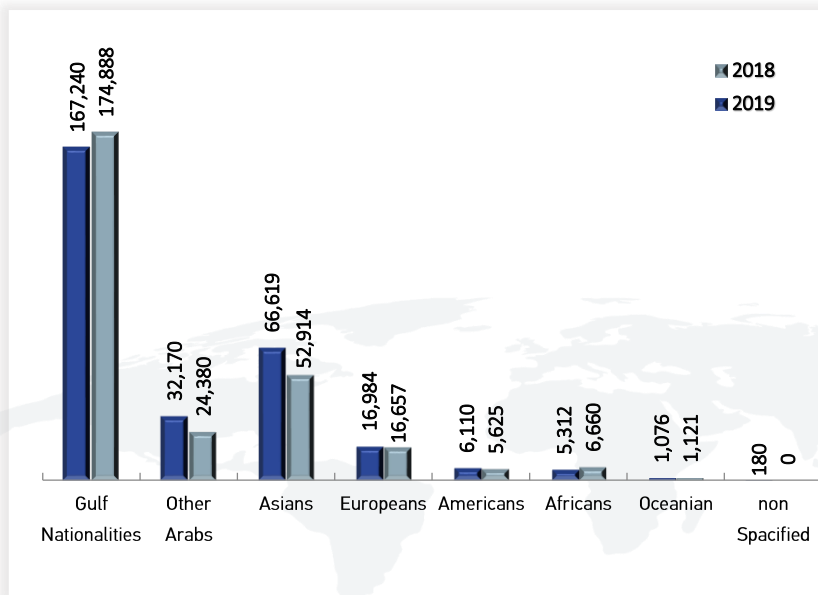
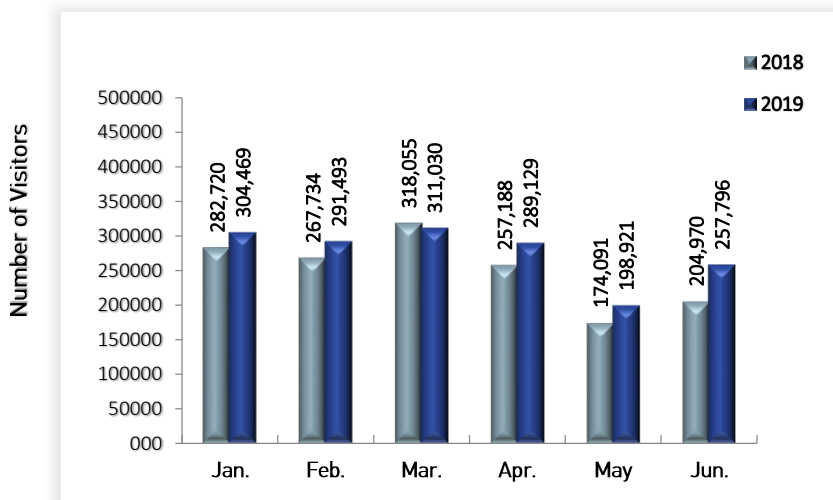


Chart (2): Number of Inbound Visitors by month's, 2018 – 2019



* Include Cruise ship visitors.

296

Thousand Visitors

Total numbers of visitors arriving to the Sultanate during the month of July 2019.

4.8%

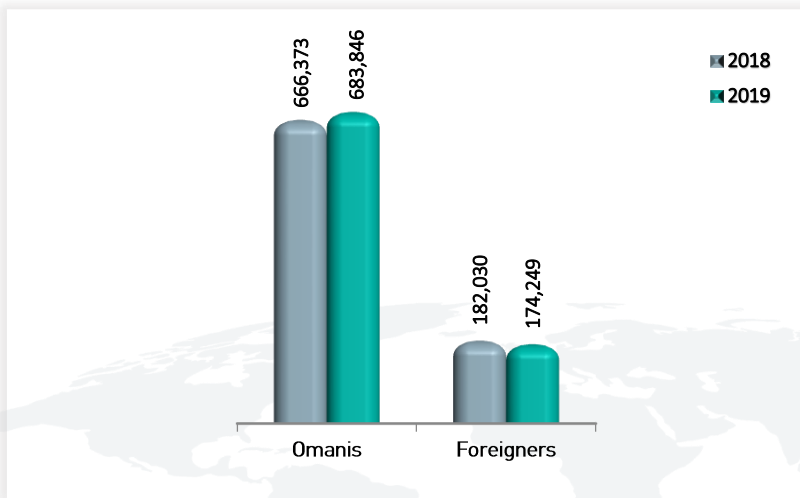
The increase in Inbound visitors during the month of July 2019, compared to the same month of the previous year.

The Gulf visitors come at the first place, where their number reached (167) thousand visitors forming (56.6%) during the month of July 2019.

The Indian, Yemeni and Chinese nationalities came at the 2nd, 3rd & 4th place consecutively. They formed (10.4)%, (6.3)% & (3.2)% in July 2019.

1-2 Outbound Visitors

Chart (3): Number of Outbound visitors, for the month of July, 2018 – 2019



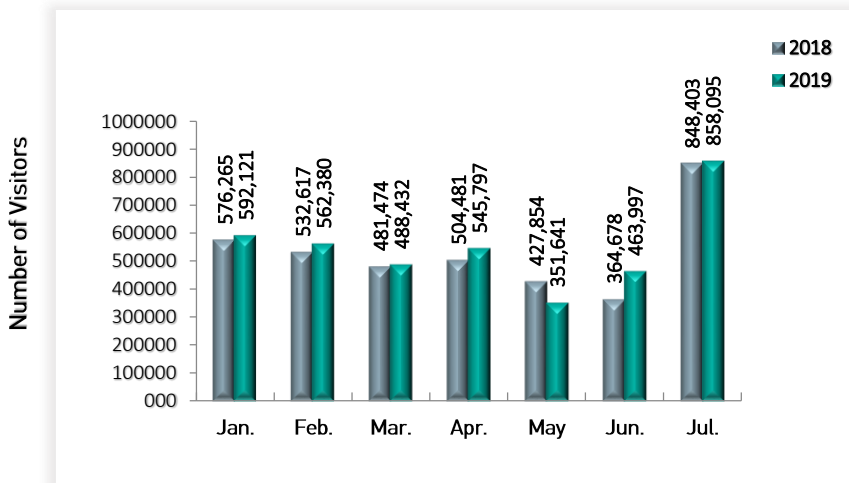
858

Thousand Visitors

The Number of visitors departing from the Sultanate during the month of July 2019.

The Omani departures form (79.7)% from the total of visitors departing the Sultanate during the month Of July 2019.

Chart (4): Number of Outbound Visitors by month's, 2018 – 2019



1.1%

The increase of Outbound visitors in July 2019, compared to the same month of the previous year.

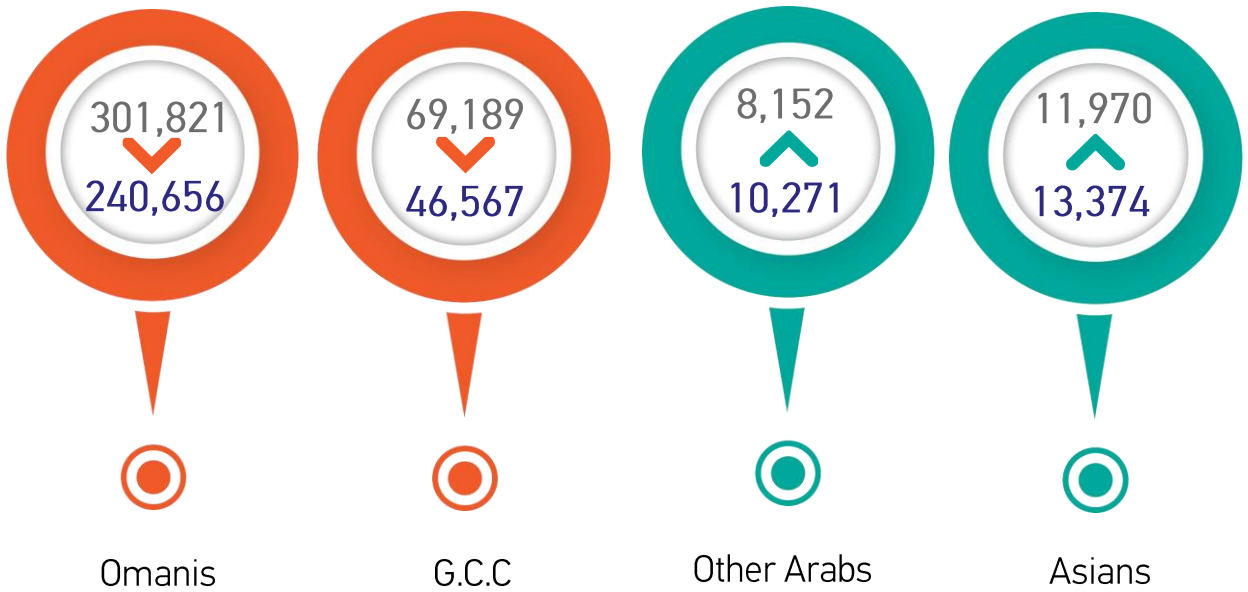
2.6%

The increase in the Omani's departures in July 2019, compared to the same month of the previous year.

2- Salah tourist season visitors

Chart (5): Number of Salah tourist season visitors by nationalities for the month of July, 2018 – 2019

■ 2018
■ 2019



313

Thousand Visitors

Total number of Salah tourist season visitors during the month of July 2019.

91.5

%

Percentage of GCC visitors from the total of visitors, most of them are Omanis (76.7%), followed by Emirati (6.5%).

20.2

%

Percentage decrease in number of Salah tourist season visitors during the month of July 2019, compared to the same month of the previous year, totaling (393) thousand visitors.

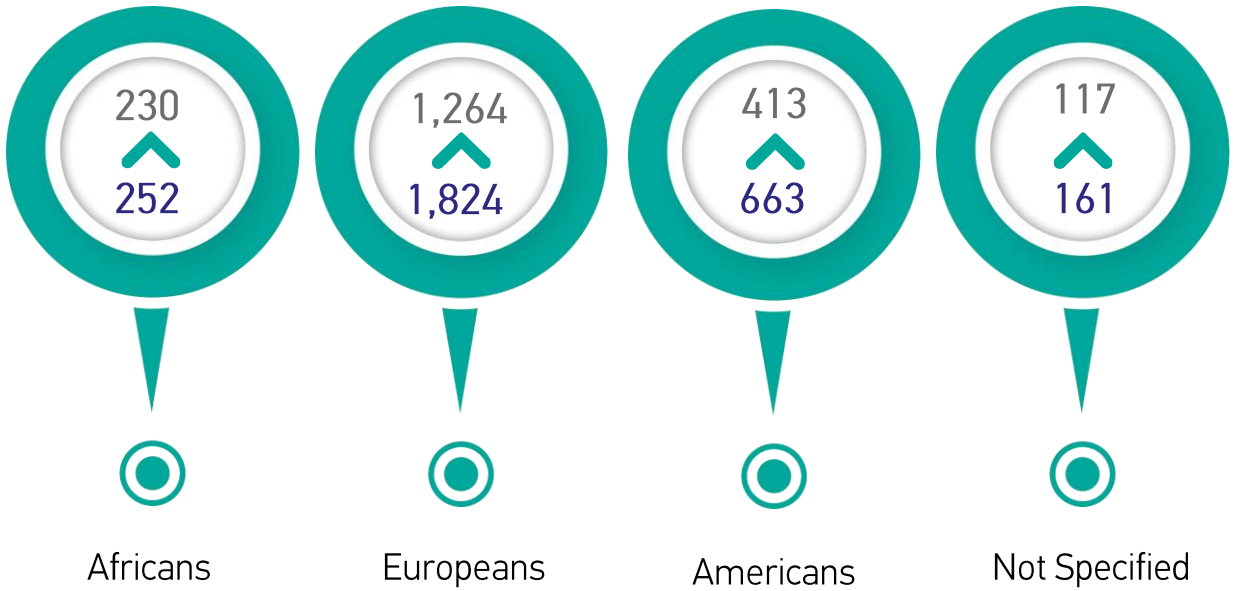
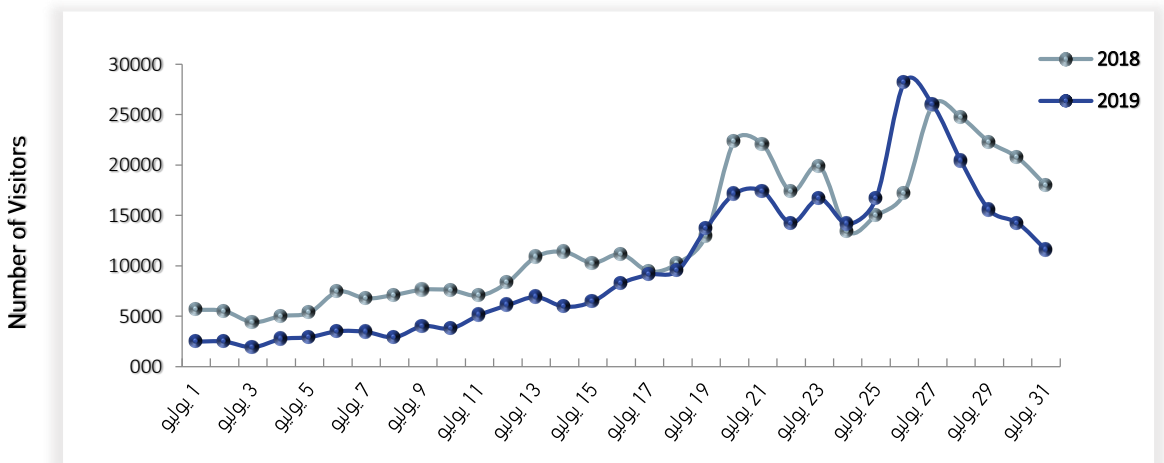


Chart (6): Number of Salah tourist season visitors by the days of July, 2018 – 2019



3- Accommodation Services

Revenues

11.9

Million Omani Rial

The revenues of (3-5 stars) hotels during the month of July 2019, compared to (11.4) million Omani Rial in July 2018 with an increase of (4.2%).

Guests

118

Thousands

Total number of guests in the hotels during the month of July 2019 compared to (99) thousands guest during the same month in the year 2018 with an increase of (19.6%).

Occupancy

40.6

%

Total occupancy rate in hotels mentioned during the month of July 2019, compared to (45.4%) in July 2018, with a decrease of (10.6%).

Chart (7): Accommodation Services: Number of guests, by nationalities for the month of July 2018 – 2019

■ 2018
■ 2019

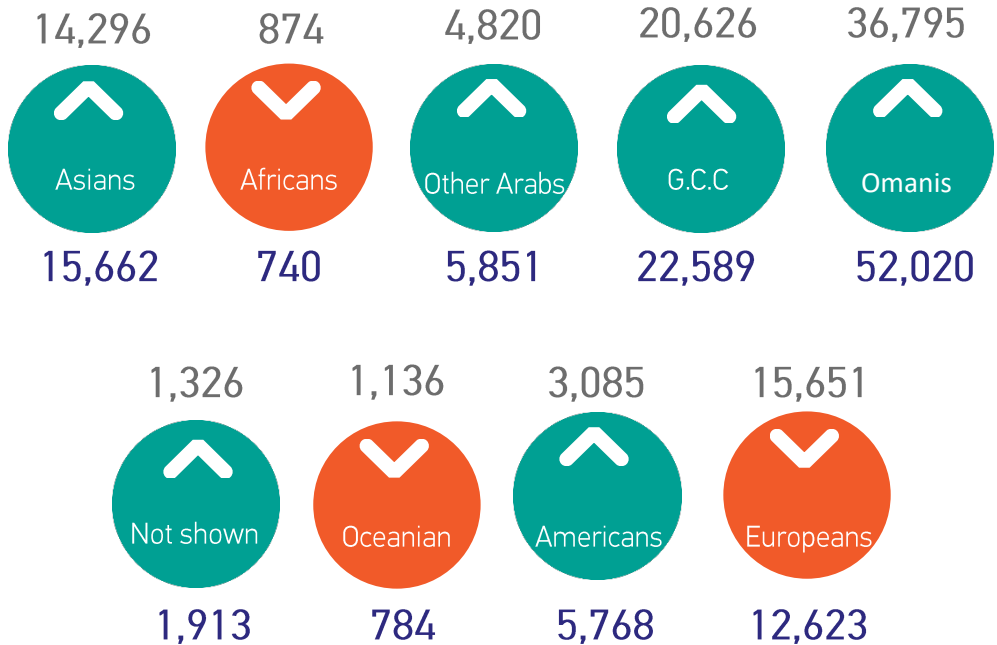
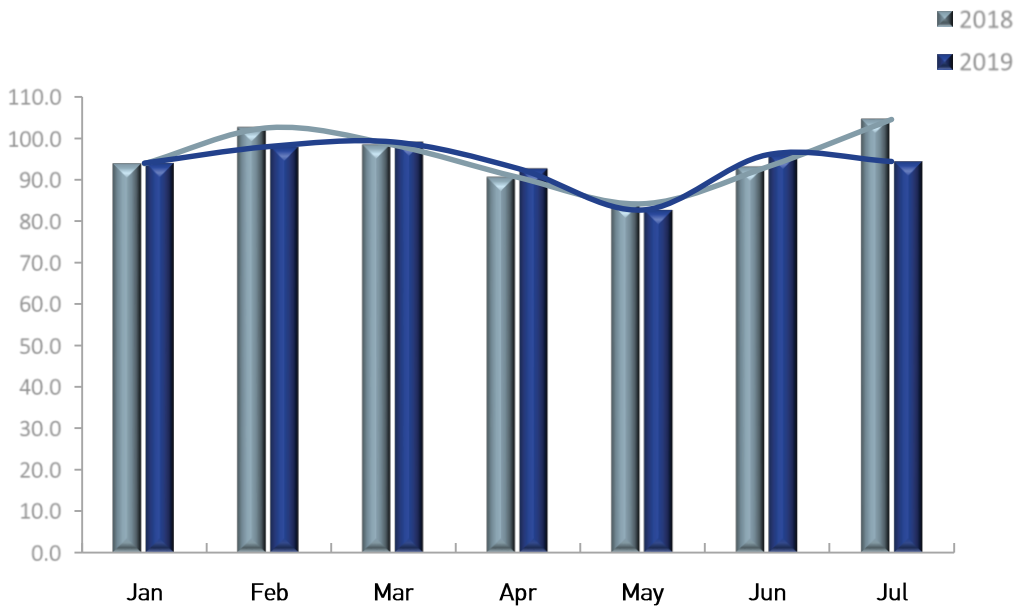


Chart (8): Accommodation Price Index (ASPI)* by months, 2018 – 2019



* Rooms price index for sample of hotels.