



NATIONAL CENTRE  
FOR STATISTICS  
& INFORMATION

Enhancing Knowledge

SULTANATE OF OMAN

# Monthly Tourism Index Report

June 2019



+968 91459145 - +968 80076274

ncsi.gov.om -info@ncsi.gov.om

Twitter Facebook Instagram YouTube Google+ @ncsioman

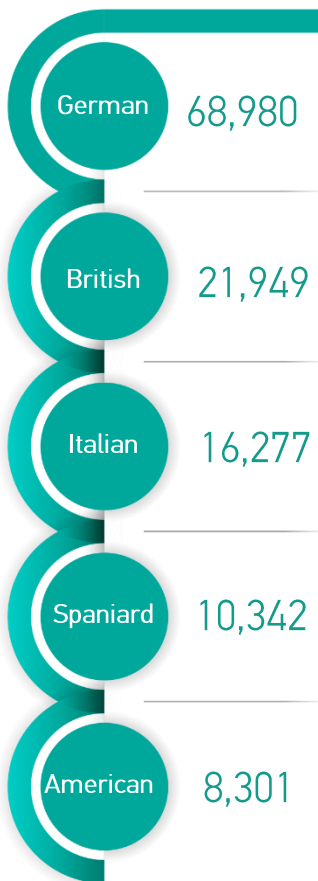


# 189

## Thousand Visitors

The total number of cruise ships visitors till the month of June.

### THE TOP FIVE NATIONALITIES

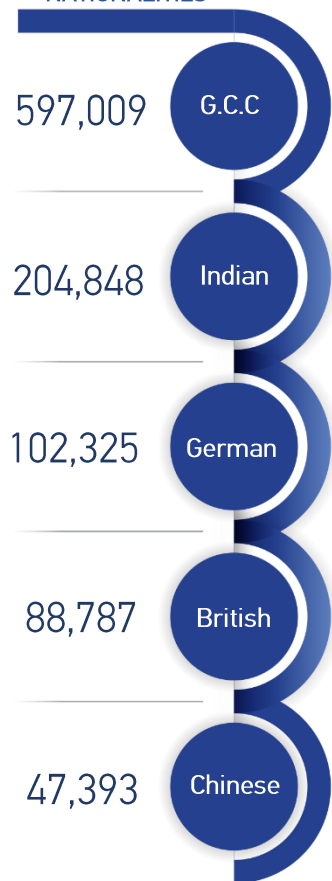


# 1.7

## Million Visitors

The total number of visitors arriving to the Sultanate till the month of June .\*\*

### THE TOP FIVE NATIONALITIES



# 3.0

## Million Visitors

The total number of visitors departing the Sultanate till the month of June.

Total number of guests in (3-5 stars) hotel till the month of June.

# 872

Thousand Guests

Total of (3-5 stars) hotel revenues till the month of June.

# 116

Million Omani Rials

\* All data in the report are preliminary.

\*\* Include Cruise ship visitors.

# 1- Number of Inbound and Outbound Visitors

258

Thousand Visitors

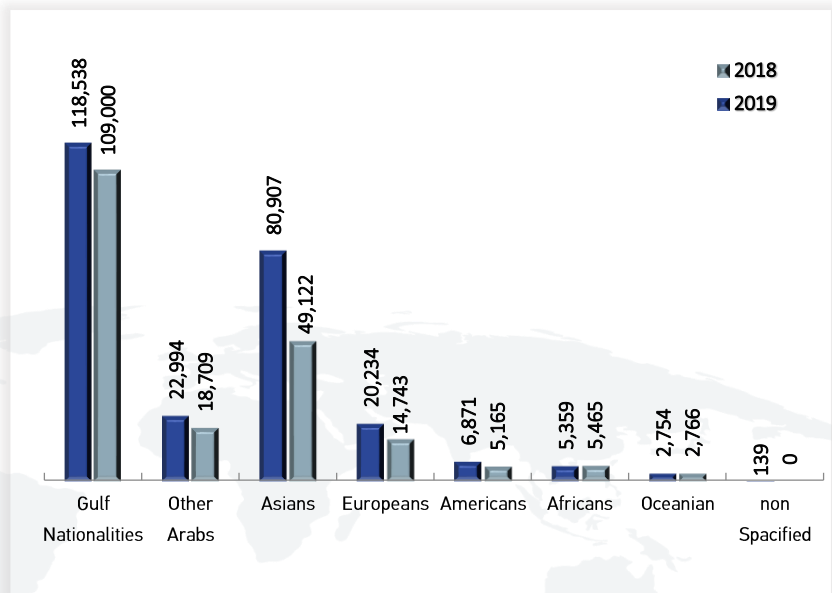
Total numbers of visitors arriving to the Sultanate during the month of June 2019.

25.8%

The increase in Inbound visitors during the month of June 2019, compared to the same month of the previous year.

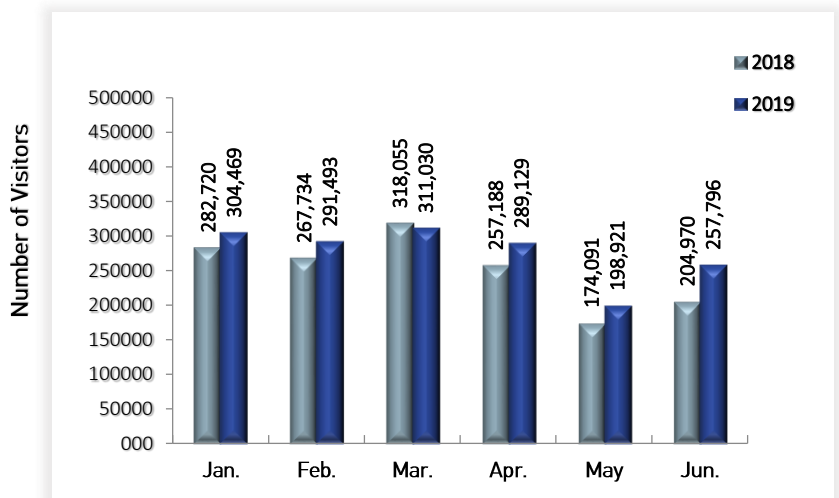
1-1 Number of Inbound Visitors \*

Chart (1): Number of Inbound Visitors, by nationalities group for the month of June, 2018 – 2019



The Gulf visitors come at the first place, where their number reached (119) thousand visitors forming (46.0)% during the month of June 2019.

Chart (2): Number of Inbound Visitors by month's, 2018 – 2019



The Indian, Pakistani and Yemeni nationalities came at the 2<sup>nd</sup>, 3<sup>rd</sup> & 4<sup>th</sup> place consecutively. They formed (16.9)%, (3.5)% & (3.4)% in June 2019.

\* Include Cruise ship visitors.

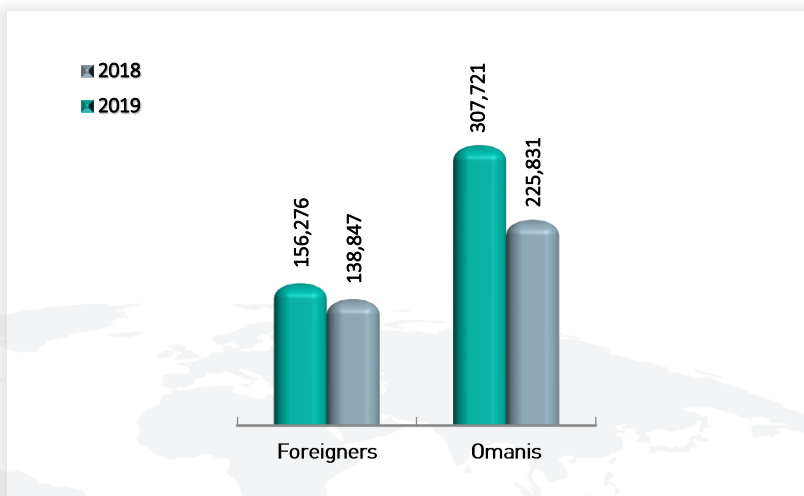
# 464

Thousand Visitors

The Number of visitors departing from the Sultanate during the month of June 2019.

1-2 Number of Outbound Visitors \*

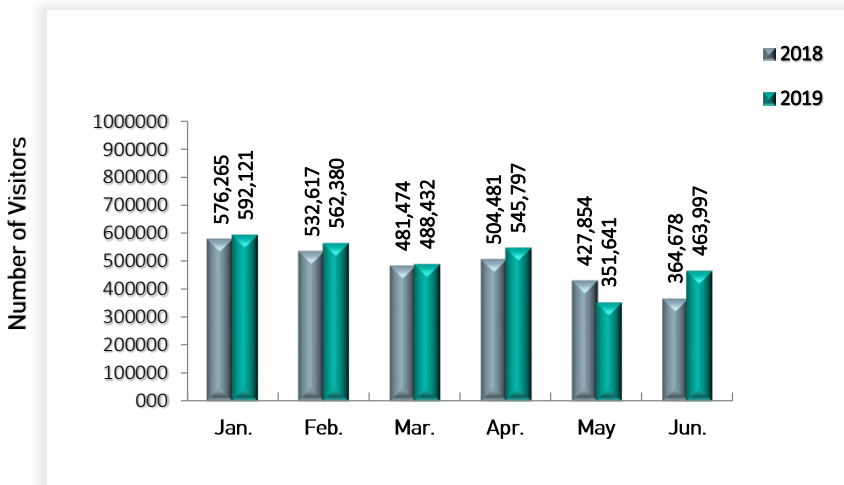
Chart (3): Number of Outbound visitors, for the month of June, 2018 – 2019



# 27.2%

The increase of Outbound visitors in June 2019, compared to the same month of the previous year.

Chart (4): Number of Outbound Visitors by month's, 2018 – 2019



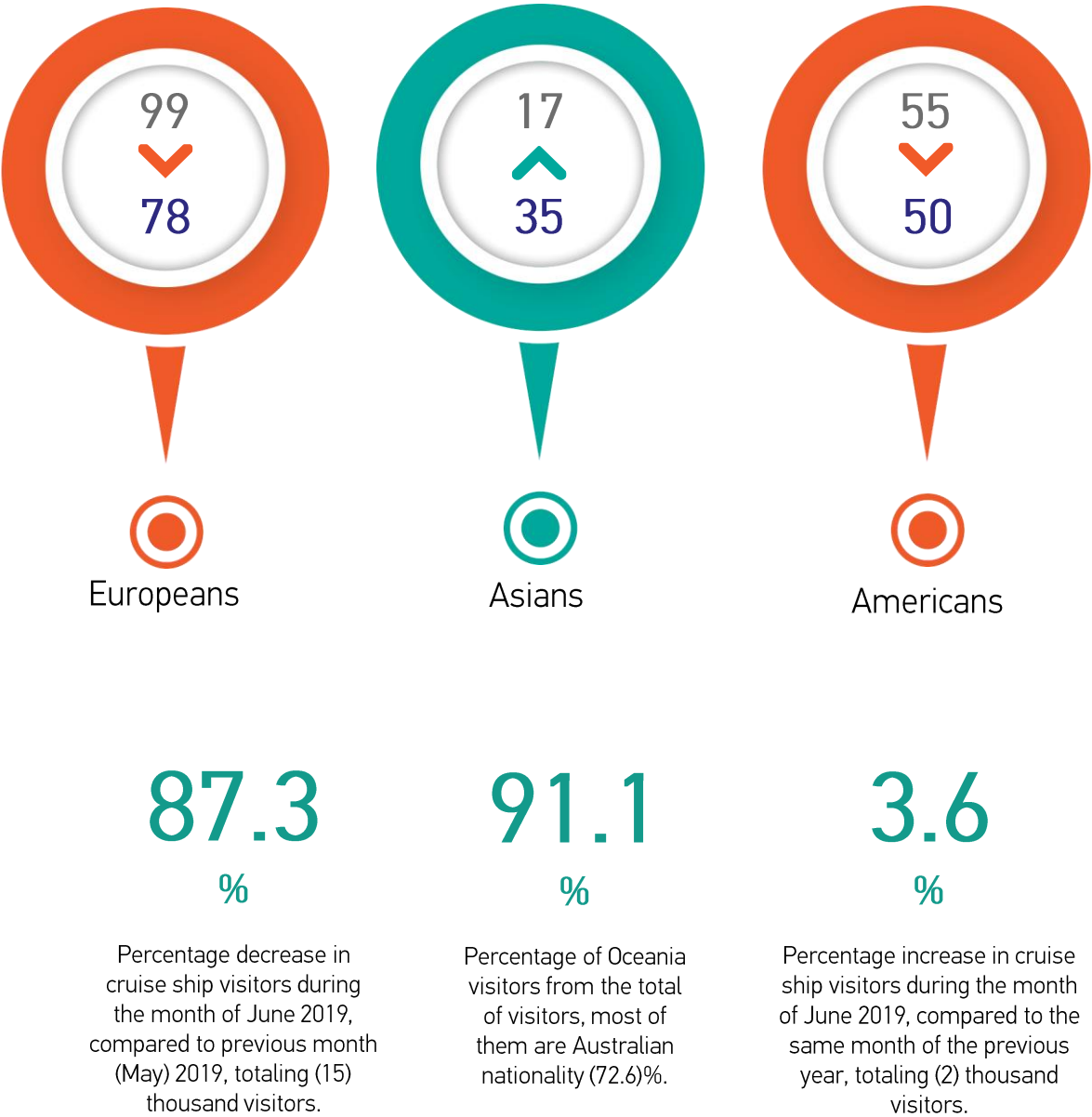
# 36.3%

The increase in the Omani's departures in June 2019, compared to the same month of the previous year.

## 2- Cruise Ships Visitors

Chart (5): Number of Cruise Ships Visitors by nationalities for the month of June, 2018 – 2019

■ 2018  
■ 2019





Africans



Oceanian

2  
Thousand  
Visitors

Number of cruise ships  
visitors during  
the month of June 2019.

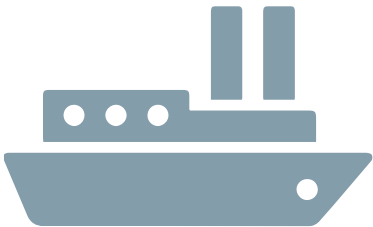
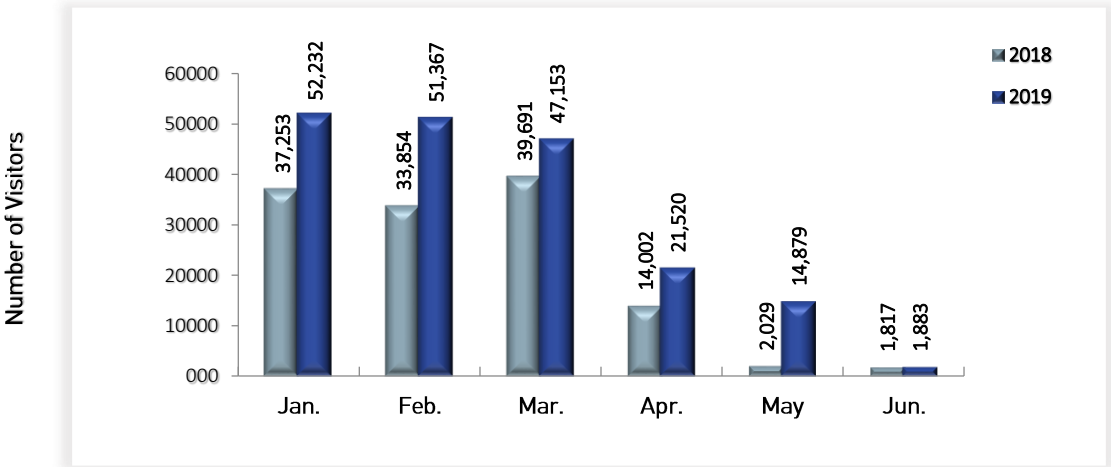


Chart (6): Number of Cruise Ships Visitors by months, 2018 – 2019



### 3- Accommodation Services

Occupancy

**37.6**  
%

Total occupancy rate in hotels mentioned during the month of June 2019, compared to (36.1%) in June 2018, with an increase of (4.1%).

Guests

**115**  
Thousands

Total number of guests in the hotels during the month of June 2019 compared to (77) thousands guest during the same month in the year 2018 with an increase of (49.9%).

Revenues

**11.4**  
Million Omani Rial

The revenues of (3-5 stars) hotels during the month of June 2019, compared to (8.5) million Omani Rial in June 2018 with an increase of (34.0%).

Chart (7): Accommodation Services: Number of guests, by nationalities for the month of June 2018 – 2019

■ 2018

■ 2019

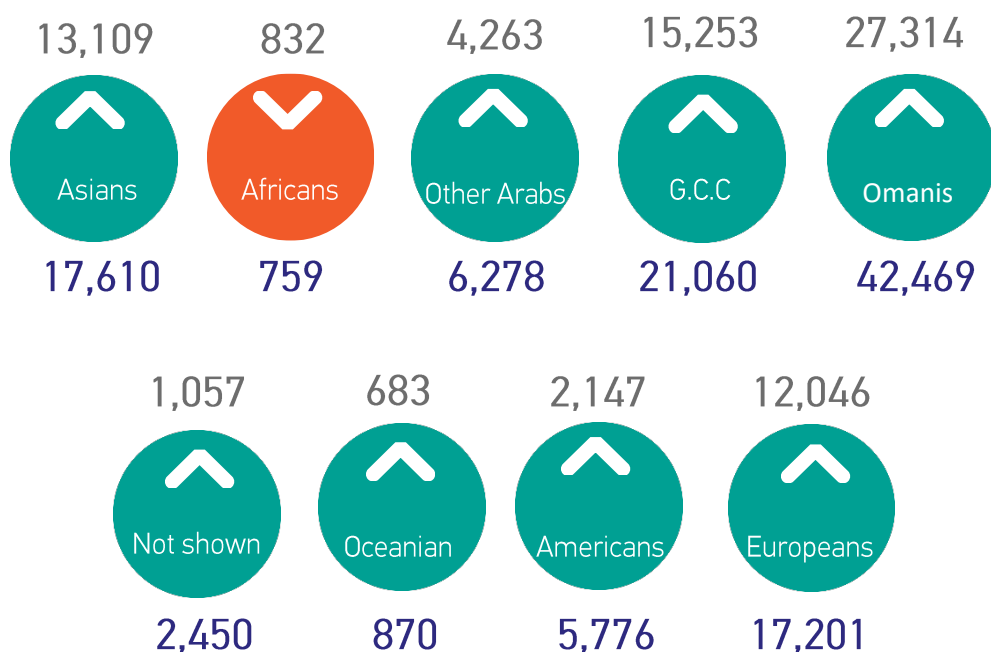
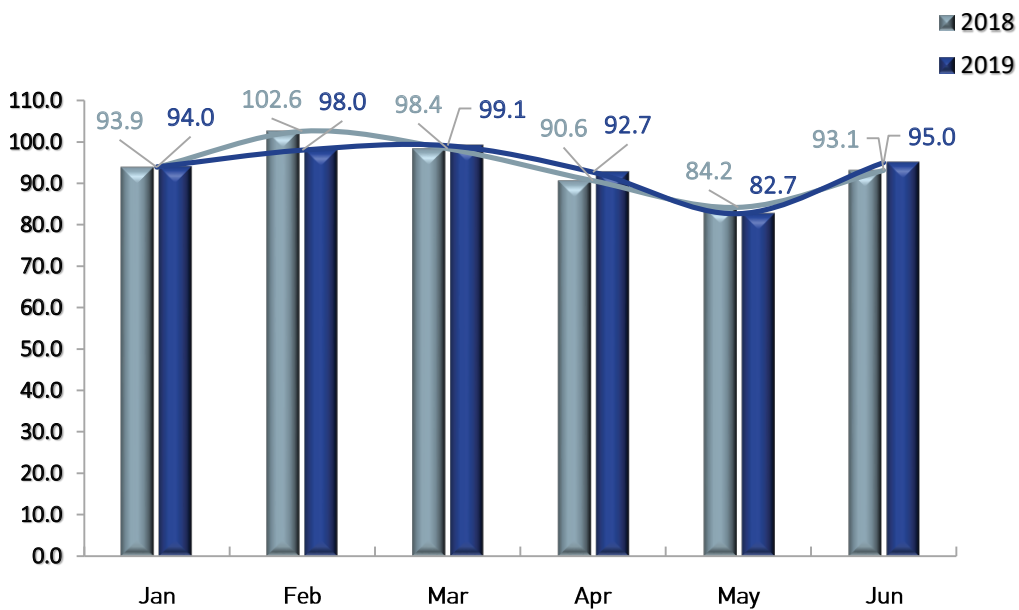


Chart (8): Accommodation Price Index (ASPI)\* by months, 2018 – 2019



\* Rooms price index for sample of hotels.