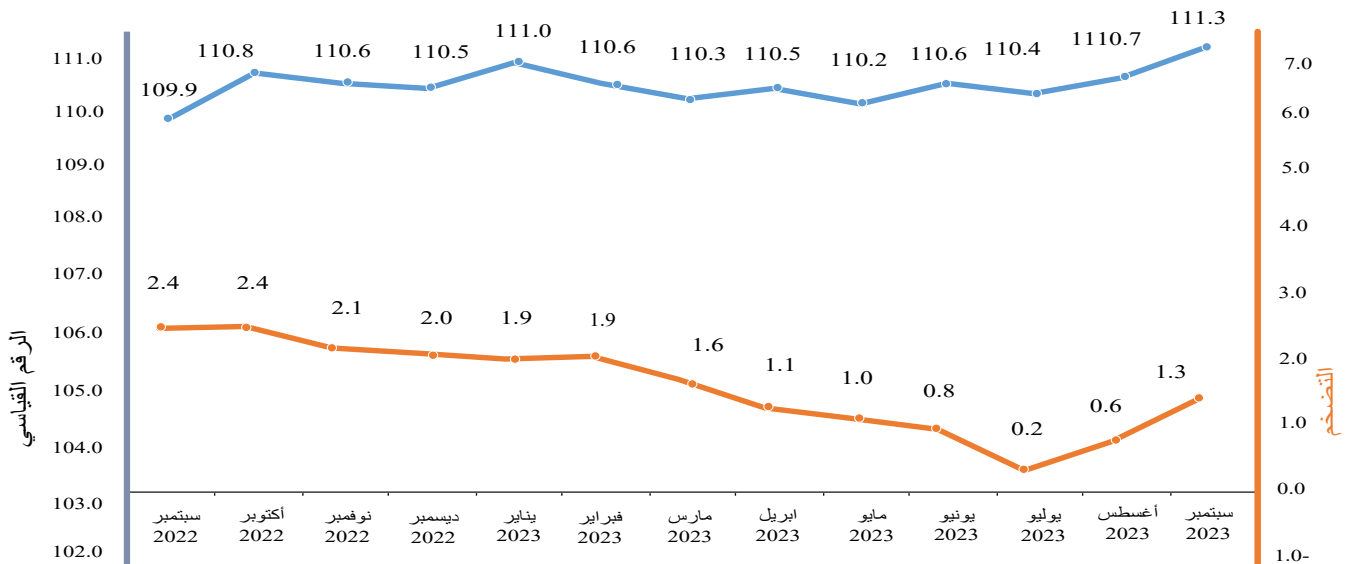


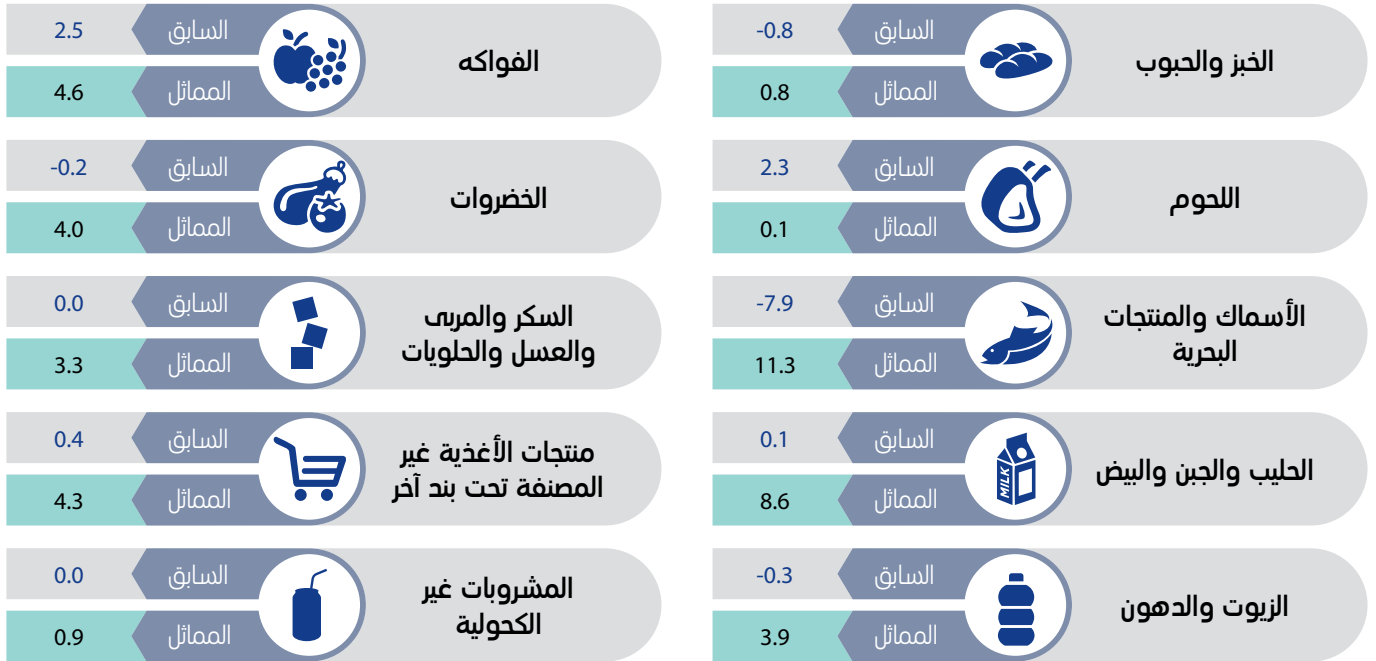
أبرز مؤشرات التضخم في سلطنة عمان خلال شهر سبتمبر 2023م



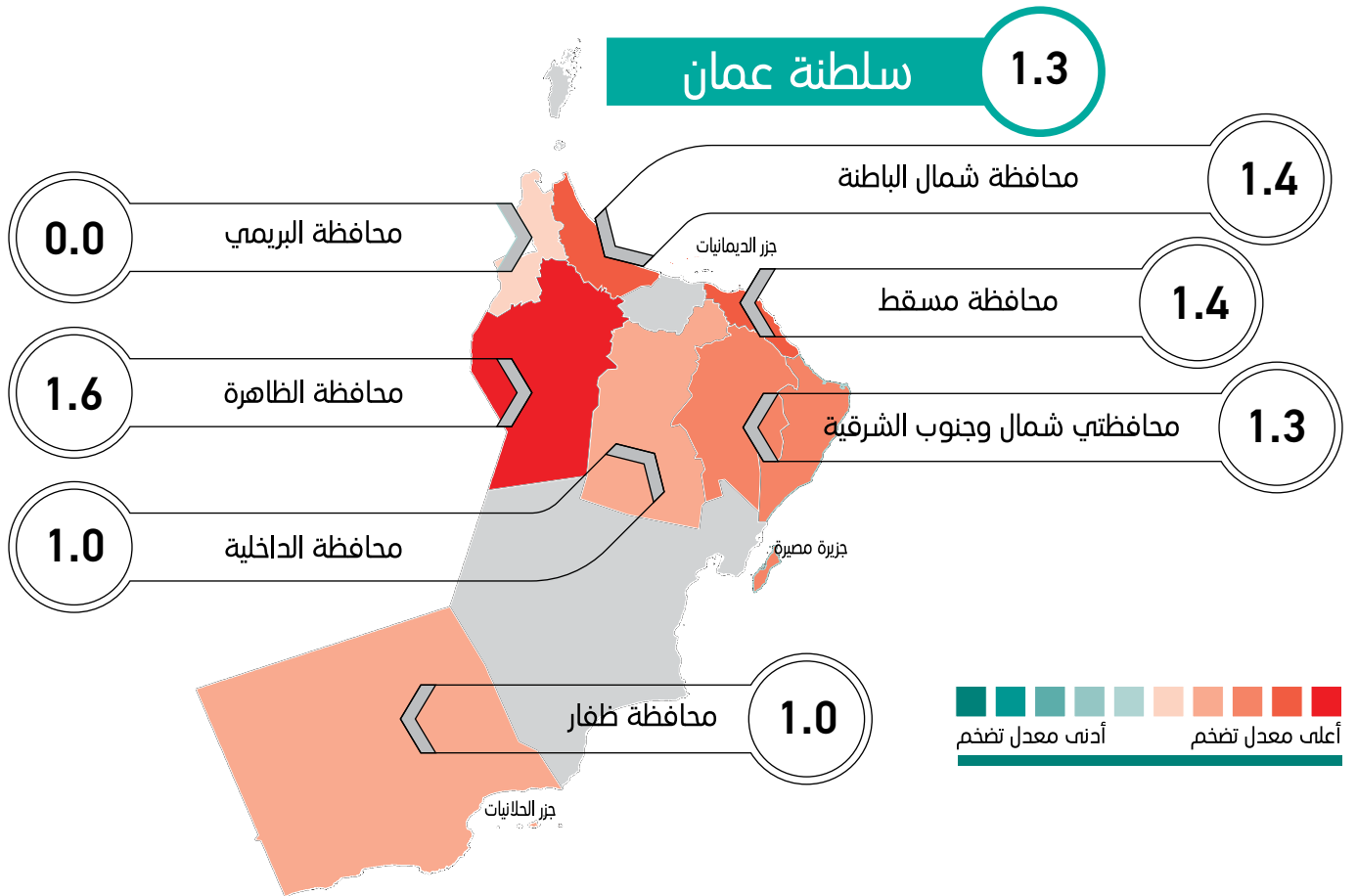
الأرقام القياسية لأسعار المستهلكين والتضخم خلال الفترة (سبتمبر 2022م - سبتمبر 2023م)



مؤشر التضخم لمجموعة المواد الغذائية والمشروبات غير الكحولية لشهر سبتمبر 2023م مقارنة بالشهر السابق والشهر المماثل من العام الماضي

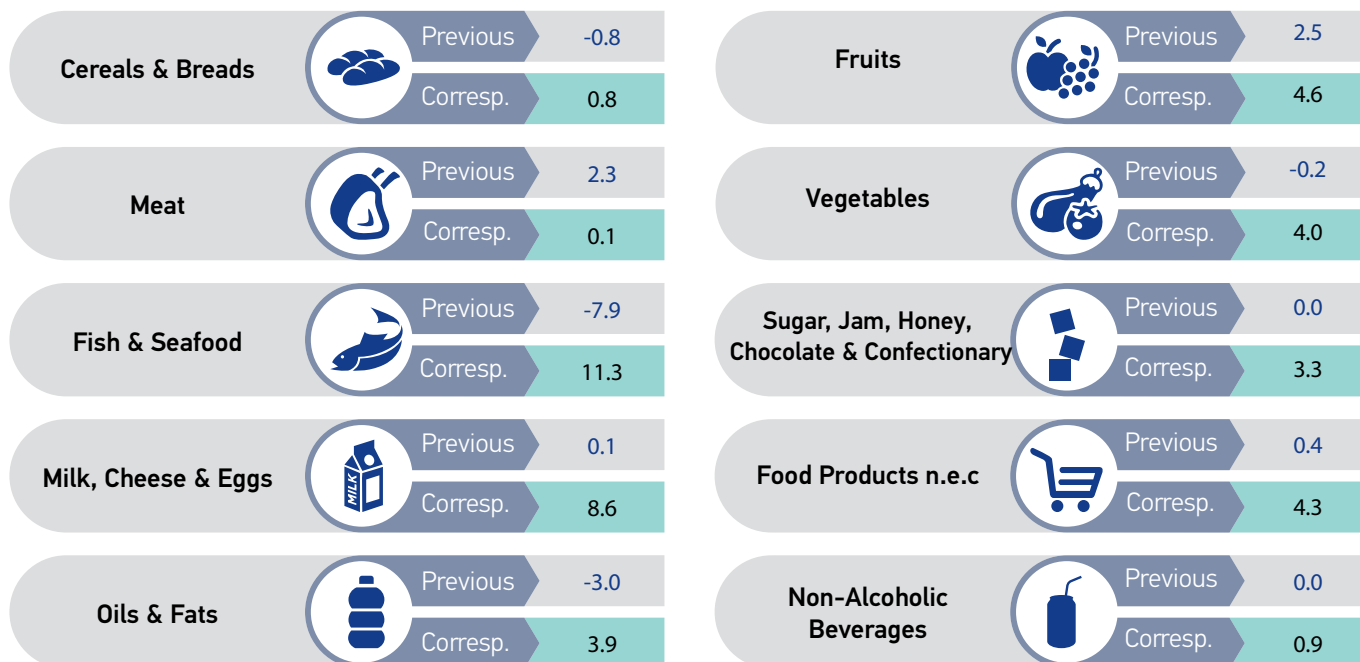


مؤشر التضخم في المحافظات لشهر سبتمبر 2023م.

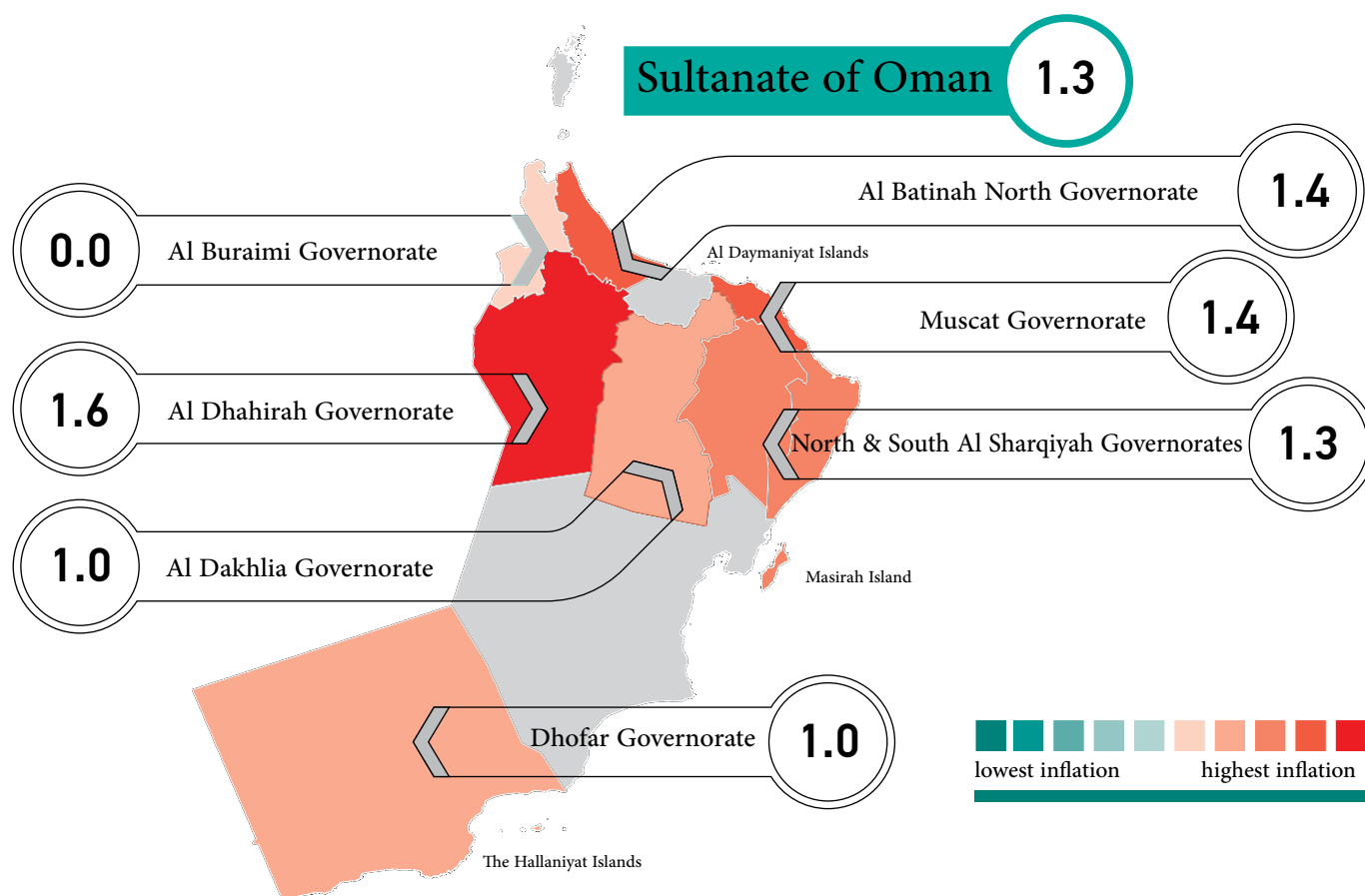


سنة الأساس 2012 = 100
الأرقام القياسية لمحافظة سلطنة عمان تعتمد على:-
1 جمع البيانات من جميع محافظات سلطنة عمان عدا (محافظة مسندم ومحافظة الوسطى).
2 جمع ما يقارب 36016 سعراً من السلع والخدمات من 1557 مصدرًا مختارًا، بينما تجمع بيانات الإيجار من عينة تبلغ 1150 وحدة مؤجرة.
المصدر: المركز الوطني للإحصاء والمعلومات، المسح الشهري لأسعار المواد الاستهلاكية

Inflation index for the food and non-alcoholic beverages group for the month of September 2023 compared to the previous month and the corresponding month of last year



Inflation index in the governorates for the month of September 2023



Base year 2012 = 100

The indices for the governorates of the Sultanate of Oman are based on:

1 Collecting data from all governorates of the Sultanate of Oman except (Musandam Governorate and Al Wusta Governorate).

2 Collecting approximately 36,016 prices of goods and services from 1,557 selected sources, while rent data is collected from a sample of 1,150 rented units.

Source: National Center for Statistics and Information, Monthly Consumer Price Survey.

Inflation

News letter

[@ncsioman](#)
info@ncsi.gov.om
 +968 9145 9145
 80076274
www.ncsi.gov.om

**NATIONAL CENTRE
 FOR STATISTICS
 & INFORMATION**
 Enhancing Knowledge
 SULTANATE OF OMAN

Issue: October 2023

The most prominent inflation indicators in the Sultanate of Oman during September 2023

- 1.3%** Increase in the general inflation index compared to the same month of the previous year.
- 3.4%** Increase in the price index of the food and non-alcoholic beverages group compared to the same month of the previous year.
- 8.6%** Increase in the price index of the milk, cheese and eggs group compared to the same month of the previous year.
- 3.9%** Increase in the price index of the oils and fats group compared to the same month of the previous year.
- 11.3%** Increase in the price index of the fish and seafood group compared to the same month of the previous year.
- 2.3%** Increase in the price index of the meat group compared to the previous month.
- 0.2%** Decrease in the price index of the vegetables group compared to the previous month.
- 1.6%** The highest inflation rate was recorded Al Dhahira Governorate.
- 0.0%** The lowest rate of increase in the inflation was recorded in Al Buraimi Governorate.

Consumer price indices & inflation during the period (September 2022 - September 2023)

