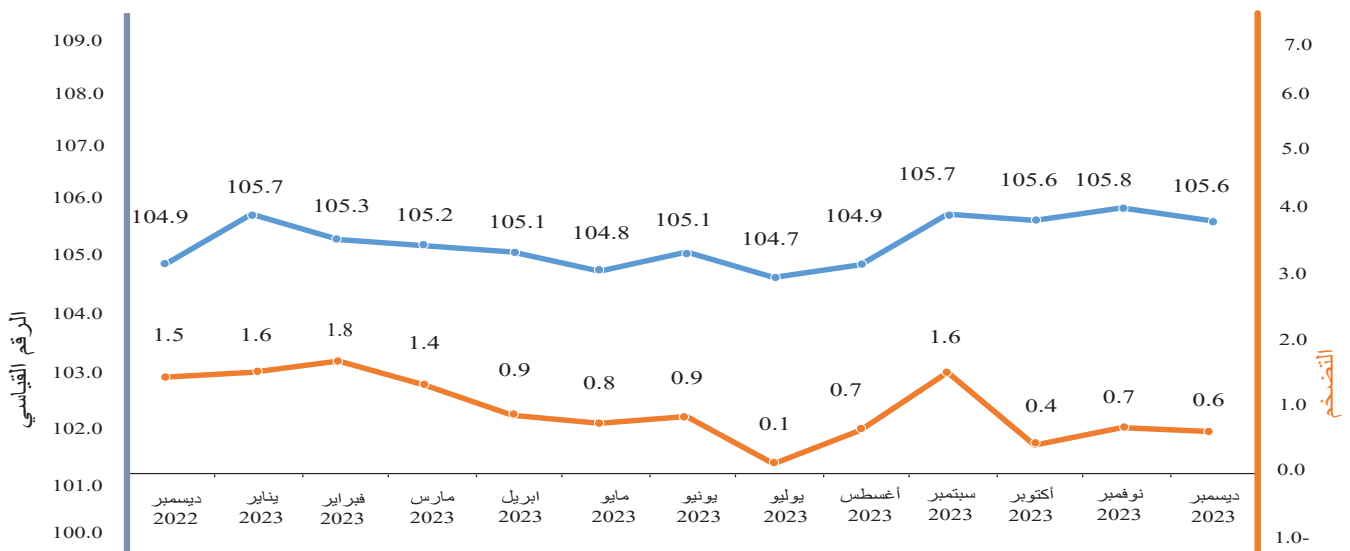


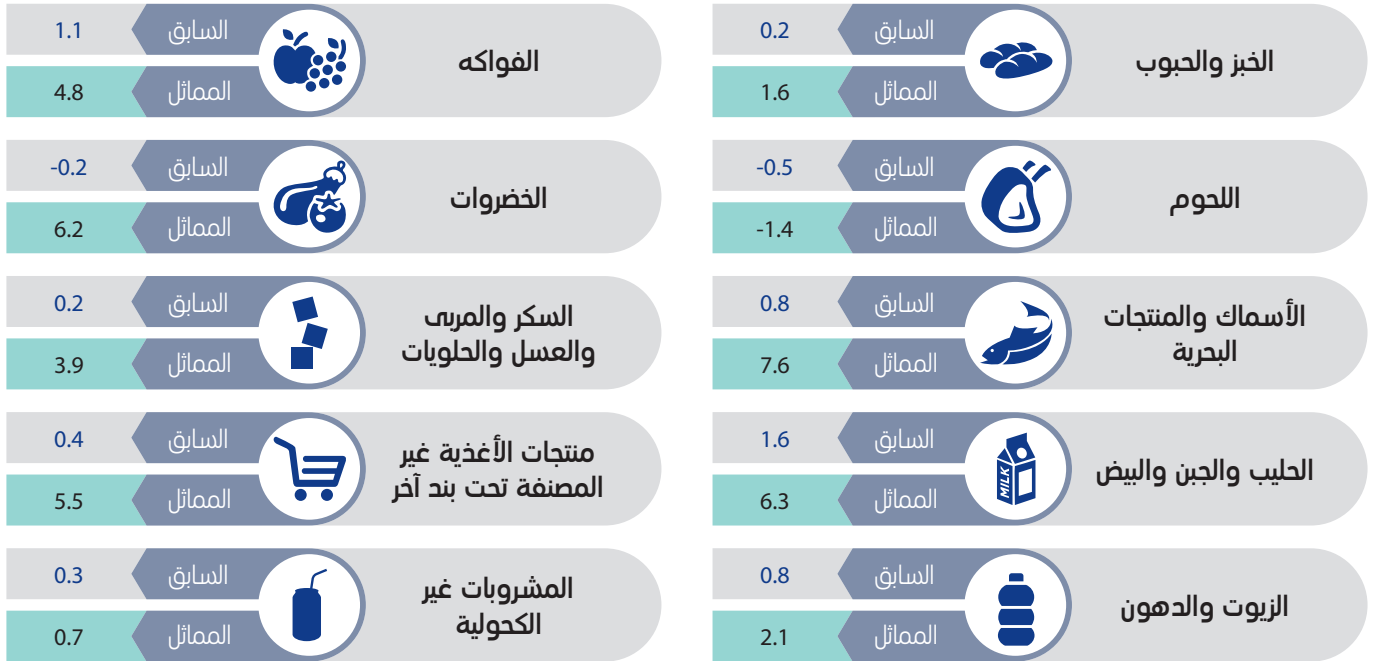
أبرز مؤشرات التضخم في سلطنة عمان خلال شهر ديسمبر 2023م



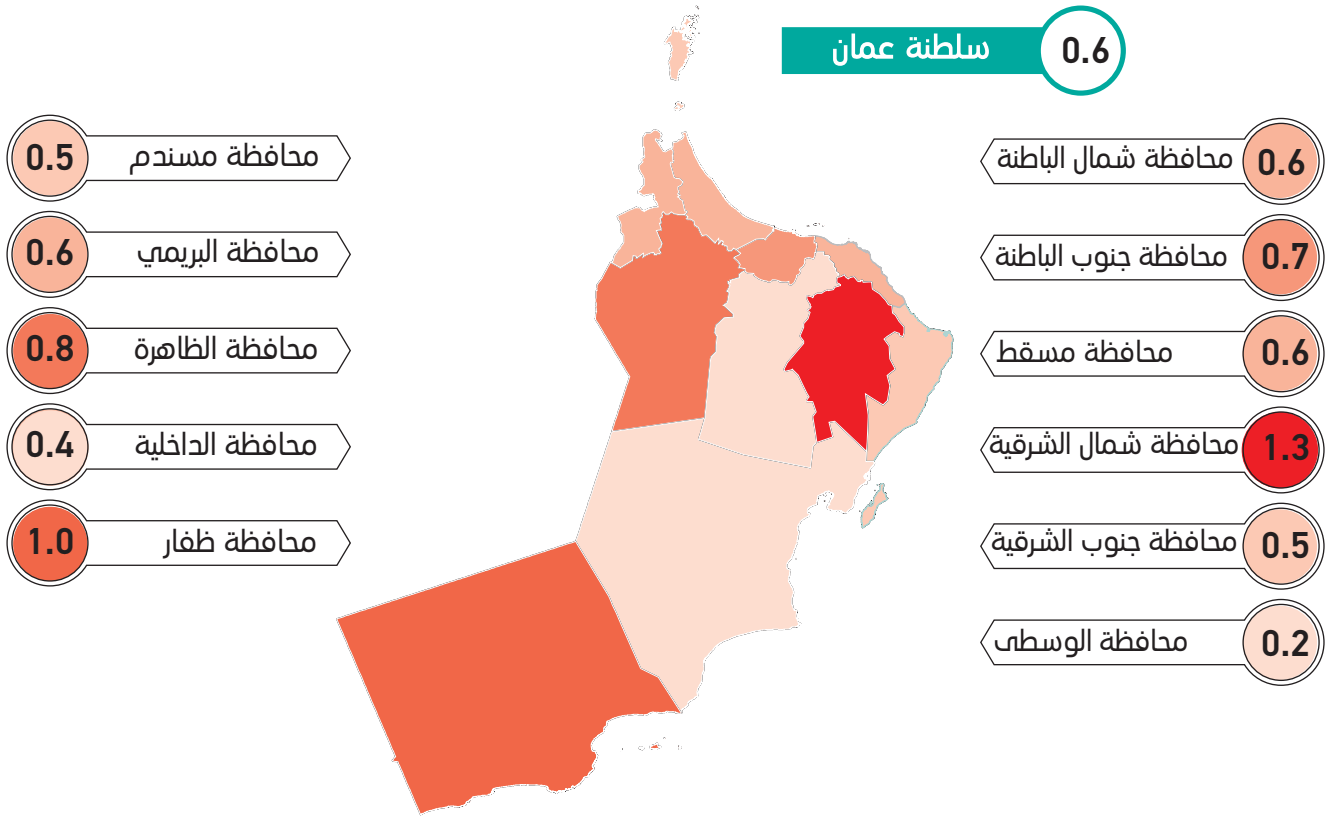
الأرقام القياسية لأسعار المستهلكين والتضخم خلال الفترة (ديسمبر 2022م - ديسمبر 2023م)



مؤشر التضخم لمجموعة المواد الغذائية والمشروبات غير الكحولية لشهر ديسمبر 2023م مقارنة بالشهر السابق والشهر المماثل من العام الماضي



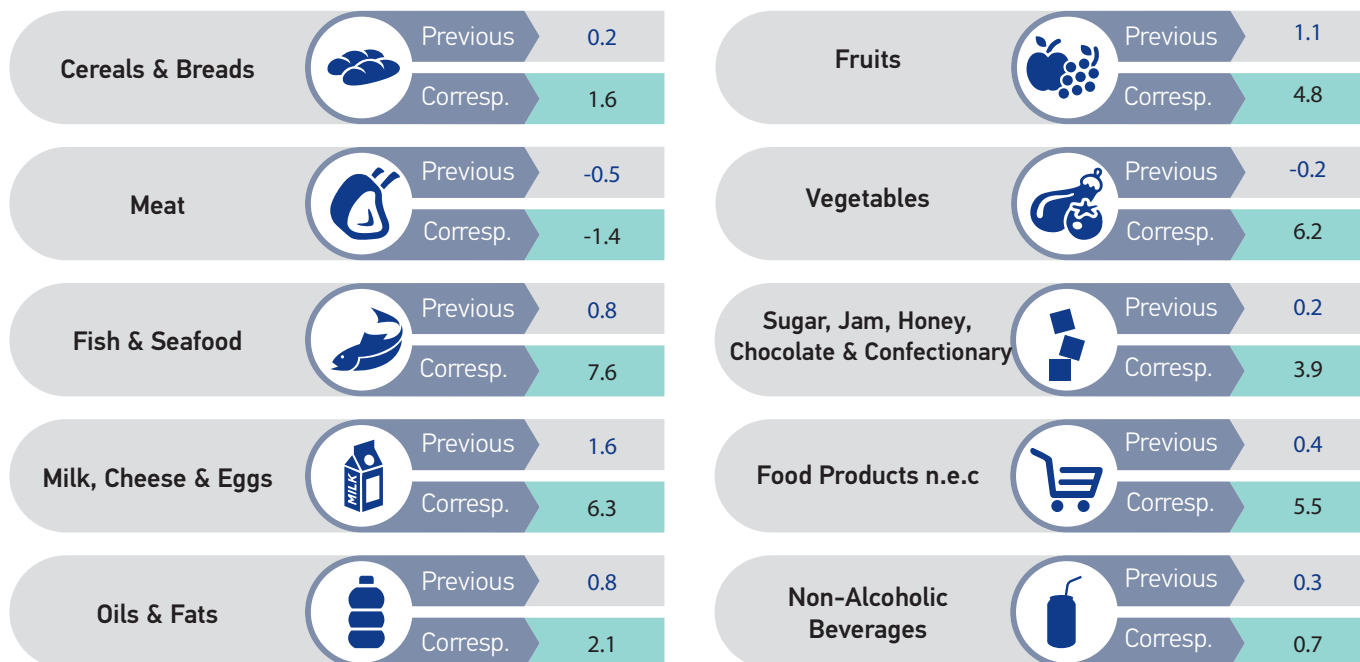
مؤشر التضخم في المحافظات لشهر ديسمبر 2023م.



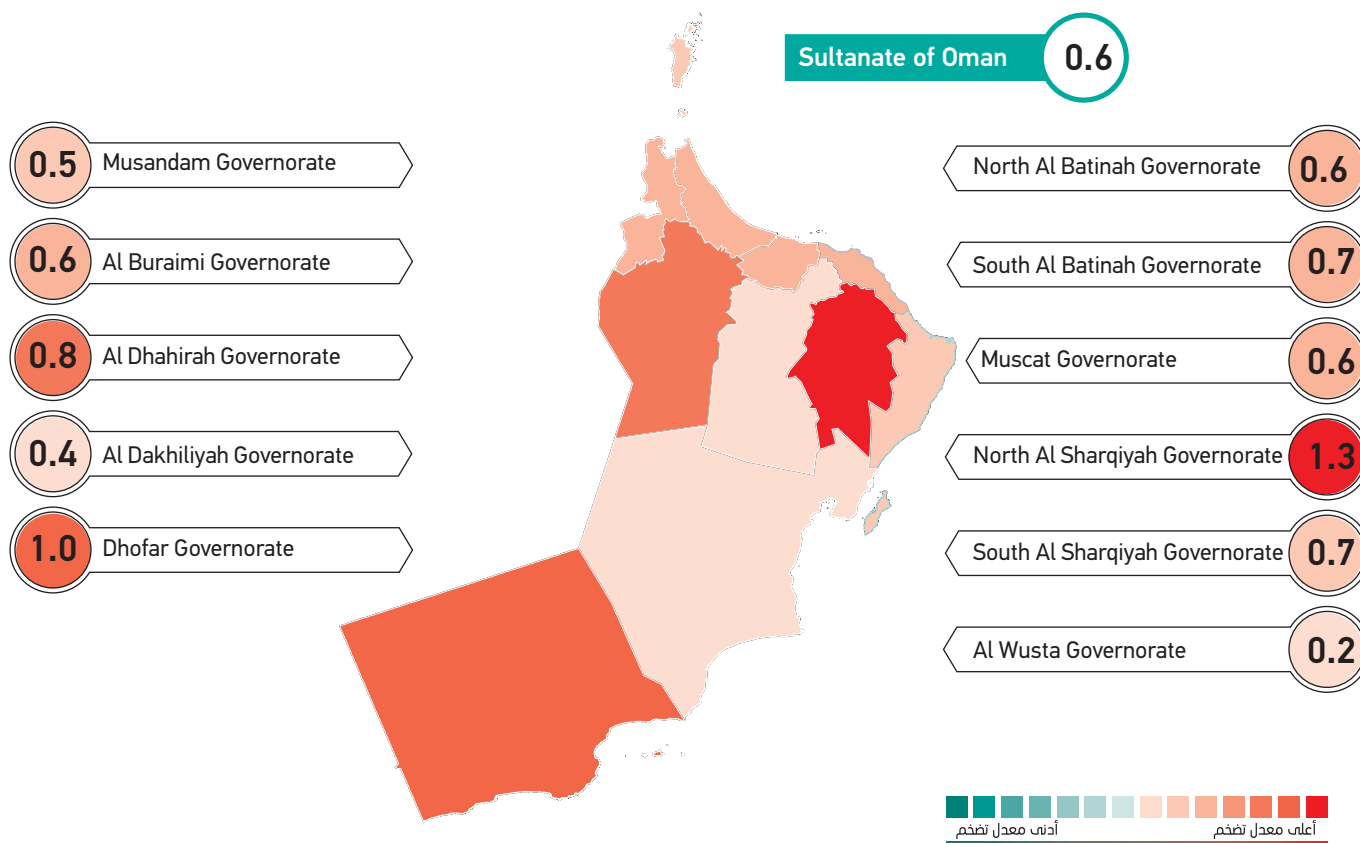
1150 وحدة مؤجرة. المصدر: المركز الوطني للإحصاء والمعلومات، المسح الشهري لأسعار المواد الاستهلاكية

سنة الأساس 2018 = 100
الأرقام القياسية لمحافظة سلطنة عمان تعتمد على:-
1 جمع البيانات من جميع محافظات سلطنة عمان .
2 جمع ما يقارب 56640 سعراً من السلع والخدمات من 3907 مصدراً مختاراً، بينما تجمع بيانات الإيجار من عينة تبلغ 1150 وحدة مؤجرة.

Inflation index for the food and non-alcoholic beverages group for the month of December 2023 compared to the previous month and the corresponding month of last year



Inflation index in the governorates for the month of December 2023



Base year 2018 = 100

The indices for the governorates of the Sultanate of Oman are based on:

1 Collecting data from all governorates of the Sultanate of Oman.

2 Collecting approximately 56640 prices of goods and services from 3907 selected sources, while rent data is collected from a sample of 1150 rented units.

Source: National Center for Statistics and Information, Monthly Consumer Price Survey.

Inflation

Report

[@ncsioman](#)
info@ncsi.gov.om +968 9145 9145
 80076274 www.ncsi.gov.om

**NATIONAL CENTRE
 FOR STATISTICS
 & INFORMATION**
 Enhancing Knowledge
 SULTANATE OF OMAN

Base year 2018 Issue: January 2024

The most prominent inflation indicators in the Sultanate of Oman during December 2023

- 0.6%** Increase in the general inflation index compared to the same month of the previous year.
- 2.9%** Increase in the price index of the food and non-alcoholic beverages group compared to the same month of the previous year.
- 6.3%** Increase in the price index of the milk, cheese and eggs group compared to the same month of the previous year.
- 2.1%** Increase in the price index of the oils and fats group compared to the same month of the previous year.
- 7.6%** Increase in the price index of the fish and seafood group compared to the same month of the previous year.
- 0.5%** Decrease in the price index of the meat group compared to the previous month.
- 0.2%** Decrease in the price index of the vegetables group compared to the previous month.
- 1.3%** The highest inflation rate was recorded in Al Sharqiyah North Governorate.
- 0.2%** The lowest inflation rate was recorded in Al Wusta Governorate.

Consumer price indices & inflation during the period (December 2022 - December 2023)

