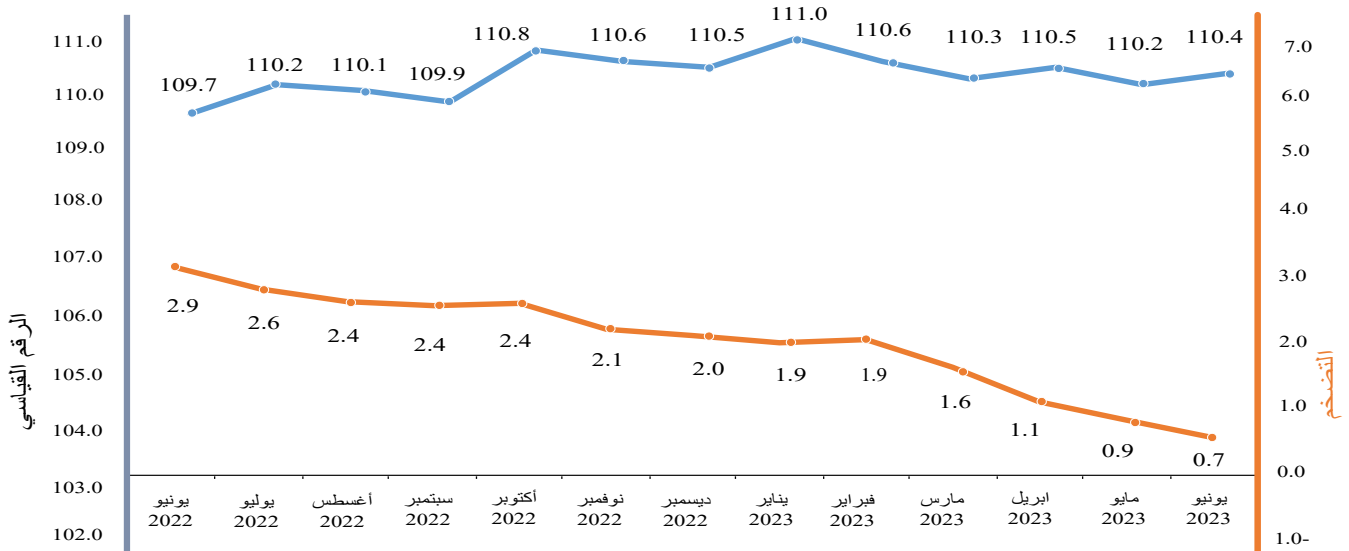


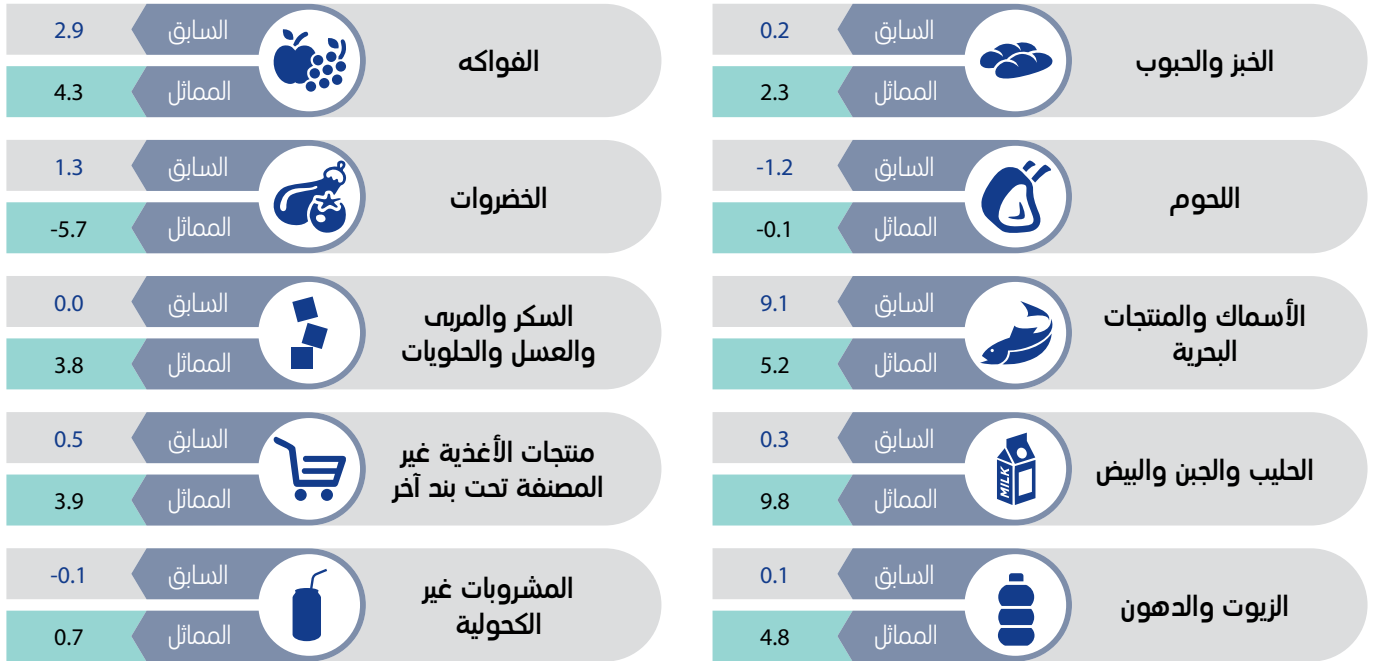
## أبرز مؤشرات التضخم في سلطنة عمان خلال شهر يونيو 2023م



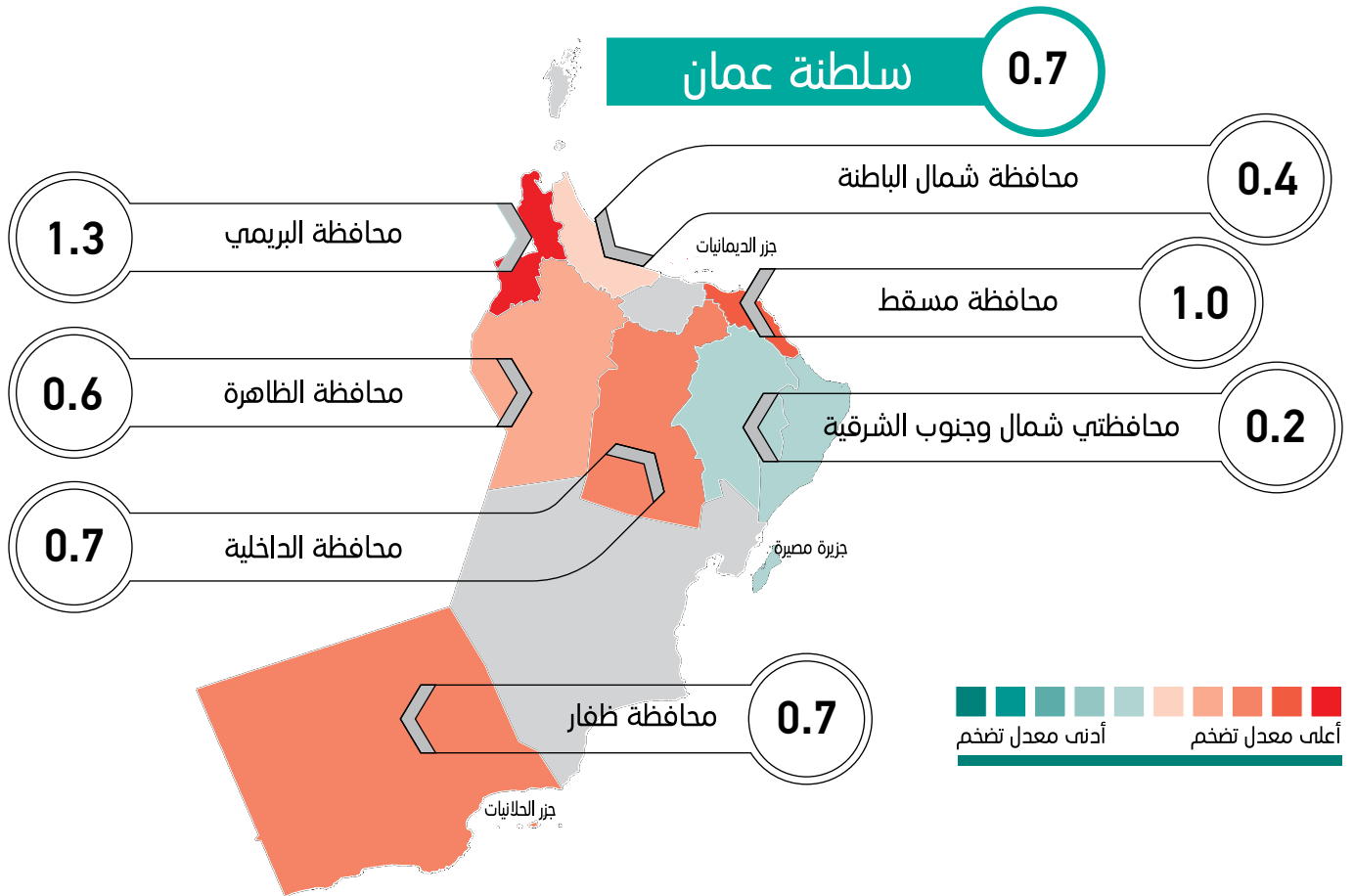
## الأرقام القياسية لأسعار المستهلكين والتضخم خلال الفترة ( يونيو 2022م - يونيو 2023م )



## مؤشر التضخم لمجموعة المواد الغذائية والمشروبات غير الكحولية لشهر يونيو 2023 مقارنة بالشهر السابق والشهر المماثل من العام الماضي

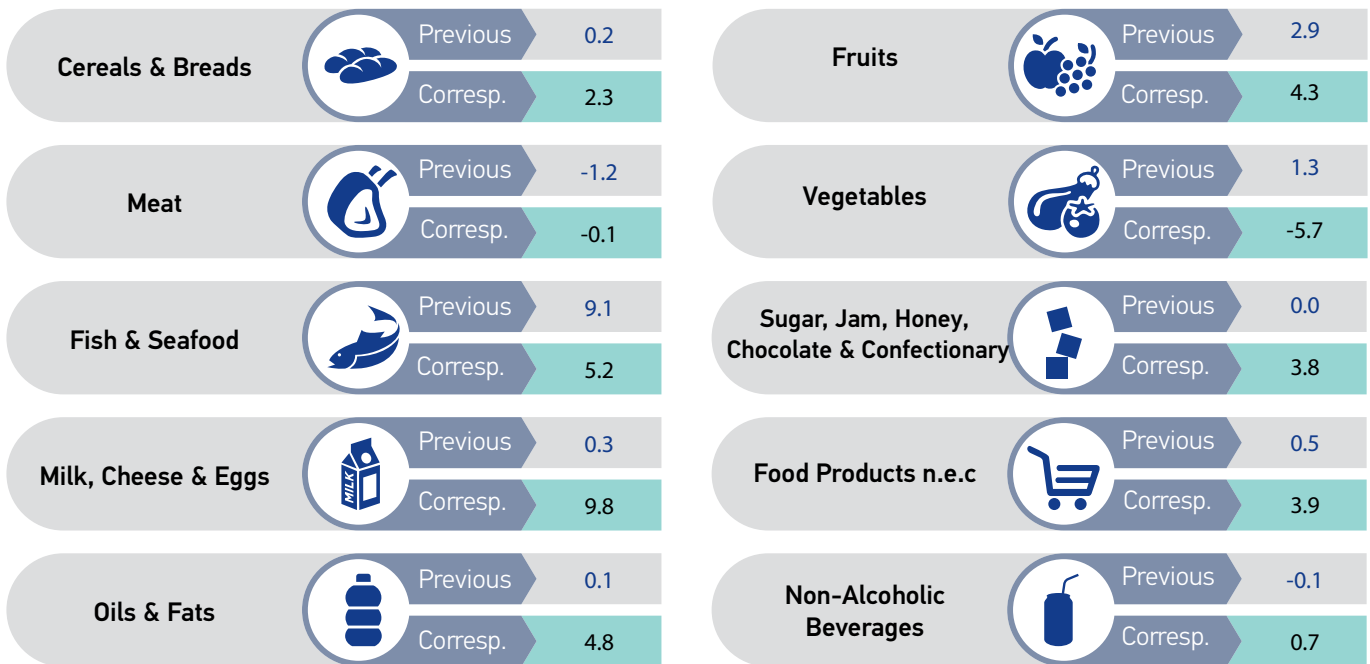


## مؤشر التضخم في المحافظات لشهر يونيو 2023م.

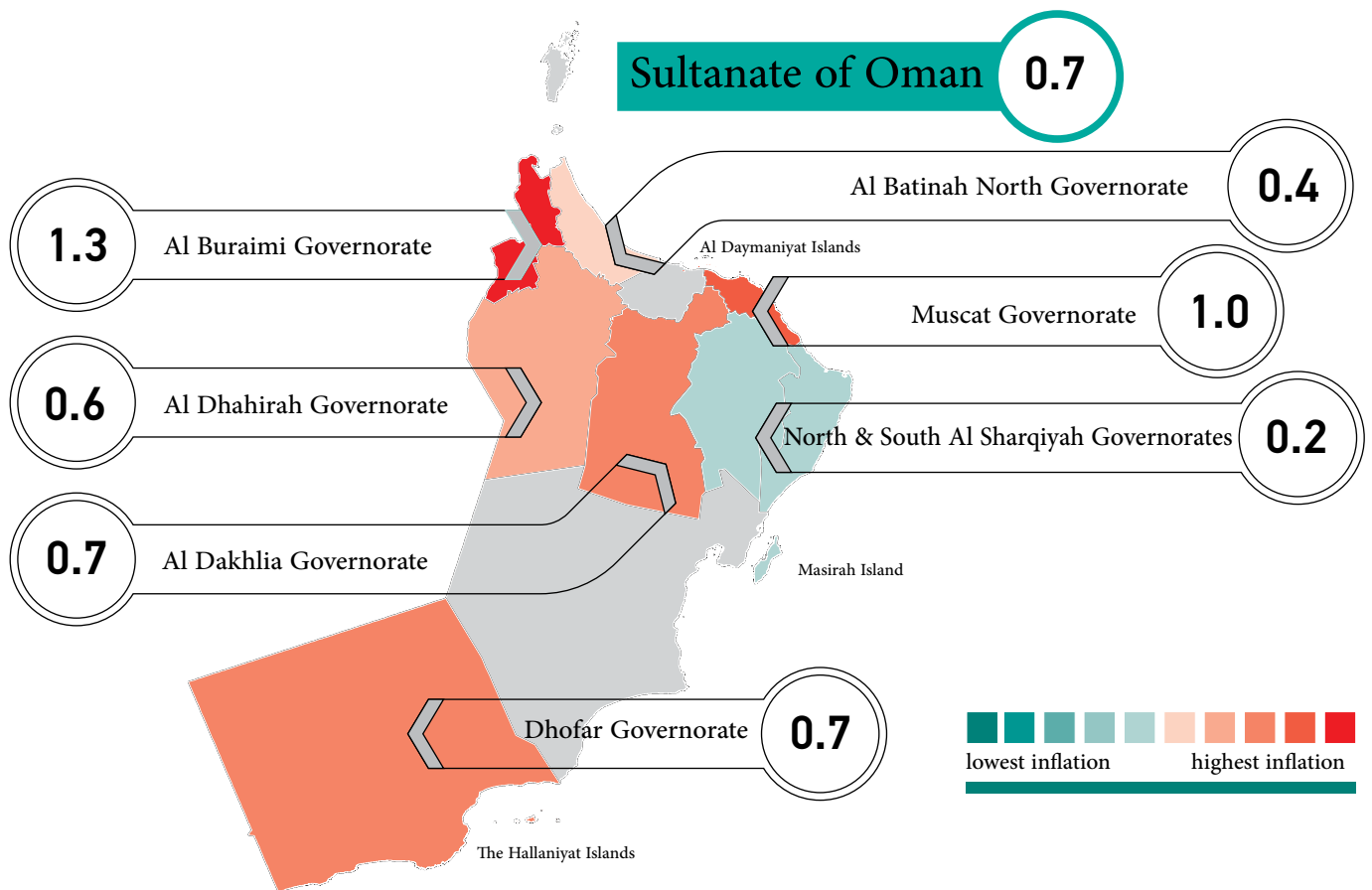


سنة الأساس 2012 = 100  
الأرقام القياسية لم محافظات سلطنة عمان تعتمد على:-  
1 جمع البيانات من جميع محافظات سلطنة عمان عدا (محافظة مسندم ومحافظة الوسطى).  
2 جمع ما يقارب 36016 سعراً من السلع والخدمات من 1557 مصدرًا مختارًا، بينما تجمع بيانات الإيجار من عينة تبلغ 1150 وحدة مؤجرة.  
المصدر: المركز الوطني للإحصاء والمعلومات، المسح الشهري لأسعار المواد الاستهلاكية

## Inflation index for the food and non-alcoholic beverages group for the month of June 2023 compared to the previous month and the corresponding month of last year



## Inflation index in the governorates for the month of June 2023



Base year 2012 = 100

The indices for the governorates of the Sultanate of Oman are based on:

1 Collecting data from all governorates of the Sultanate of Oman except (Musandam Governorate and Al Wusta Governorate).

2 Collecting approximately 36,016 prices of goods and services from 1,557 selected sources, while rent data is collected from a sample of 1,150 rented units.

Source: National Center for Statistics and Information, Monthly Consumer Price Survey.

# Inflation

Report

[@ncsioman](#)  
[info@ncsi.gov.om](mailto:info@ncsi.gov.om) +968 9145 9145  
 80076274 [www.ncsi.gov.om](http://www.ncsi.gov.om)

**NATIONAL CENTRE  
 FOR STATISTICS  
 & INFORMATION**  
 Enhancing Knowledge  
 SULTANATE OF OMAN

Issue: July 2023

## The most prominent inflation indicators in the Sultanate of Oman during June 2023

- 0.7%** Increase in the general inflation index compared to the same month of the previous year.
- 2.2%** Increase in the price index of the food and non-alcoholic beverages group compared to the same month of the previous year.
- 9.8%** Increase in the price index of the milk, cheese and eggs group compared to the same month of the previous year.
- 4.8%** Increase in the price index of the oils and fats group compared to the same month of the previous year.
- 5.7%** Decrease in the price index of the vegetables group compared to the same month of the previous year.
- 9.1%** Increased in the price index of the fish and seafood group compared to the previous month.
- 1.2%** Decrease in the price index of the meat group compared to the previous month.
- 1.3%** The highest inflation rate was recorded in Al-Buraimi Governorate.
- 0.2%** The lowest rate of increase in the inflation was recorded in North & South AL Sharqiah Governorates.

## Consumer price indices & inflation during the period (June 2022 - June 2023)

